

## Options Available

### Overhead Doors

#### NON-INSULATED

8x7 Colonial Style Overhead Door . . . . .	939.00
9x7 Colonial Style Overhead Door . . . . .	979.00
9x8 Colonial Style Overhead Door . . . . .	1133.00
8x7 Carriage Style Overhead Door . . . . .	1311.00
9x7 Carriage Style Overhead Door . . . . .	1359.00
9x8 Carriage Style Overhead Door . . . . .	1540.00

for insulated garage doors, add \$425.00

For CUPOLA options, ask for our cupola brochure & pricelist

### Double Doors

Carriage Double Doors (painted) . . . . .	814.00
Carriage Double Doors (stained) . . . . .	988.00
Workshop Double Doors (painted) . . . . .	600.00
Workshop Double Doors (stained) . . . . .	775.00
Arch Top Double Doors (painted) . . . . .	360.00
Arch Top Double Doors (stained) . . . . .	534.00
Crossbuck Double Doors (painted) . . . . .	295.00
Fiberglass Double Door w/ Transom Window . . . . .	824.00
6-Panel Fiberglass Double Doors . . . . .	600.00
Sliding Track Door . . . . .	551.00

### Man Doors

Carriage Man Door (painted) . . . . .	399.00
Carriage Man Door (stained) . . . . .	486.00
Workshop Man Door (painted) . . . . .	291.00
Workshop Man Door (stained) . . . . .	379.00
Arch Top Man Door (painted) . . . . .	173.00
Arch Top Man Door (stained) . . . . .	260.00
Crossbuck Man Door (painted) . . . . .	138.00
Fiberglass Man Door w/ Transom Window . . . . .	425.00
6-Panel Fiberglass Man Door . . . . .	176.00
36" Fiberglass Entry Door (primed) . . . . .	673.00
36" Metal Entry Door (painted) . . . . .	1196.00

### Window Options

24"x36" Shed Window . . . . .	105.00
24"x27" Window w/ Transom . . . . .	176.00
Double 24"x36" Shed Window . . . . .	203.00
Double 24"x27" Window w/ Transom . . . . .	344.00
Double Window Pergola . . . . .	260.00
Standard Shutters (per pair) . . . . .	68.00
Large Shutters w/ Hinges (per pair) . . . . .	138.00
Flower Box . . . . .	79.00
Double Flower Box . . . . .	138.00
Farmhouse Flower Box . . . . .	156.00
Double Farmhouse Flower Box . . . . .	214.00

### Ramps & Accessories

40" Wooden Ramp (for doors up to 65" wide) . . . . .	120.00
40" Wooden Ramp (for doors 66" & wider) . . . . .	188.00
5' Poly Ramp (64" wide) . . . . .	500.00
Aluminum Treadplate for Doors wider than 6' . . . . .	85.00
Aluminum Treadplate for Double Doors . . . . .	65.00
Aluminum Treadplate for Single Door . . . . .	53.00

### Roof Options

Dimensional Shingles (per sq. foot) . . . . .	1.04
Metal Roof (per sq. foot) . . . . .	3.64
Metal Roof (per sq. foot) - 5' Sidewall Barn . . . . .	5.20

NOTE: on buildings larger than 240 sq. foot, please call for price

TEXTURED METAL: additional \$0.30 per sq. foot

Tar Paper (per sq. foot) . . . . .	0.53
Ridge Vent (per foot) . . . . .	7.80
Soft Vent (per foot) . . . . .	3.25
Double Fascia (per foot of perimeter) . . . . .	2.60
Steeper Roof Pitch (per pitch steeper) use sq. foot . . . . .	0.85

### Porches & Overhangs

Extended Overhang . . . . .	484.00
Farmhouse Overhang . . . . .	563.00
Side Roof for 8' Sidewall Barn (per sq. foot) . . . . .	28.60
Porch for Carriage House (per sq. foot) . . . . .	28.60
Railing for Porch - PAINTED (per foot) . . . . .	37.70
Railing for Porch - UNPAINTED (per foot) . . . . .	29.90

### Interior Additions

Workbench w/ 4 Drawers & Pegboard . . . . .	358.00
Shelves - 15" Deep (per foot) . . . . .	5.20
4' Loft (on 8' Wide Building) . . . . .	78.00
4' Loft (on 10' Wide Building) . . . . .	95.00
4' Loft (on 12' Wide Building) . . . . .	113.00

### Lofts & Accessories

Additional Loft 8' Sidewall & Cabin (per sq. foot) . . . . .	6.50
Standard Stairway . . . . .	296.00
Yellow Pine Stairway with Kickboard . . . . .	865.00
Railing for Stairway and Loft Opening . . . . .	286.00

### Garden Shed/Potting Shed Options

Vented Transom Windows . . . . .	216.00
Louvered Gable Fan w/ Thermostat . . . . .	676.00
Plastic Greenhouse Shelving (per ft.) . . . . .	5.00
Upgrade to Insulated Windows & Poly Carb. . . . .	33.75

price is figured per sq. foot of potting shed/greenhouse area

Insulation & Siding below Windows . . . . .	25.00
---	-------

price is figured per foot of perimeter



# Storage Barns & Garages

## COVER UP BUILDING SYSTEMS

Since 1987

### SALES AND RENTAL

P.O. Box 133 / 101 Market Street  
Martinsburg, OH 43037

Office Hours: 7:30-5:30 Tue.-Fri.  
Other Times By Appointment

Stephen Kidwell  
(740) 668-8985

Website: [coverupbuildings.com](http://coverupbuildings.com)

Email: [coverupbuildings@hotmail.com](mailto:coverupbuildings@hotmail.com)

Rental (per month)	
Size:	8x10 = \$50+tax
	10x14 = \$70+tax
	10x20 = \$90+tax
	12x20 Garage = \$110+tax
	Plus delivery fee

Carriage House	Size	Painted	Unpainted
	8 x 10	\$3,449	\$3,085
	8 x 12	\$3,883	\$3,481
	10 x 12	\$4,605	\$4,136
	10 x 14	\$5,283	\$4,773
	10 x 16	\$5,840	\$5,286
	10 x 18	\$6,420	\$5,874
	10 x 20	\$6,966	\$6,418
	12 x 16	\$7,161	\$6,583
	12 x 20	\$8,956	\$8,221
	12 x 24	\$10,748	\$9,870
	14 x 18	\$9,213	\$8,471
	14 x 20	\$10,249	\$9,414
16 x 20	\$11,703	\$10,759	
16 x 24	\$14,054	\$12,903	
18 x 20	\$13,169	\$12,095	
18 x 24	\$15,801	\$14,514	
20 x 24	\$17,554	\$16,128	

Price Includes:  
 • Crossbuck Double Doors  
 • 1 Window (10x12 & Smaller)  
 • 2 Windows (10x14 & Larger)  
 • 2 Shelves  
 • 2 Gable Vents  
 • 4 Pitch Roof  
 • Standard 3-Tab Shingles

Gable Barns	Size	Painted	Unpainted
	8 x 8	\$2,864	\$2,565
	8 x 10	\$3,536	\$3,168
	8 x 12	\$3,964	\$3,560
	10 x 12	\$4,690	\$4,216
	10 x 14	\$5,283	\$4,773
	10 x 16	\$5,840	\$5,284
	10 x 18	\$6,420	\$5,874
	10 x 20	\$6,966	\$6,418
	12 x 16	\$7,161	\$6,583
	12 x 20	\$8,956	\$8,221
12 x 24	\$10,748	\$9,870	

Price Includes:  
 • Crossbuck Double Doors  
 • 2 Windows  
 • 2 Shelves  
 • 2 Gable Vents  
 • 4 Pitch Roof  
 • Standard 3-Tab Shingles


5' Sidewall Barn	Size	Painted	Unpainted
	8 x 8	\$2,869	\$2,593
	8 x 10	\$3,585	\$3,228
	8 x 12	\$4,001	\$3,606
	10 x 12	\$4,565	\$4,123
	10 x 14	\$5,129	\$4,630
	10 x 16	\$5,676	\$5,134
	10 x 18	\$6,218	\$5,695
	10 x 20	\$6,855	\$6,218
	12 x 16	\$6,948	\$6,399
	12 x 20	\$8,691	\$7,988
12 x 24	\$10,638	\$9,786	

Price Includes:  
 • Crossbuck Double Doors  
 • 1 Window  
 • Loft Doors  
 • 4' Loft  
 • Gambrel Roof  
 • Standard 3-Tab Shingles

## Standard Features on all Buildings:


- 4x6 Treated Skids
- 5/8" T1-11 Duratemp Siding
- 25 Year Shingles (unless specified otherwise)
- 25+ Standard Paint Colors

- 2" Tounge & Groove Treated Flooring
- 5/8" Plywood Roof Sheathing
- Heavy 6" T-Hinges (3 on each door)
- 1' of Overhang on Roof

Victorian	Size	Painted	Unpainted
	8 x 14	\$6,313	\$4,853
	10 x 16	\$6,903	\$6,244
	10 x 18	\$7,505	\$6,888
	10 x 20	\$8,085	\$7,478
	12 x 16	\$8,268	\$7,624
	12 x 18	\$9,160	\$8,510
	12 x 20	\$10,118	\$9,384
	12 x 24	\$12,033	\$11,155


Price Includes:


- Arch Top Double Doors
- 2 Windows
- Shutters (1 pair)
- 2 Gable Vents
- Dormer Above Doors
- 6 Pitch Roof
- Dimensional Shingles

Workshop	Size	Painted	Unpainted
	8 x 8	\$3,808	\$3,516
	8 x 10	\$4,580	\$4,325
	8 x 12	\$5,080	\$4,681
	10 x 12	\$5,871	\$5,396
	10 x 14	\$6,630	\$6,120
	10 x 16	\$7,279	\$6,783
	10 x 18	\$7,944	\$7,399
	10 x 20	\$8,578	\$8,031
	12 x 16	\$8,671	\$8,086
	12 x 24	\$12,650	\$11,770

Price Includes:


- Workshop Double Doors
- 2 Windows
- Large Shutters (2 pair)
- Workbench & Pegboard
- 4' Loft (2 for 10x14 & Larger)
- Board & Batten Gable
- 1x6 Double Fascia

Farmhouse Pavilion		
	Price Includes:	
	<ul style="list-style-type: none"> <li>• Timber Frame Pavilion</li> <li>• Carriage Double Doors</li> <li>• Sliding Barn Style Bar Doors</li> <li>• Live Edge Slab Bar</li> <li>• 2 Windows w/ Lg. Shutters</li> <li>• Farmhouse Overhang</li> <li>• Metal Roofing</li> </ul>	<ul style="list-style-type: none"> <li>• the last size is built on-site</li> </ul>
	Size	Size Specifications
10 x 20	10 x 10 Storage, 10 x 10 Pavilion	\$13,360
12 x 24	12 x 12 Storage, 12 x 12 Pavilion*	\$20,641
Dormer	Transom Dormer for Pavilion	\$1,211

Pool House	Size	Porch	Painted	Unpainted
	8 x 10	4'	\$5,530	\$5,161
	8 x 12	4'	\$6,260	\$5,851
	10 x 12	4'	\$7,070	\$6,456
	10 x 14	4'	\$7,965	\$7,445
	10 x 16	4'	\$8,924	\$8,274
	10 x 18	4'	\$9,813	\$9,163
	10 x 20	4'	\$10,593	\$10,035
	12 x 16	4'	\$9,910	\$9,315
	12 x 20	4'	\$12,295	\$11,553
	12 x 24	4'	\$14,684	\$13,789
	14 x 18	6'	\$13,434	\$12,679
	14 x 20	6'	\$14,894	\$14,041
	16 x 20	6'	\$16,434	\$15,471
	16 x 24	6'	\$19,658	\$18,485
	18 x 20	6'	\$17,986	\$16,891
18 x 24	6'	\$21,505	\$20,189	
20 x 24	6'	\$23,364	\$21,910	

Price Includes:

- Arch Top Double Doors
- Arch Top Man Door
- 2 Windows w/ Shutters
- Porch
- Shelves
- 6 Pitch Roof
- Standard 3-Tab Shingles


Deluxe Carriage House	Size	Painted	Unpainted
	8 x 10	\$3,701	\$3,335
	8 x 12	\$4,153	\$3,750
	10 x 12	\$4,911	\$4,438
	10 x 14	\$5,681	\$5,170
	10 x 16	\$6,270	\$5,711
	10 x 18	\$6,875	\$6,333
	10 x 20	\$7,451	\$6,901
	12 x 16	\$7,634	\$7,055
	12 x 20	\$9,495	\$8,645
	12 x 24	\$11,358	\$10,479
	14 x 18	\$9,475	\$9,030
	14 x 20	\$10,846	\$10,010
	16 x 20	\$12,356	\$11,531
	16 x 24	\$14,800	\$13,651
	18 x 20	\$13,883	\$12,808
18 x 24	\$16,611	\$15,325	
20 x 24	\$18,436	\$17,011	

Price Includes:


- Arch Top Double Doors
- 1 Window (10x12 & Smaller)
- 2 Windows (10x14 & Larger)
- Shutters (1 pair)
- 2 Shelves
- 2 Gable Vents
- 6 Pitch Roof
- Standard 3-Tab Shingles

**FREE delivery within 30** miles on your prepared lot. After 30 miles, add \$3.75 per mile.


**CONSTRUCTION**  
8' & 10' wide buildings are priced as being delivered completely assembled (unless specified otherwise). On-Site construction is also available on smaller sizes for an additional 10% fee.


Potting Shed		
Price Includes:		
<ul style="list-style-type: none"> <li>• Workshop Man Door</li> <li>• Glass Gables</li> <li>• Windows (amount depends on size)</li> <li>• Shelves along all sides</li> <li>• Metal &amp; Poly Carb Roofing</li> </ul>		
		
*reverse gable entrances available for these sizes		
Size	Size Specifications	Price
8 x 10	8 x 10 Potting	\$6,543
8 x 12	8 x 12 Potting*	\$7,333
10 x 12	10 x 12 Potting	\$8,678
10 x 16	10 x 16 Potting*	\$10,803
10 x 20	10 x 20 Potting*	\$12,890


Reverse Gable Entrance (For Potting Shed)		
Price Includes:		
<ul style="list-style-type: none"> <li>• 2' Bumpout/Entrance Way Attached to Potting Shed</li> <li>• Full View Glass Door</li> <li>• Glass Gable</li> <li>• Metal &amp; Poly Carb Roofing</li> </ul>		
*last 2 sizes listed are priced as being built on site		
PS Size	Size Specifications	Price
8 x 12	10 x 12 Overall Potting Shed	\$3,545
10 x 16	12 x 16 Overall Potting Shed	\$5,440
10 x 12	12 x 20 Overall Potting Shed*	\$5,650
<b>NOTE: limited to certain sizes - inquire for more sizing options</b>		


Potting Shed with Porch		
Price Includes:		
<ul style="list-style-type: none"> <li>• Workshop Man Door</li> <li>• 4' Porch w/ Pergola</li> <li>• Glass Gables</li> <li>• 9 Windows (11 on 6x10)</li> <li>• Shelves along all sides</li> <li>• Metal &amp; Poly Carb Roofing</li> </ul>		
		
Size	Size Specifications	Price
6 x 8	6 x 8 Potting, 4 x 8 porch	\$6,050
6 x 10	6 x 10 Potting, 4 x 10 Porch	\$7,245


**CUSTOM SIZES AVAILABLE**  
custom sizes available any style of building. Inquire for details and pricing.

8' Sidewall Barn			
Price Includes:			
<ul style="list-style-type: none"> <li>• Crossbuck Man Door</li> <li>• Sliding Track Door</li> <li>• Loft Doors</li> <li>• 1 Window</li> <li>• 4' Loft on Both Ends</li> <li>• Gambrel Roof</li> <li>• Standard 3-Tab Shingles</li> </ul>			
			
Size	Painted	Unpainted	Full Loft & Stairs
14 x 18	\$10,570	\$9,745	\$1,113
14 x 20	\$11,709	\$10,951	\$1,485
16 x 20	\$13,343	\$12,283	\$1,660
16 x 24	\$16,008	\$14,660	\$2,116
18 x 20	\$14,915	\$13,715	\$1,833
18 x 24	\$17,896	\$16,458	\$2,341
20 x 24	\$19,838	\$18,430	\$2,571
20 x 30	\$24,796	\$22,818	\$3,425
22 x 24	\$21,828	\$20,084	\$2,799
24 x 28	\$27,643	\$25,560	\$3,710
24 x 32	\$31,748	\$29,215	\$4,391

Garage		
Price Includes:		
<ul style="list-style-type: none"> <li>• Crossbuck Man Door</li> <li>• 9x7 Overhead Door</li> <li>• 1 Window</li> <li>• Gable Vent</li> <li>• 4 Pitch Roof</li> <li>• Standard 3-Tab Shingles</li> </ul>		
		
Size	Painted	Unpainted
12 x 20	\$9,350	\$8,626
12 x 24	\$11,108	\$10,125
14 x 20	\$10,618	\$9,795
16 x 20	\$12,024	\$11,103
16 x 24	\$14,334	\$13,215
18 x 20	\$13,458	\$12,405
18 x 24	\$16,041	\$14,776
20 x 24	\$17,755	\$16,354
22 x 24	\$19,414	\$17,884
24 x 28	\$24,523	\$22,581
24 x 32	\$27,931	\$25,709

Cabin			
Price Includes:		<ul style="list-style-type: none"> <li>• Porch</li> <li>• 1/2 Loft w/ Stairway</li> <li>• Railing on Stairway &amp; Loft</li> <li>• Ridge Vent</li> <li>• Soffit Vent</li> <li>• Standard 3- Tab Shingles</li> </ul>	
			
Size	Porch Size	Painted	Unpainted
14 x 18	6'	\$14,864	\$14,036
14 x 20	6'	\$16,430	\$15,670
16 x 20	7'	\$18,796	\$17,720
16 x 24	7'	\$22,386	\$21,096
18 x 20	8'	\$20,943	\$19,731
18 x 24	8'	\$25,060	\$23,605
20 x 24	8'	\$27,120	\$25,614
20 x 30	8'	\$33,828	\$31,831

Garden Shed		
Price Includes:		
<ul style="list-style-type: none"> <li>• Arch Top Double Doors</li> <li>• Workshop Man Door</li> <li>• Interior Divider Man Door</li> <li>• Glass Gable</li> <li>• 9 Windows</li> <li>• Shelves in Potting Area</li> <li>• 4' Loft in Storage Area</li> </ul>		
<ul style="list-style-type: none"> <li>• Metal &amp; Poly Carb Roof</li> <li>• Choice of Large Shutters or Transom Windows on Double Window in Storage Area</li> </ul>		
		
Size	Size Specifications	Price
10 x 16	8 x 10 Storage, 6 x 8 Potting	\$9,446
10 x 18	10 x 10 Storage, 6 x 8 Potting	\$10,024
10 x 20	10 x 12 Storage, 6 x 8 Potting	\$10,689
10 x 24	10 x 16 Storage, 6 x 8 Potting	\$12,021

Farmhouse Garden Shed		
Price Includes:		
<ul style="list-style-type: none"> <li>• Carriage Double Doors</li> <li>• Workshop Man Door</li> <li>• Interior Divider Man Door</li> <li>• Glass Gable</li> <li>• 9 Windows</li> <li>• Shelves in Potting Area</li> <li>• 4' Loft in Storage Area</li> <li>• Farmhouse Overhang</li> </ul>		
<ul style="list-style-type: none"> <li>• Metal &amp; Poly Carb Roofing</li> <li>• Choice of Large Shutters or Transom Window on Double Window in Storage Area</li> </ul>		
		
*the last 3 sizes listed are priced as being built on-site		
Size	Size Specifications	Price
10 x 16	8x10 Storage, 6 x 8 Potting	\$11,430
10 x 18	10x10 Storage, 6 x 8 Potting	\$11,691
10 x 20	10x10 Storage, 6 x 10 Potting	\$13,164
10 x 20	12x10 Storage, 6x 8 Potting*	\$13,938
12 x 18	10x12 Storage, 8 x 8 Potting*	\$15,058
12 x 20	12x12 Storage, 8 x 8 Potting*	\$16,129