

Making Love Songs (2016)

Eliav Kohl

Dedicated to Tedarim Project and Meitar Ensemble

For Flute, Piano, Viola and Cello


Explanation of signs

General


All accidentals apply traditionally - they hold until the end of the bar.



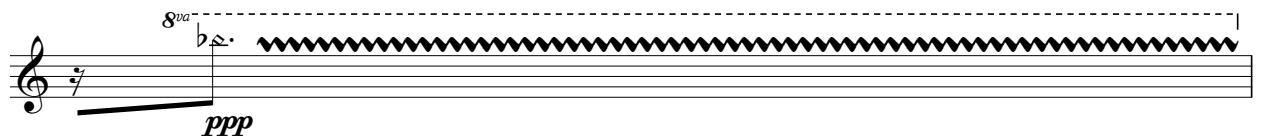
All dynamics refer to the final volume, i.e. *pp* for the flute should be equivalent to *pp* on the piano.


—————→ One technique is gradually changing to a new one.

 Element continuation. Continue playing the boxed notes until the end of the line.

Flute


Fl.  Whisper (without the flute), no pitch

 Whistle Tongue ram Whistle tones



Slap tongue


ppp



Speak, with pitch


(The) (#)

p



(Sing) and play

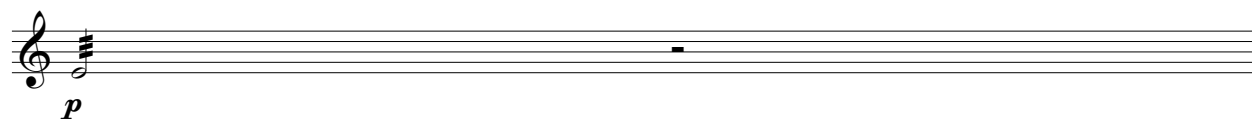
p



90% air and 10% pitch

pp

s.v. senza vibrato



Unmeasured, flutter tongue

p



Play an unharmonic multiphonic of your choice, that includes the indicated note as the dominant pitch.

mp

piano

4

Gliss with a spoon on the white keys. Produce no pitch.

Gliss with a spoon on the black keys. Produce no pitch.

Whisper, no pitch.

Move a small metal chain between the tuning pags.

Use a spoon to trem between two tuning pegs.


Hit the strings with the palm of your hand.

Pluck the string with your finger.

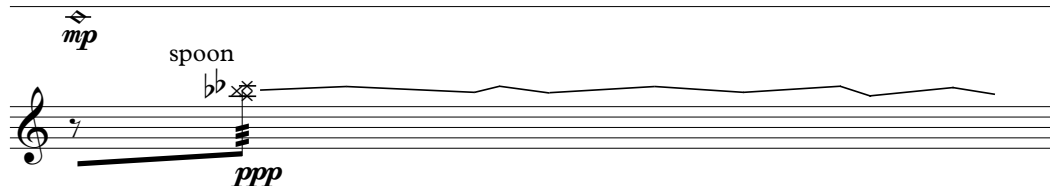
Play normally while muting the string with your finger.



Gradually move to an overtone.




The bracketed note is what you hear.




Use the spoon to trem directly on the strings. The broken line indicates an irregular gliss.

Strings

- s.v. senza vibrato
- s.p. sul ponticello
- s.t. sul tasto
- fl. flautando
- ric. ricochet
-  Use your fingernail.

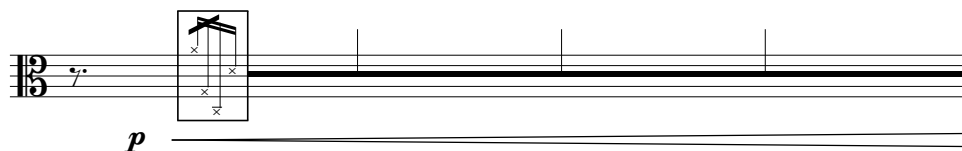
Viola



Muted pizz. The x-headed note indicates the highest finger position.




Whisper, no pitch.

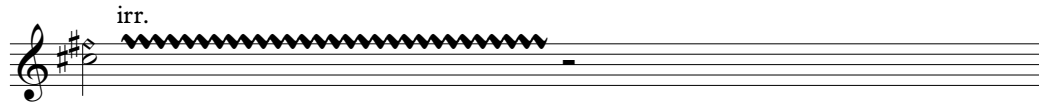


Fast, random muted plucks. Use both finger tips and fingernails.

6



Strum behind the bridge with your fingernails.

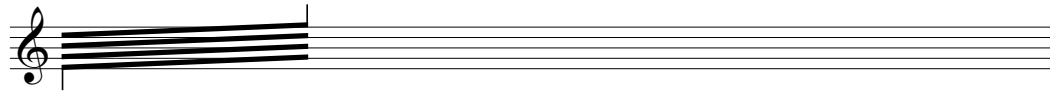


Irregular wide vibrato.




Wide vibrato.

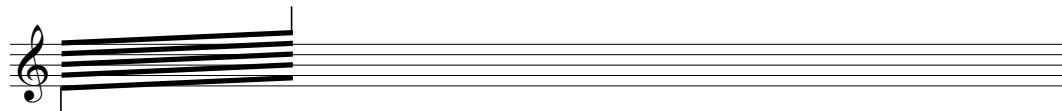
Cello



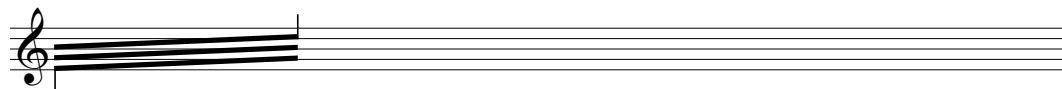
Use four fingers of each of your hands to trem on the cello's body.




Whisper, no pitch.



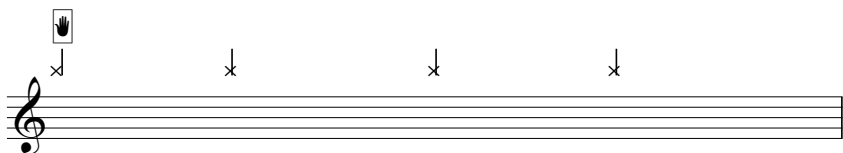
Use five fingers of each of your hands to trem on the cello's body.




Use three fingers of each of your hands to trem on the cello's body.



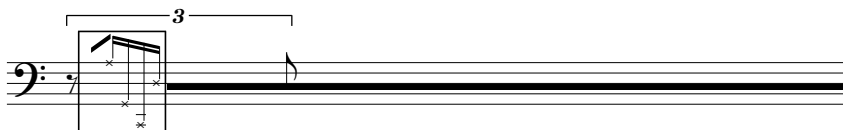
Use two fingers of each of your hands to trem on the cello's body.




Tap the cello's shoulder with your hand.




Muted pizz. The x-headed note indicates the highest finger position.



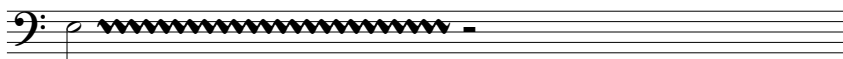
Fast, random muted plucks. Use both finger tips and fingernails.



Strum behind the bridge with your fingernails.



Use a mechanical spring vibratore on the cello's shoulder. *crescendo* and *diminuendo* should be executed by forcing the vibrator on the cello's surface.



Wide vibrato.

Making Love Songs

Eliav Kohl

Flute

♩=60

(ha) *mp* (ha) *p* (ha) *p*

Piano

spoons on white keys *mp* black and white *p* *f* *p* *f* *p* *f* *p* *f*

Viola

♩=60 muted pizz. *mp* *cresc.* (s) *mp* *mf* (s) *mp* *f*

Violoncello

mp 4 * 2 fingers on the cello's body (sh) *p* senza *cresc.* *f* 5 * 2 fingers on the cello's body (sh) *p* *mf* *p* 3 * 2 fingers on the cello's body

Fl.

7 whistle *pp* *mp* *pp*

Pno.

tuning pegs, chain *mp* tuning pegs, spoon *p* iron strings *mf* (sempre)

Vla.

strum *mp* *ff*

Vc.

mp pp 2 * 2 fingers on the cello's body tap *mp* tap the cello's shoulder *mf* scrape *n* *n* *mf* *n* *mf*

13

Fl. *pp* tongue ram *ppp* whistle tones *mp*

Pno. *mf* *sub.p* *mf* *mp* tuning pegs, chain *pp* tuning pegs, spoon *mp* *pp* mute *pp* *mp*

Vla. *p* random muted plucks *mf* *p* strum behind the bridge with your fingernails *mp* arco s.v. *n*

Vc. *mf* muted pizz. *p* *mf* *p* pizz. *mp* *mf*

19

Fl. *ppp* *ppp* slap tongue *ppp*

Pno. *p* *ppp* tuning pegs, spoon *ppp* spoon *ppp*

Vla. s.v. *irr.* s.v. s.p. *irr.* s.v. *p*

Vc.

24

Fl. *p* *ppp* *ppp* *ppp*

Pno. *mp* *ppp* *p* *mp*

Vla. *n* *pp* *n* *mp*

Vc. *ppp* *p* *n* *p* *ppp*

8va

mf

pizz.

pizz.

29

Fl. *p* *pp* *p* *pp* *p* *ppp* *pp* *ppp*

Pno. *p* *ppp* *p* *mp* *p* *mp* *pp* *p* *mp*

Vla. *arco* *n* *p* *n* *pp* *ppp*

Vc. *pp* *p* *pp* *p* *ppp*

5st.

3

air

s.p.

s.t.

(The)

(u)

pluck

two hands trem on the cello's body

mechanical vib. on the cello's shoulder

34 *air*

Fl. *p* *ppp* (sh) *p* *mf* t.r. *p* (un) *p* *ppp* *pp* *ppp* *p* *pp* *mp* s.t.

Pno. *p* *mf* *f* *p* *mf* *pp* *p* *mf* *pp* *mp* *pp*

Vla. *s.p.* *p* *p* *5 fl.* *mp* *p* *tip ric.* *ppp*

Vc. *p* *ppp* *p* *mp* *p* *mp* *p* *mp* *arco s.t.* *n* *p*

39 *air*

Fl. *pp* *ppp* *pp* (U) (ph) *n* *p*

Pno. *mp* *pp* *pp* *p* *pp* *p* *pp* *p* *pp* *mp* *pp* *mp* *ppp*

Vla. *pizz.* *ppp* *p* *arco* *pp* *n* *pizz.* *mp* *arco s.v. s.p.* *n*

Vc. *arco* *ppp* *n* *fl.* *ppp* *s.t.* *p* *pp* *n*

45

Fl. *air* *ppp* *p* (et) *pp* *mp* *pp* *mp pp* *ppp*

Pno. *p* *pp* *ppp* *p* *pp* *mp* *p* *p* *pp* *p*

Vla. *ppp* *ord.* *pizz.* *pp* *p* *ord.* *pp* *s.p.* *pp* *p* *ppp*

Vc. *n* *ppp* *p* *ppp* *n* *p* *ppp* *n* *p* *ppp*

51 → ord. 3 *air* *pp* *ppp* *p* *ppp* (don) *p* *ppp* *pp* *ppp* *7*

Pno. *ppp* *mp* *p* *pp* *mp* *p* *ppp* *p* *ppp* *pp* *mute* *mp*

Vla. *s.v.* *p* *s.t.* *mp* *pp* *mp* *p* *s.t.* *n* *s.p.* *ppp* *pp*

Vc. *p* *n* *mp* *ppp* *mp* *pp* *mp* *pp* *p* *n* *pp* *IV* *pp*

56

Fl. *air* *s.t.* *whistle* *s.v.*
ppp *mp* *p* *ppp* *pp* *ppp* *ppp*

Pno. *p* *mp* *pp* *(sh)* *ppp* *mp* *pp* *ppp* *p* *ppp*

Vla. *fl.* *pp* *pp* *mp* *n* *(s)* *pp* *s.p.* *ord.* *p*

Vc. *ric. 3* *s.p.* *ric. 3* *fl.* *s.t.* *(ph)* *mp* *n* *pp* *n* *ord.* *s.v.* *ppp*

61

Fl. *pp* *mp* *pp* *(u)* *mp* *pp* *mp*

Pno. *pp* *mp* *pp* *mp* *pp* *pp* *ppp* *mp*

Vla. *p* *mf* *pp* *mp* *pp*

Vc. *pp* *mp* *pp* *mp* *pp*

64

Fl. *pp mp pp mp p mf ppp p pp*

Pno. *mp pp pp mf p pp (legato) mp pp*

Vla. *mf pp mp mf pp mf pp mf*

Vc. *pp mf pp mf pp fp*

68

Fl. *mp ppp inhale (ph) p mf ppp pp*

Pno. *mf pp*

Vla. *pp f pp*

Vc. *f pp f p mf*

(sh)

This page of a musical score contains measures 72 through 79. It features four staves: Flute (Fl.), Piano (Pno.), Viola (Vla.), and Violoncello (Vc.).

Measures 72-75:

- Flute:** A long melodic line with dynamics *ppp p*, *pp mp*, *pp mf*, *p f*, and *mp*. It includes a triplet of eighth notes.
- Piano:** Accompanying texture with dynamics *f* and *pp*. Includes a triplet of eighth notes.
- Viola:** Melodic line with dynamics *ppp*, *ff*, and *p*. Includes a section marked "s.p." and "ord." with a key signature change to one sharp.
- Violoncello:** Melodic line with dynamics *pp*, *ff*, *p*, and *ff*. Includes triplets of eighth notes.

Measures 76-79:

- Flute:** Melodic line with dynamics *f* and *p*. Includes a quintuplet of eighth notes.
- Piano:** Accompanying texture with dynamics *mf*, *ff*, *mp*, *f*, and *p*. Includes a triplet of eighth notes.
- Viola:** Melodic line with dynamics *f*, *p*, and a series of *ffp*, *fffp*, *ffp*, *ffp*, *fp*, *fp*, and *fp*. Includes a triplet of eighth notes.
- Violoncello:** Melodic line with dynamics *mp*, *f*, and a series of *fp*, *fp*, *fp*, *fp*, *fp*, and *fp*. Includes triplets of eighth notes.

Measure 76 includes a performance instruction: * 2a.

79

Fl. *f* *p* *pp* *p*

Pno. *mf* *ppp* *pp* *mp*

Vla. *mfp* *mfp* *mfp* *mp* *pp*

Vc. *fpp* *fpp* *fpp* *s.v.* *fpp*

81

Fl. *p* *mf* *n* *ppp*

Pno. *pp* *mf*

Vla. *p*

Vc. *p* *ppp* *p*

whistle

10

83

Fl. *pp* *air*

Pno. *ppp*

Vla. *ppp*

Vc. *mf* *n*

85

Fl. *pp* *ord.* *p*

Pno. *ppp*

Vla. *pp*

Vc. *pp*

87

Fl.

Pno.

Vla.

Vc.

pp

p

ppp

mp

air

89

Vla.

Vc.

ppp

pp

n