

ELIYAV KOHL

ZEH'ER

(2016)

for solo Harp

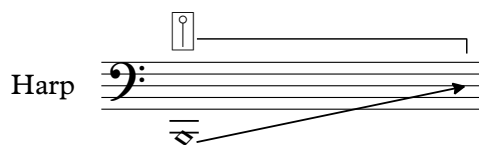
In the honor of operation's "protective edge" victims

Preperations:

1- E1 string should be tuned a perfect four down.

2- a magnetic tape such as in videocassettes should be tied to D1 string.

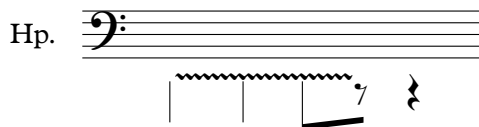
Explanation of sings




rub super boll stick along the indicated string.



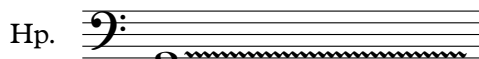
string buzz - pluck the indicated string with enough force to excite it's neighboring strings.




stick buzz - hold a 25-45cm long wooden stick against the vibrating string.



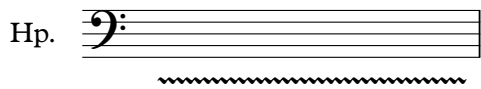
scrape the indicated string with your finger nail.




rapidly rub the indicated string with your finger.



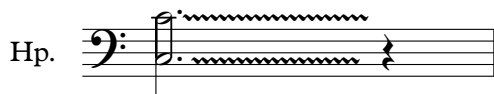
scrape the indicated string with your finger.




rapidly rub the inside of the sound port with your fingers.



flutter gliss - rub the strings at the indicated range with both palms, while glissing towards the new indicated range.



rapidly rub the strings at the indicated range with your palm.



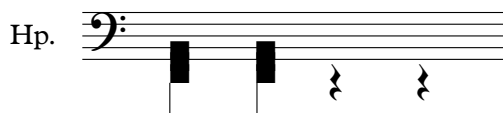
scrape the indicated string with your finger nail, in a fast and decisive motion.

slow —————> fast

while the beat stay's steady, gradually accelerate your physical motion.

fast —————> slow

while the beat stay's steady, gradually decelerate your physical motion.



hit the strings with your palm at the indicated range



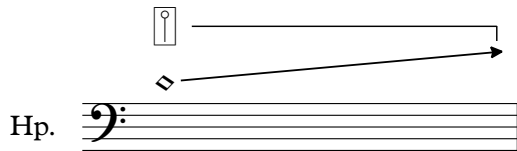
hit and block the strings with your palm at the indicated range.



play E1. the note in brackets is the resounding pitch.



thunder glissando - very fast and strong glissando at the indicated range. the force implied should be great enough to make a metallic rattling sound.




rub super boll stick along the sound board.



scrape the indicated string with a hard plectrum.



muted glissando - gliss with one hand while muting with the other.



pinch while puling on the magnetic tape

Zeh'er

Hebrew for remnant, trace, vestige, in memory of.

Eliav Kohl

eliavkol@gmail.com

+972 54 7444428

♩=60

super ball stick
on string

p *ff*

Hp. $\frac{5}{4}$ $\frac{4}{4}$

fff *mf* *mp* *p* *pp*

8^{vb} 3

stick buzz
(use the stick of the super ball)

pp *mp* *pp*

Hp. $\frac{4}{4}$ $\frac{5}{4}$ $\frac{7}{8}$

pp *mp* niente

rub
finger

pp
finger

finger +
sound port

Hp. $\frac{7}{8}$ $\frac{4}{4}$ $\frac{5}{8}$ $\frac{4}{4}$ $\frac{5}{8}$

pp *p* *n* *pp* *mp*

flutter gliss.

Hp. $\frac{5}{8}$ $\frac{2}{4}$ $\frac{5}{8}$ $\frac{5}{4}$ $\frac{3}{4}$

pppp *pp* *n*

palm

Hp. $\frac{3}{4}$ $\frac{4}{4}$ $\frac{5}{4}$ $\frac{5}{8}$ $\frac{4}{4}$

ppp *p* *n* *mp* *n* *pp* *n*

slow → fast → slow
flutter gliss.

Hp. *pppp* *pp* *n* *ppp* *p* *n*

Hp. *p* *mp* *pp* *p* *n*

pp *pppp*

Hp. *pp* *p* *n*

ff

ff *fff* *mp*

stick buzz

on sound board

Hp. *pp* *n* *pp* *p* *ppp* *mp* *n*

mf *p* *n* *pp* *n*

Hp. *pp*

p *mf* *pp* *p* *ppp*

rub palm → finger

Hp.

ff 3 3 3 mp pp mf

plectrum rub palm

8^{vb} f pp

Hp.

mf pp n n

slow flutter gliss.

Hp.

pppp ppp p n n

rub finger on string

8^{vb}

Hp.

p pp f p pp n

stick buzz

fff ff fff

(8)

Hp.

ff fff ff fff mp mf pp n

stick buzz

(8)

Hp.

p *pp* *f* *mf* *p* *fff*

Hp.

f *p* *f* *p* *mf* *fff*

Hp.

magnetic tape
alternate l.h
and r.h freely

n *ff* *sub.pp*

Hp.

fff *f*

Hp.

< p *fff* *pp*

Hp.

7/16 9/16 7/16 11/16

mp *fff* *ff* *fff* *ff* *fff* *ff*

Hp.

fff *ffff* *ff* *fff* *f* *f* *fff*

Hp.

12-15" magnetic tape

5/8

pppp *mp* *pp* *f*

Hp.

rub palm

n *n* *p* *n*

ppp on string

Hp.

slow → fast

slow → approx. 6-9"

p *n* *ppp* *n*