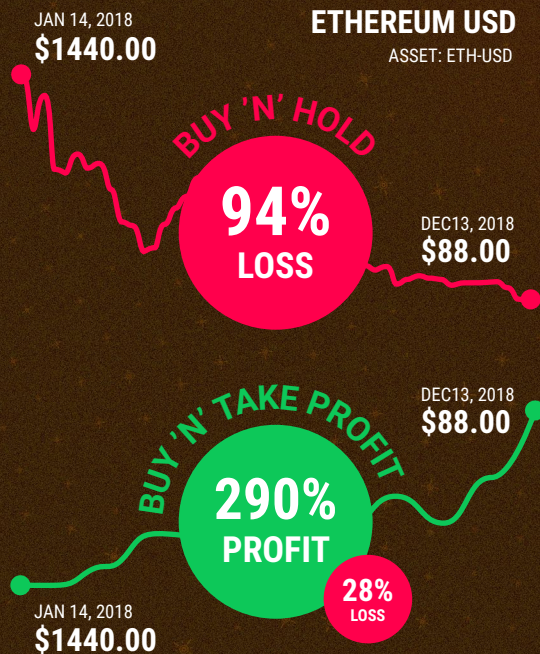


SHUTTLE



TWO TYPES OF STRATEGIE



**LONG AND
SHORT
POSITIONS**

**LONG
BREAKOUT
TRADING**



*ALPHA STRATEGIES ARE NOT AVAILABLE TO US RESIDENTS

INTRODUCTION

Cryptomarket's high volatility brings potential high returns but also extreme risks (we saw over 94% in Majors). In this case the standard buy-and-hold approach does not work.

Therefore we offer tactical investment strategies that are based on trend methodology. We aim to enter every LARGE (10%; 50%) trend at the beginning of it, and not to exit in the middle. We utilize AI-led smart filters to detect false breakouts and not to miss real trends. Accordingly, AI-driven systems look for intelligent price entry points, exits and stop losses.

ALPHA OR BETA

Currently there are two types of strategies Sigma AI users can choose from: ALPHA* or BETA.

ALPHA strategies will execute both long and short positions and they require a margin exchange account. ALPHA is characterised by a higher risk and higher potential reward.

BETA strategies represent long breakout trading only and do not require a margin exchange account as there is no short selling. BETA implements the safer and more consistent approach for those with a lower risk appetite.

ASSETS

ETH and BTC have a strong 0.69 correlation meaning that we still have space for diversification within this pair. For those who care only about accumulating more coins (versus more fiat), we offer ETH/BTC cross-pair trading that hedges into BTC without USD/USDT.

SHUTTLE

'20/'21

ETH Alpha

Capitalizes on ETH Long & Short trend movements

Total P&L 1 554.5%

Risk Reward 6.5%

ETH Beta

Capitalizes on ETH Long trend movements

Total P&L 438.0%

Risk Reward 22.2%

BTC Alpha

Capitalizes on BTC Long & Short trend movements

Total P&L 476.1%

Risk Reward 15.9%

BTC Beta

Capitalizes on BTC Long trend movements

Total P&L 176.2%

Risk Reward 30.1%

ETH&BTC Alpha

Capitalizes on BTC Long trend movements

Total P&L 206.6%

Risk Reward 12.0%

ETH&BTC Beta

Capitalizes when ETH is leading bullish pair

Total P&L 122.6%

Risk Reward 32.2%

Benefits of combine

Alpha, Beta and 3 currency pairs: you get the best of two worlds – reduced risks during choppy markets and profits during bearish trends.

Super portfolio

Total P&L 210.1%

Risk Reward 41.3%

ETH Alpha

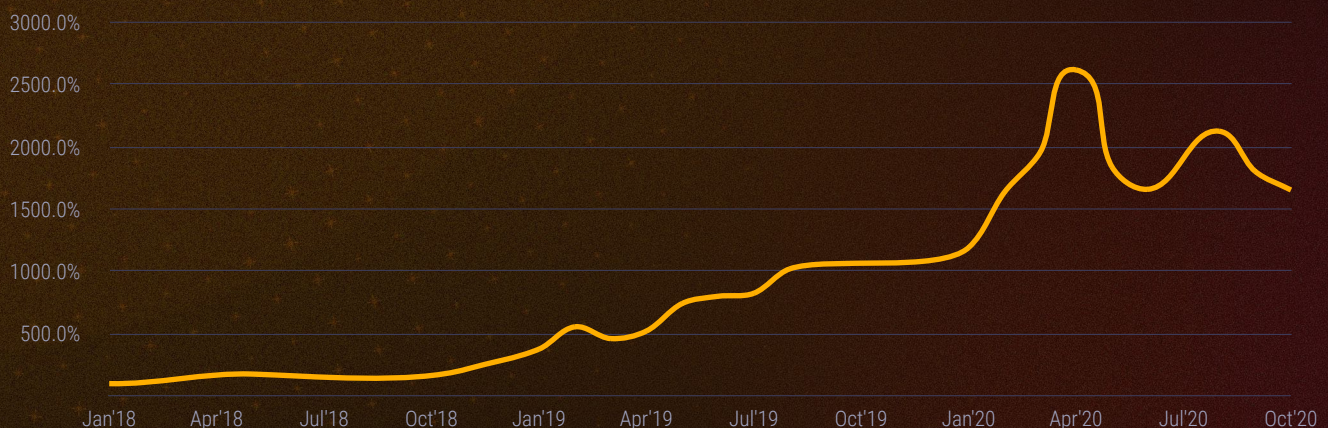


Strategy	ETH Alpha
Minimum Capital	1 000.00
Re' Investment	Compound
Trading Capital	90%
Exchange Type	Margin Accounts
Exchange	Binance
Transaction Costs	0.50%

Start Date	Jan 2018
Compound P&L	1 554.5%
Average Annual	565.3%
Peak ' To ' Valley	36.6%
Risk/Reward	6.5%
Worst Daily Loss	-16.0%
Win/Los Months	24/10

The core assumption of the Sigma AI ETH ALPHA strategy is continuous high volatility of ETH in the near future. The strategy will take both long and short positions based on possible explosive breakouts. ΣNDOTECH's AI systems look for intelligent price entry points, exits and stop losses. During ETH stagnation periods it uses USDT as a hedge.

	Jan	Feb	Mar	Apr	May	Jun	Jul	Aug	Sep	Oct	Nov	Dec	Annual
2018	-0,7%	-5,8%	50,9%	39,4%	-10,5%	0,9%	-21,0%	22,9%	8,4%	-16,9%	40,0%	46,6%	218,8%
2019	18,0%	47,7%	-17,0%	13,1%	42,4%	7,8%	3,0%	23,7%	0,5%	2,1%	5,6%	1,0%	250,3%
2020	6,8%	37,3%	19,7%	33,7%	-29,7%	-9,8%	13,3%	13,0%	-15,2%	-8,3%			48,2%
	Total												1554,5%



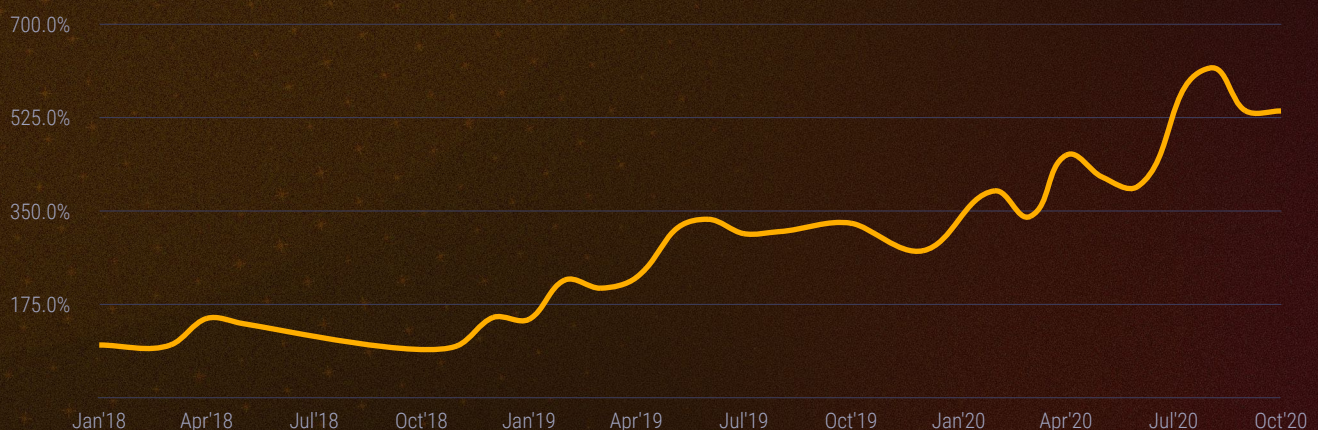
ETH Beta



Strategy	ETH BETA	Start Date	Jan 2018
Minimum Capital	1 000.00	Compound P&L	438.0%
Re ' Investment	Compound	Average Annual	159.3%
Trading Capital	90%	Peak ' To ' Valley	35.4%
Exchange Type	Any	Risk/Reward	22.2%
Exchange	Binance	Worst Daily Loss	-13.3%
Transaction Costs	0.50%	Win/Los Months	17/17

The core assumption of the Sigma AI BTC BETA strategy is continuous high volatility of BTC in the near future. The strategy will take only long positions based on possible explosive breakouts. ΣNDOTECH's AI systems look for intelligent price entry points, exits and stop losses. During bearish cycles of BTC it uses USDT as a hedge.

	Jan	Feb	Mar	Apr	May	Jun	Jul	Aug	Sep	Oct	Nov	Dec	Annual
2018	-0,7%	0,3%	0,0%	49,6%	-6,4%	-8,4%	-13,7%	-2,6%	-3,2%	-7,4%	1,7%	54,2%	51,0%
2019	-2,4%	49,9%	-6,9%	9,8%	37,1%	8,1%	-8,0%	1,3%	1,5%	3,4%	-10,1%	-6,2%	82,8%
2020	16,5%	20,7%	-12,3%	33,7%	-8,9%	-4,3%	27,8%	22,0%	-12,9%	-0,1%			94,9%
												Total	438,0%



BTC Alpha

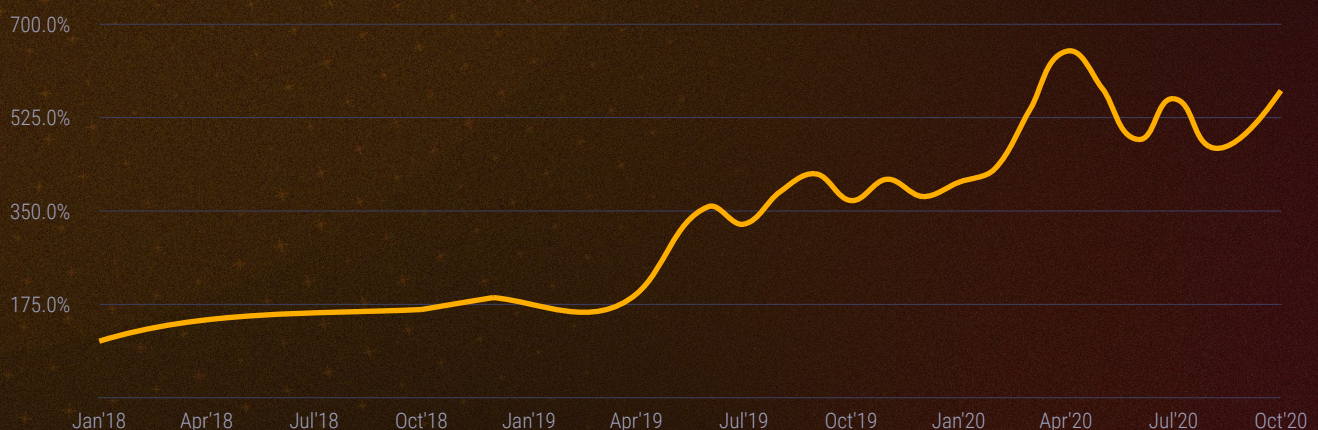


Strategy	BTC Alpha
Minimum Capital	1 000.00
Re ' Investment	Compound
Trading Capital	90%
Exchange Type	Margin Accounts
Exchange	Binance
Transaction Costs	0.20%

Start Date	Jan 2018
Compound P&L	476.1%
Average Annual	173.1%
Peak ' To ' Valley	27.5%
Risk/Reward	15.9%
Worst Daily Loss	-13.0%
Win/Los Months	24/10

The core assumption of the Sigma AI ETH ALPHA strategy is continuous high volatility of ETH in the near future. The strategy will take both long and short positions based on possible explosive breakouts. ΣNDOTECH's AI systems look for intelligent price entry points, exits and stop losses. During ETH stagnation periods it uses USDT as a hedge.

	Jan	Feb	Mar	Apr	May	Jun	Jul	Aug	Sep	Oct	Nov	Dec	Annual
2018	6,5%	19,2%	7,9%	5,8%	4,3%	-2,5%	9,2%	4,1%	2,0%	-3,0%	6,8%	6,2%	88,2%
2019	-12,2%	2,4%	-5,6%	22,1%	39,1%	32,2%	-9,1%	18,5%	8,9%	-12,0%	10,8%	-7,9%	100,6%
2020	7,1%	6,1%	26,3%	19,9%	-10,6%	-16,6%	15,7%	-16,0%	5,0%	16,4%			52,6%
											Total		476,1%

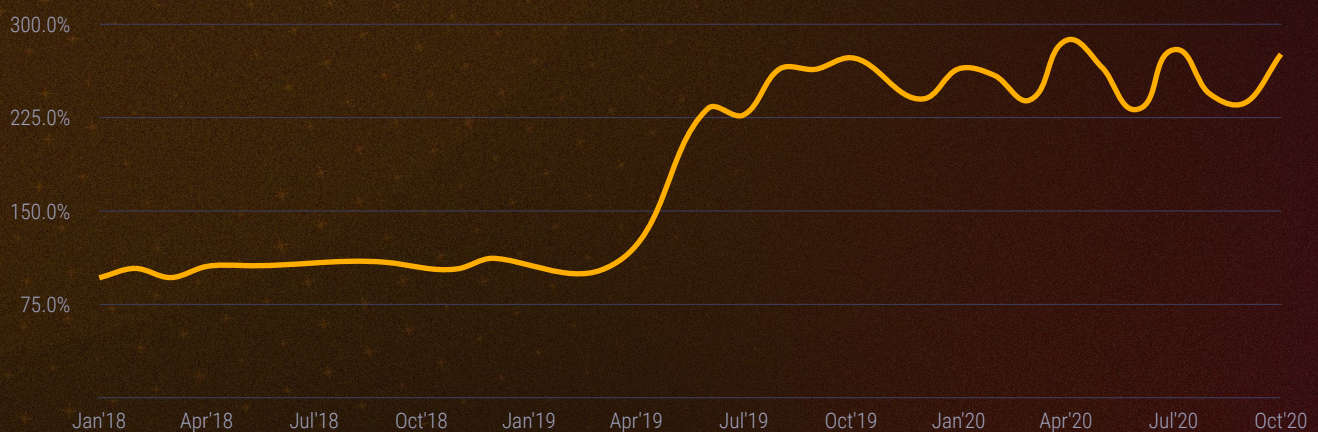


BTC Beta

Strategy **BTC BETA**Minimum Capital **1 000.00**Re ' Investment **Compound**Trading Capital **90%**Exchange Type **Any**Exchange **Binance**Transaction Costs **0.20%**Start Date **Jan 2018**Compound P&L **176.2%**Average Annual **64.1%**Peak ' To ' Valley **19.3%**Risk/Reward **30.1%**Worst Daily Loss **-13.0%**Win/Los Months **15/19**

The core assumption of the Sigma AI BTC BETA strategy is continuous high volatility of BTC in the near future. The strategy will take only long positions based on possible explosive breakouts. ΣNDOTECH's AI systems look for intelligent price entry points, exits and stop losses. During bearish cycles of BTC it uses USDT as a hedge.

	Jan	Feb	Mar	Apr	May	Jun	Jul	Aug	Sep	Oct	Nov	Dec	Annual
2018	-3,5%	7,8%	-7,1%	9,4%	0,6%	-2,4%	7,1%	-1,5%	-0,5%	-3,9%	-1,0%	8,2%	12,2%
2019	-9,3%	2,8%	-1,8%	22,1%	39,1%	33,4%	-2,2%	16,2%	-0,1%	3,5%	-5,1%	-7,3%	114,1%
2020	10,1%	-2,0%	-7,5%	19,9%	-7,5%	-12,7%	20,6%	-12,6%	-3,0%	16,5%			15,0%
	Total												176,2%



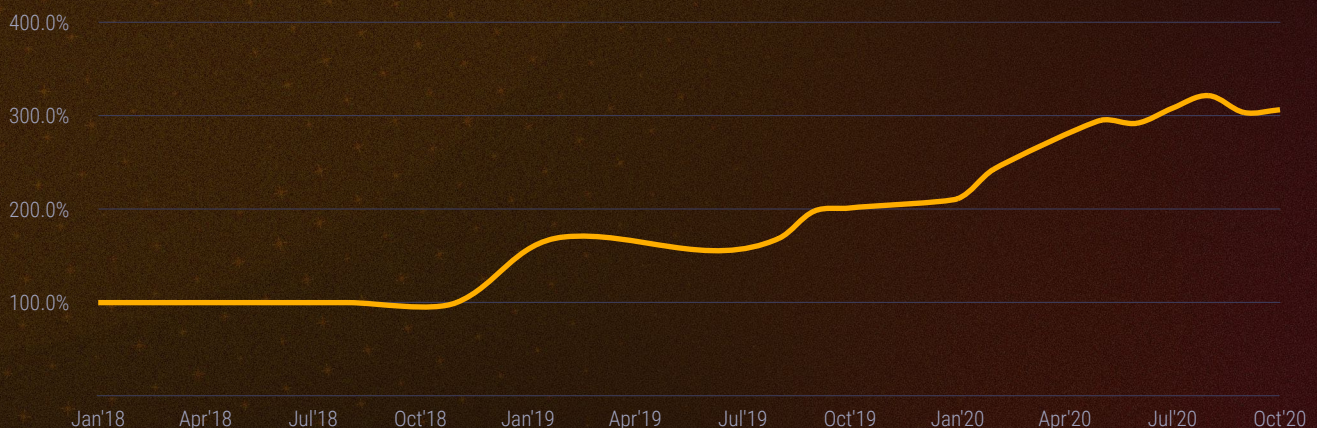
ETHBTC Alpha



Strategy	ETHBTC Alpha	Start Date	Jan 2018
Minimum Capital	1 000.00	Compound P&L	206.6%
Re ' Investment	Fixed Capital	Average Annual	75.1%
Trading Capital	90%	Peak ' To ' Valley	9.0%
Exchange Type	Any	Risk/Reward	12.0%
Exchange	Binance	Worst Daily Loss	-10.4%
Transaction Costs	0.20%	Win/Los Months	28/6

The core assumption of the Sigma AI ETH ALPHA strategy is continuous high volatility of ETH in the near future. The strategy will take both long and short positions based on possible explosive breakouts. ΣNDOTECH's AI systems look for intelligent price entry points, exits and stop losses. During ETH stagnation periods it uses USDT as a hedge.

	Jan	Feb	Mar	Apr	May	Jun	Jul	Aug	Sep	Oct	Nov	Dec	Annual
2018	0,0%	0,0%	0,0%	0,0%	0,0%	0,0%	0,0%	0,0%	0,0%	0,0%	0,0%	30,6%	30,6%
2019	21,5%	7,3%	-2,3%	-0,6%	-6,3%	0,9%	4,8%	3,0%	17,4%	1,7%	3,3%	2,3%	62,9%
2020	-0,7%	14,9%	5,9%	6,8%	7,6%	-1,1%	5,6%	4,3%	-5,6%	1,0%			44,1%
												Total	206,6%



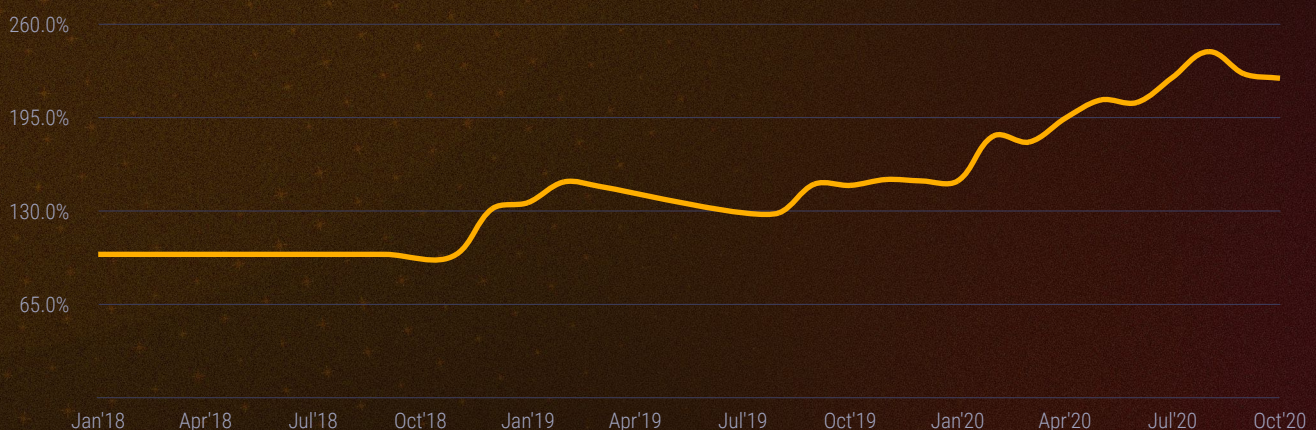
ETHBTC Beta



Strategy	ETHBTC BETA	Start Date	Jan 2018
Minimum Capital	1 000.00	Compound P&L	122.6%
Re ' Investment	Fixed Capital	Average Annual	44.6%
Trading Capital	90%	Peak ' To ' Valley	14.4%
Exchange Type	Any	Risk/Reward	32.2%
Exchange	Binance	Worst Daily Loss	-10.4%
Transaction Costs	0.20%	Win/Los Months	22/11

The core assumption of the Sigma AI BTC BETA strategy is continuous high volatility of BTC in the near future. The strategy will take only long positions based on possible explosive breakouts. ΣNDOTECH's AI systems look for intelligent price entry points, exits and stop losses. During bearish cycles of BTC it uses USDT as a hedge.

	Jan	Feb	Mar	Apr	May	Jun	Jul	Aug	Sep	Oct	Nov	Dec	Annual
2018	0,0%	0,0%	0,0%	0,0%	0,0%	0,0%	0,0%	0,0%	0,0%	0,0%	0,0%	31,7%	31,7%
2019	3,2%	10,6%	-2,1%	-3,3%	-2,4%	-4,4%	-1,0%	-2,1%	15,6%	-0,6%	2,8%	-0,6%	14,8%
2020	0,0%	20,7%	-2,3%	9,3%	6,6%	-0,9%	8,5%	8,0%	-6,4%	-1,3%			47,3%
												Total	122,6%



Super portfolio

S HIGHEST
ANNUAL
COMPOUNDED
PROFITS

Strategy **All Strategies**

Minimum Capital **6 000.00**

Re' Investment **Fixed Capital**

Trading Capital **90%**

Exchange Type **Any**

Exchange **Binance**

Transaction Costs **0.20%**

Start Date **Jan 2018**

Compound P&L **210.1%**

Average Annual **76.4%**

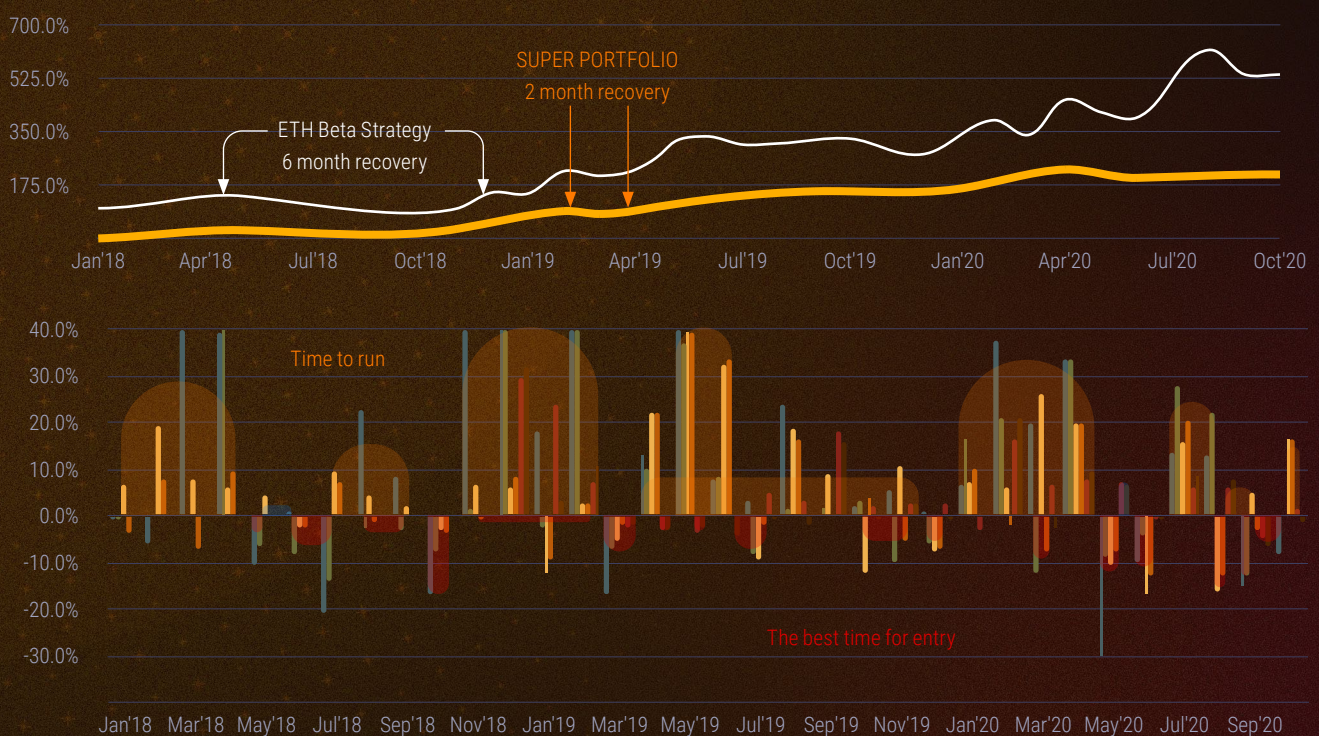
Peak ' To ' Valley **31.5%**

Risk/Reward **41.3%**

Worst Daily Loss **-12.4%**

Win/Los Months **22/12**

The core assumption of Sigma AI is that we will experience high-volatility of major crypto pairs in the near future. By connecting to all six strategies you activate the Sigma AI Super Strategy. The combination of multi-balances running multi-strategies mean your accounts will take both long and short positions based on possible explosive breakouts. By diversifying into these strategies, and launching each month to connect further balances, you lower the market risk, you gain the best mean average results and the highest annual compounded profits.





Sigma AI is a fully automated and market proven AI crypto trading software, powered by financial technology specialists, ΣNDOTECH. Customers of Sigma AI get exclusive access to Institutional high performance trading strategies. These strategies are delivered to your account in real time, hunting for opportunities so you don't have to.



Sigma AI leverages a market-proven AI' driven system that is able to filter the noise of the market activity and deliver maximum efficiency. Trades are mirrored to all connected accounts via secure API Key connection, keeping your account information safe and protected and only you left in control of your trading funds. Clients only maintain sole custody over their investment funds and key account permissions.



Investment goals and Risk/Reward profile are defined for a tailored trading experience. Bots automatically allocate, open and then close positions on your behalf. View all transparent historical and live performance with access from any device: smartphone, tablet or PC.