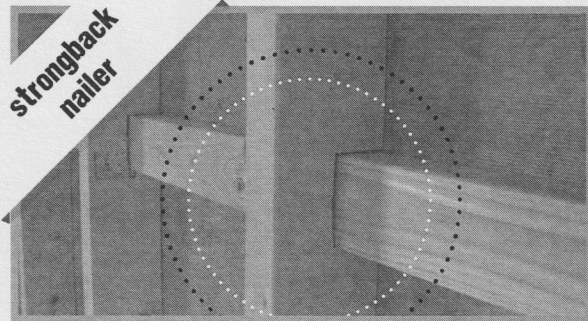


# Alpine Structures 2025 Price Sheet

the  
*Alpine*  
difference



A STRONGER, STRAIGHTER WALL  
INCREASED NAILING SURFACE  
STANDARD ON ALL HIGH SIDEWALLS

*Alpine*  
WOODSMAN




SIZES	FLOOR MODELS		SIDING	
PAGE 13.	DELUXE	SUPREME	LAP SIDING	
8x8	6563	6659	549	
8x12	7179	7323	649	
10x10	7309	7459	699	
10x12	7857	8037	749	
10x14	8389	8599	799	
10x16	9045	9285	849	

Prebuilt or Built Onsite

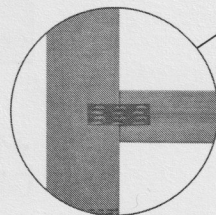
12x12	9199	9415	799	
12x14	9947	10,199	849	
12x16	10,565	10,853	899	
14x16	11,899	12,235	1049	
14x20	12,572	12,992	1149	
14x24	13,592	14,096	1249	
16x20	14,531	15,011	1199	
16x24	15,873	16,449	1299	
16x28	17,151	17,823	1399	

Built Onsite


## triple-layer door system



Spring-loaded barrel bolts.  
Included on top & bottom of door.



Metal truss plates for superior strength.



### Layer #1

Our 2x3" door frame is built with premium grade lumber and fastened with a metal truss plate for superior strength.


### Layer #2

LP Smartside Siding that resists warping and cracking, and defies termite damage.

### Layer #3

LP Smartside Trim that is ready to face the outdoors.

*Alpine*  
CABANA



SIZES	FLOOR MODELS		SIDING	
PAGE 9.	DELUXE	SUPREME	LAP SIDING	VINYL
8x12	5222	5366	719	2069
10x12	5895	6075	829	2289
10x14	6499	6709	889	2349
10x16	7116	7356	949	2419
10x20	8130	8430	1059	2489

Prebuilt or Built Onsite

12x16	8089	8377	999	2519
12x20	9437	9797	1169	2719
12x24	10,455	10,797	1279	2869

Onsite