

# DOCK FISHING GUIDE: LB HARBOR HACK (BEGINNER'S GUIDE FOR TEENS)

MASTER THE DROP! Fishing the Long Beach Harbor docks is all about finding where the fish hide and tricking. This guide shows you exactly how I do it using the 'Neck Breaker' rig.



## WHERE I FISH IN LB HARBOR

(Look for Pylon Shade  
& Moving Water  
Corner!)


## GEAR I BRING

- ✓ **Spinning Reel:** (general use 2500)
- ✓ **Line Test:** 10B Braid + 10B Fluorocarbon leader
- ✓ **Lures:** different type of jigs and plastics
- ☐ **Hooks and weights:**  
Size 2; split shots
- ✓ **Tools:** Pliers & Line Clippers


## STEP-BY-STEP RIGGING GUIDE



(a)

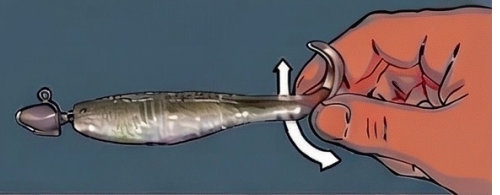


(b)



(c)

Present bait vertically near dock structures. Use a small split-shot weight above the bait to control the rate of 'the drop'.



## ADDITIONAL METHOD: THE MUSSEL BAIT


(a)



1. Cut a small strip of mussel (the black tough edge)

2. Thread it onto a size 2 hook

(b)



3. Fish it on a split-shot or drop-shot rig

SHARE & LEARN: #LBHarborAnglers