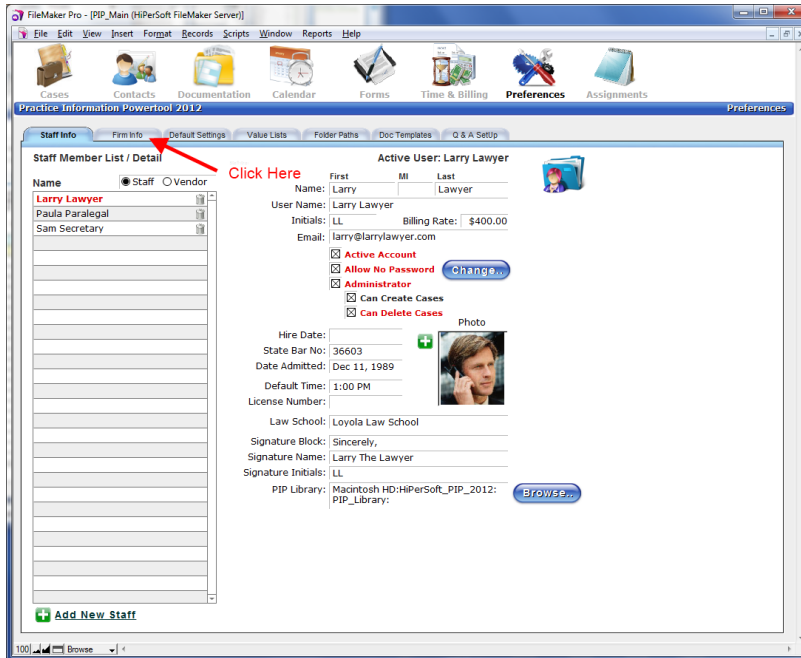


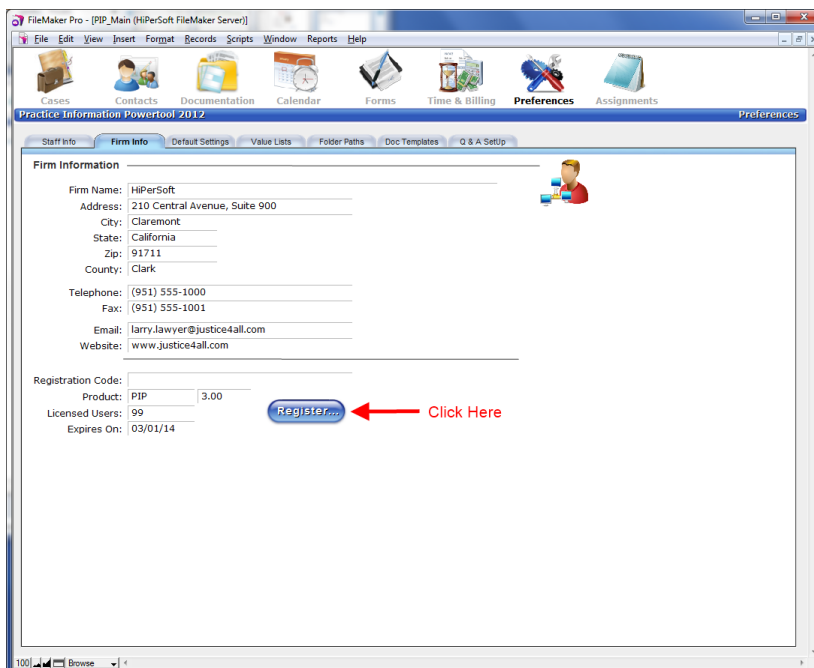


Registering PIP

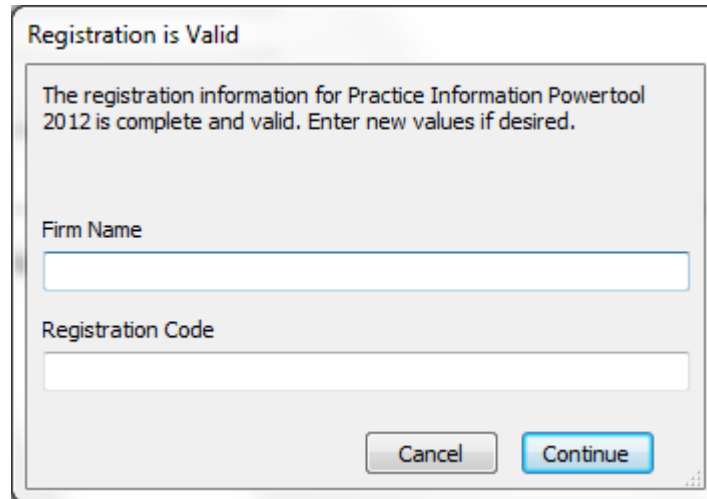
Once on the preferences screen select Firm Info.



In the Firm Info tab click the Register... button.



Find the registration key provided by HiPerSoft in your follow up purchase email and enter the Firm Name and Registration Code exactly as given.



The registration information for Practice Information Powertool 2012 is complete and valid. Enter new values if desired.

Firm Name

Registration Code

Cancel Continue

A dialog box titled "Registration is Valid" with a light gray background. It contains a message box with the text "The registration information for Practice Information Powertool 2012 is complete and valid. Enter new values if desired." Below the message are two text input fields: "Firm Name" and "Registration Code". At the bottom right, there are two buttons: "Cancel" and "Continue".

Setting .rtf to default word processor

PIP writes out a number of files in Rich Text Format or .rtf. The default word processor for .rtf files on MacOS is TextEdit and Windows is Notepad. To view these files with a different word processor please see the following links.

MacOS: <http://osxdaily.com/2009/10/25/change-file-associations-in-mac-os-x/>

Windows: <http://support.microsoft.com/kb/307859>