

ST VRAIN PHOTOGRAPHIC SOCIETY NEWSLETTER

November, 2020





NEXT MEETING:
November's member meeting will be held online. Look for more information in the President's Message .

NO in-person meeting for October at the First United Congregational Church of Christ ♦ 1500 9th Ave, Longmont, CO 80501 (the corner of 9th and Francis -enter from the Northwest door) ♦ Fireside Room.

TIME: 6:30 p.m.

INSIDE THIS ISSUE:

President's Message	2
2020 Program Schedule	3
PSA - Upcoming Competitions	4
Urban Wildlife Photo Club	5
Tips & Techniques: What is Soft Focus?	6
Nominating Committee - Volunteers Needed	7
Railroad Field Trip Summary	8 & 9
Photo Submission Rules	12

WELCOME!

members, *new* members, guests



President's Message

Well, 2020 is almost over. It's about time!! This past year has been like none other in memory. Because of coronavirus, we have not been able to meet in person and have had to meet remotely. We have still gotten together via Zoom to share our monthly photos and we have had a few field trips. Our Annual Competition was a big success, with over 100 images submitted, and ribbons provided to the first through third places, while using PSA to judge and provide critiques. I have missed seeing others in the club, and also miss listening to our speakers. We are now working to add speakers to our Zoom meetings, and I am hopeful that we can meet again in person in this coming year.

An important need for SVPS now is volunteers to run the club. The officers of President, Vice President, Secretary and Treasurer keep the club running. So, what do they do? Their primary duties include organizing and running monthly meetings, with speakers and other programs, and defining monthly photo topics. The Treasurer collects dues and disburses payments as needed, for meeting location, equipment, Zoom fees, awards, and anything else as needed. The membership list is kept current. A newsletter is provided monthly to communicate what is going on in the club, with inputs from the President and the Program Committee, and others. Club announcements, meeting plans, activities (e.g., field trips, Annual Competition, Boulder County Fair) are covered in the newsletter and emailed to our members. There are several committees and individuals that support the officers.

When you volunteer, you show your appreciation to the club, and give back. You provide value for others and allow the club to go forward. Your actions also define the direction of SVPS and you will influence changes in SVPS. This is not the same club I joined in 2010, and it has improved and expanded due to forward thinking members that have served all of us.

Greg Holden has been nominated to be President in the coming year, and Darcy will continue as an officer. We salute them and need others to stand up and help out.

Our November meeting will feature Bob Dean who will speak on Bird Photography. The meeting will start at 6:30 p.m. on November 2. Officer elections will be held at our December meeting.

Cliff DeJong
SVPS President

HELPFUL LINKS AND
INFORMATION

Email:

stvrainphoto@gmail.com

Club Website:

www.go-svps.com

Affiliations:



2020 SVPS Board

President:

Cliff DeJong

cliffdejong@gmail.com

Vice-President:

Greg Holden

gholden@imagesunderfoot.com

Secretary:

Darcy Johnson

johnsonda111@gmail.com

Treasurer:

Jack Cornils

jcc55@frii.com

**DEADLINE for the December
NEWSLETTER** - November 16

Email photos and news items to:

Darcy Johnson

johnsonda111@gmail.com

◆ Cover Photo ◆
Glacier NP
Greg Holden

**2020 Upcoming
PROGRAM SCHEDULE
and PHOTO TOPICS**

*(Due to COVID-19, monthly programs are subject to change.
This section is updated monthly.)*

November 2nd at 6:30 p.m. on Zoom

Bob Dean - Bird Photography Presentation

Special - Clouds

Challenge - Soft Focus

December 7th

Elections and Holiday Party

Special - Frozen

Challenge - Panorama



Sand Dunes River ◆ Jack Cornils

Bird Photography

November's online presentation by Bob Dean

Birds are one of the most abundant yet challenging photographic subjects. Some of the issues you may come across in photographing birds run from exposure to composition to how to approach them. This presentation will provide you with some of the tools and strategies to bring home great images.

Bob Dean - Bio highlights include: Current President of the Colorado Urban Wildlife Photo Club. He was an assistant editor/featured writer/photographer for First Light Monthly Newsletter for Nature Photographers and has taught and lectured at many Colorado venues; written four e-books and published images and articles for magazines and newsletters. His focus is nature, wildlife and travel photography.

PSA Pictorial Print Division Club Competition

For 2020 & 2021, the club indicated an interest in joining the PSA Interclub Printed Photos Competitions. PSA is back up and running the competitions this year. There are 3 rounds and we can submit up to a total of 20 photos in the following categories (4 photos per) Large Color (up to 16x20), Small Color (no larger than 8.5x12), Large Monochrome, Small Monochrome and Creative Altered Reality (any size). Only 4 photos per category from 4 different photographers, but a single photographer can have photos in more than one category per round.

This means that we need about 60 photos for the year. I have compiled several from last year before the competition was cancelled because of COVID, however, I will need more submissions for the other rounds this year. I'll handle all the printing, mailing and organizational aspects but need to have the full size files to get a good print quality so I can't use the ones in you've stored up in Visual Pursuits. And since we've all taken more photos this year, there should be some stunning entries.

If you'd like to participate, I'd like to get about 5-6 photos in a range of color, monochrome (not necessarily B&W) and creative (obviously altered) photos to use in the submission process. This allows for a good mix of photos for each of the rounds. But if you don't have any creative ones, feel free to submit more in the other areas.

There is a PSA form that needs to be signed (If you did one for last year, no need to resubmit as they're good for 3 years now), but I'll need that for anyone else, but I don't need them until the last round in April 2021 as long as I have the photo files. I'll send you the form (pdf) that you can print, sign, and photo-email back to me when you send the files.

I prefer if you send .jpgs in the largest MB size possible, however if you want to print your own, please note the size restrictions above and I'll have to coordinate with you on the pickup/delivery of those.

Comments, concerns, questions or files to elaine@GoKiriDesigns.com.

Elaine Hoffman
SVPS PSA Representative

PSA Interclub Projected Images Division (PID) Competitions 2020 / 2021 Season

Deadline is Sunday, November 1 for submitting PID photographs to Visual Pursuits. The club will vote on the six entries that will represent SVPS in this competition at the November member's meeting. If you have questions regarding participating in the competition, please contact Reed James at RAJames101@sbcglobal.net



Cotopaxi Fox at 14,000 Feet
Patricia Jarvis

Visual Pursuits

SVPS uses Visual Pursuits to enter photographs for PSA and monthly club shows/competitions. If you need any assistance in setting up your Visual Pursuits account, contact Elaine Hoffman at elaine@gokiridesigns.com.

The Urban Wildlife Photo Club has created a website “focused” on urban wildlife. For those of you who aren’t familiar with the club, we started in 1988 with the goal of providing images for a book sponsored by the Urban Wildlife Partnership. Details about this project are on our regular club website (history link and regular club links below).

The UWPC created the Urban Wildlife website to focus on environmental matters that affect all forms of wildlife co-existing with humans in urban settings. This site offers image galleries, blog posts, and longer-form articles about the impact of humans on urban wildlife, the impact of urban wildlife on mankind, broader topics such as climate change and habitat loss, and efforts to mitigate habitat loss. Individuals and organizations may (and are encouraged to) submit images (with notes about species, location, etc.), blog posts, or articles. This site has been active for a while now and the flow of submissions is starting to slow a bit.

In today’s pandemic environment this provides photographers and budding writers a forum for their work with no strings attached. Please take a look at the website and consider submitting images, articles, or blog posts. It’s easy and fun and gives you a chance to share your work with the world!

Please get back to me with any questions.

Regular Urban Wildlife Photo Club website: <http://www.couwpc.com/>
Urban Wildlife Photo Club history: <http://www.couwpc.com/about.html>

Our new Urban Wildlife website: <http://oururbanwildlife.org/>


Best regards,

Bob Dean

President
Colorado Urban Wildlife Photo Club



Giddy Up ♦ Todd Towell




Navaho Man ♦ Nancy Loving

Tip & Techniques - What is Soft Focus?

by Greg Holden

Soft focus is a technique used to create a glow about an image. It is the intentional act of defocusing your image and not simply creating a blurry, mis-focused image. It can be created several ways: 1) intentionally defocus your subject, 2) use a soft filter, or 3) in post-processing. Defocusing your subject is the easiest approach and can be done with any lens/camera combination. You set your camera to



manual focus and then intentionally focus just shy of sharpness. It can be tricky to achieve the correct effect where the photo looks intentionally out of focus, creating a nice blur/glow look, but not going too far so that it looks mistakenly misfocused. This is how I achieved the look of the truck grill photo, which was shot at f/8. Using a wide-open aperture can help accentuate this affect, which is what I did for the green tulip leaf photo, which was shot at f/2.8. Another way to achieve the out-of-focus effect is by getting closer to your subject than you lens' closest focusing distance. For the photo of the pink tulips, I positioned myself about three feet away from the flowers with my 70-200 mm lens which has a minimum focusing distance of 4.5 feet, thus not allowing me to obtain sharp focus. I started further back from the flowers, used a shallow depth of

field of f/2.8, locked focus and then moved closer until the sharp parts of the front flowers became out of focus to my desired amount.

Some of the lenses made by [Lensbaby](#) create what they call a "velvet" effect which is similar to the soft focus, but the lens allows you to control the amount of softness that is applied to the image. Some may find this easier to work with than the defocus technique but requires the purchase of a special lens.

The second way to achieve a soft focus look is by the front of your lens the gently blurs the image. Pro [Tony Sweet](#) had several [signature filters](#) made for him instructional videos show how he composes an image attaches the filter before pressing the shutter. His Spanish Moss-laden trees at Southern plantations were made using his signature filter.



attaching a filter to
photographer
by Singh-Ray. His
in focus, but then
ethereal images of

If you are looking to control the amount of soft focus in your image, the final method is to mimic the look in post-processing. In Adobe Lightroom you can reduce the Clarity and use blur filters in Photoshop. I often use the Glamour Glow filter in the Color Efex Pro plug-in by DxO.

Regardless of which method or tool you try this is something that requires some trial an error to get a pleasing look that appears intentional instead of a mistake.

◆ Volunteers Needed – What will you do for SVPS? ◆

Nominating Committee

In order for us to continue as a club, members are needed to step up and contribute to the running of the club. We will elect new officers in December, and that means we need to form a Nominating Committee. The committee's responsibility is short-lived but extremely important - to identify members willing to serve as President, Vice President, Secretary and Treasurer.

Please volunteer to help by serving on the Nominating Committee. Contact any officer for more information and to volunteer.

Cliff DeJong, SVPS President

SVPS Deadlines & Key Events

Sunday, November 1 - PSA Projected Images Division Competition and Monthly photos due in Visual Pursuits

Monday, November 2 - Online Member's Meeting

Monday, November 16 - December Newsletter Deadline

Sunday, December 6 - Monthly photos due

Monday, December 7 - Online Member's Meeting



Perky Parrot ◆ Barb Roper



View from the Rear ◆ Jim Bell


Tell Us Your Good News?

Help inspire fellow members by letting us know if you sold an image, are showing your photography somewhere, got accepted into and/or have been awarded top honors in a juried exhibition. Email any photographic celebrations and/or announcements to johnsonda111@gmail.com. Deadline is November 16 for the next newsletter.


Railroad Field Trip Summary

By Greg Holden

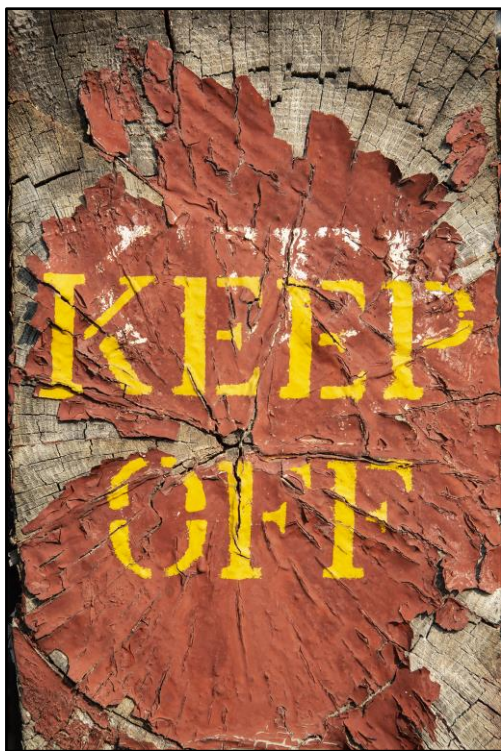
Last month, eight of our members met at the Colorado Railroad Museum in Golden to photograph the many trains on display. Half the members had not been to the museum in years and the other half had never been, so it was a good opportunity for all to explore and look for macro or close up scenes of train details. The train yard is large enough that we could easily physically distance ourselves from each other as well as the other public that was there that day. Although the light was shining bright by the opening time of 9 am, we looked for parts of the trains that were in shadow but still catching enough reflected light to keep our exposures reasonable. As you can see from the variety of photos we discovered interesting subjects, from handles and latches, to round wheels and gears and even faded signs. Lots to explore and definitely worth a return trip in the future.



Railroad ♦ Chuck Lucas



Untitled ♦ Claudia Courtney



Keep Out ♦ Jack Cornils



Connections ♦ Greg Holden


Railroad Field Trip Photographs Continued –




Snow Removal ♦ Cliff DeJong



Untitled ♦ Jack Cornils



Untitled ♦ Claudia Courtney



Drive Wheels ♦ Jim Bell



Drive Shaft & Wheel ♦ Reed James

SVPS Meetings/Events

The **November meeting will be held online**. Please join us. Look for more information on what will be happening at the November meeting in the President’s Message on page 2, in the Program Schedule and Photo Topics on page 3, and in an email on how to connect to Zoom distributed before the meeting. There will be **NO in person meeting** held at the First United Congregational Church of Christ in November.



The health and safety of SVPS members is of primary importance to the SVPS Board. Should the Board need to cancel meetings and/or events due to the current COVID-19 pandemic, an email to all members will be distributed at least one week in advance. The newsletter, Facebook and Meet-up sites will also be updated as appropriate.



Not Full Yet ♦ Cliff DeJong




Outstretched ♦ Greg Holden



Cape Disappointment Lighthouse
Vicki Braunagel



Young Pelican Landing ♦ Leslie Larson



St. Lucia Port ♦ Darcy Johnson



Sunset at Siesta Key ♦ John Roper



Peruvian Lilies ♦ James Reed



Alone ♦ Karmen Guentchev



Winter to Spring ♦ Catherine Cook



Abstract Cranes in Blue ♦ Mary Stuber

Maui Cairn ♦ Elaine Hoffman



Photo Submission Rules

No more than a total of **four** digital images may be entered in the following categories:

- Special Topic of the Month (0-1 image)
- Challenge Topic (0-1 image)
- Open category (0-2 images)
- Creative (0-1 image)

New members are encouraged to enter photographs.

Digital image files should be no larger than 2048 pixels in the greater dimension and should be submitted as a .JPG and **submit through your own Visual Pursuits account by Sunday prior to the meeting at 5 pm. NO late entries.**

No digital entries will be accepted at the club meeting.

Please submit photos each month only after receipt of the newsletter in case there are changes to the category definitions or where to send photos.

File Type: Submit .JPG files only

- Photo title (blank spaces are allowed)
- Photographer's name (blank spaces are allowed)
- Category CODE: (SPEC for Special, CHAL for Challenge, OPEN for Open, and CREA for Creative)

General example: [Title]-[Photographer]-[Category].jpg

Specific example: Bridal Veil Falls-Ansel Adams-OPEN.jpg