Welcome to RescueDogLodge
Thank you so much for staying with us!

In order to make your stay the best possible here is some information about the Studio

Property manager contact between the operating hours 8AM - 5PM
Utilize AirBnB App Messaging - Preferred
Alternate Text: (406) 285-1889

Keys: The keys will be in the entrance door lock and ***please leave them in the door lock upon departure***. The keys have an Airtag if you happen to misplace them.



Parking: Parking for the Studio is to the right side of the driveway and garage entrance. It is a parking spot marked by a *"Private Property Do Not Park"* sign and shown below.



AirBnB parking spot shown below with a vehicle parked on it. **Please do not block the Garage Door.**



Snow melt mats (Heattrak): All of the walking areas including the stairs, landings and patio walkway have snow melt mats for your convenience and safety.

Staircase: If you are bringing your fur-baby they may not be familiar or comfortable with grated steps. Short of carrying them, which is what my husband does, there is a dedicated **alternate groomed pathway** next to the staircase and marked by orange snow rods and shown below.



The alternate groomed walkway is groomed after each snow fall and the **available sled** is both for sledding and for use of an optional luggage tow dolly.



A view of the groomed walkway entrance onto the studio patio as well as a **dog stand** for your convenience.



The patio landing and walkway has snow melt mats for your convenience as well as a bench; should you decide to sit out and enjoy the quiet outdoors.



Heating: There are two heating options available.

1. The Split AC/Heating unit can be controlled by the **remote control located on the wall over the high top table**. The Split AC unit will provide you with cooling for those few days a year Big Sky needs it.
2. There are also individual space heaters in the main space and bathroom. Feel welcome to set them as needed upon arrival or send us a text message in advance to set the room temperature to your liking.

Important: If you desire to turn the bright temperature lights off on the Split Unit unit just press the LED Button as shown below:

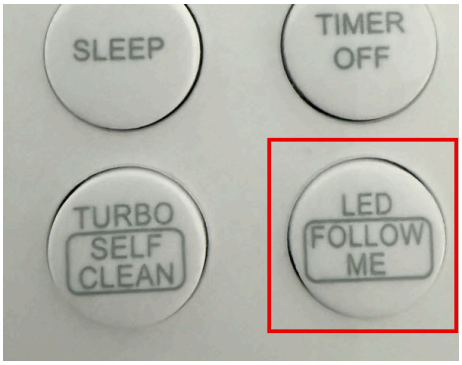

TV: The Samsung remote is on one of the bedside night tables. Amazon Prime is logged into for you to watch movies or TV series of your liking. Also, if you log into a different Streaming service please log out before departure. If you forget, which is normally us, please text or call us and we will log you out.

Blinds: Feel welcome to adjust as needed. The window blind has a cord to adjust as needed. The door blind pulls up or down manually and has a latch at the bottom to secure it.

Snowblowing: Snow removal occurs during snow accumulation. There is a snow scraper hanging on the front garage wall and a shovel located at the AirBnB entrance. Feel free to use them as needed.

TV: The Samsung remote is on one of the bedside tables. Amazon Prime is logged in for you. If you log into another streaming service, please log out before leaving. If you forget, contact us and we'll log you out.

Blinds: Adjust as needed. The window blind has a cord for adjustment. The door blind can be pulled up or down manually and secured with a latch at the bottom.

Hot tub: New Bullfrog hot tub is private and free to use 24/7. Towels are located on top of the closet and robes are in the closet. Additional towels are available upon your request. There are towel hooks on the Gazebo posts and please latch the cover closed to avoid it blowing open; which is common on windy days if not latched.





Storing Skis and Boards: Use the ski racks at the staircase entrance or outside the suite. Do not bring gear inside the suite; you may also store it on stair landings, in the gazebo area, or any other outdoor spot.



Blinds: Adjust as needed. The window blind has a cord for adjustment. The door blind can be pulled up or down manually and secured with a latch at the bottom.

Snowplowing: Snow removal takes place during snowfall. A snow scraper is available on the front garage wall, and a shovel is located at the Airbnb entrance. These tools can be used when necessary.

Power Outages: We have a generator for power outages however, the Mountain has experienced power outages and surges causing circuit breaker trips. We can reset them for you or provide a pin code for self-access to avoid vacation interruptions.

Path to Thunderwolf Lift: Exit the suite then ski or board past the shed on the left. Follow the trail; you can't get lost.



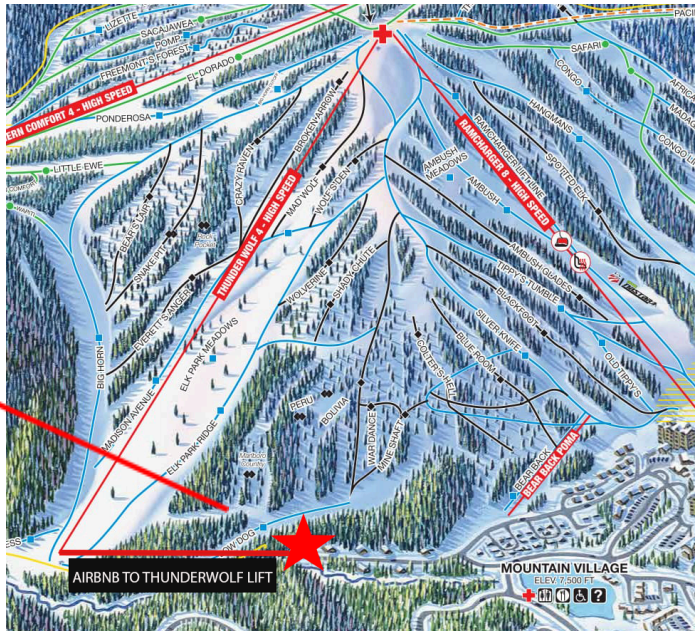

Skiing Back Using Low Dog Road:

There are two routes back to the Suite. The easiest route is to come down the Poma Lift and ski or walk downhill on Low Dog Road.



Skiing Back for More Advanced Skiers/Boarders:

If you are comfortable and skilled to take a Black Trail through trees, then this is the direct route back to the property. Use **45°17'00.3"N 111°23'13.6"W for GPS routing**

- Enter the **Blue Room** Gate of of the Silver Knife run (Note it closes at 3pm)



- Stay to the right and look for **Colters Hell** towards **Mine Shaft**





- Upon encountering the **Mine Shaft** Trail sign, proceed beneath it and locate a road which can lead either left, back towards the resort, or right, towards the property.



- If you see the below sign, stay to the right to avoid heading back to the resort.

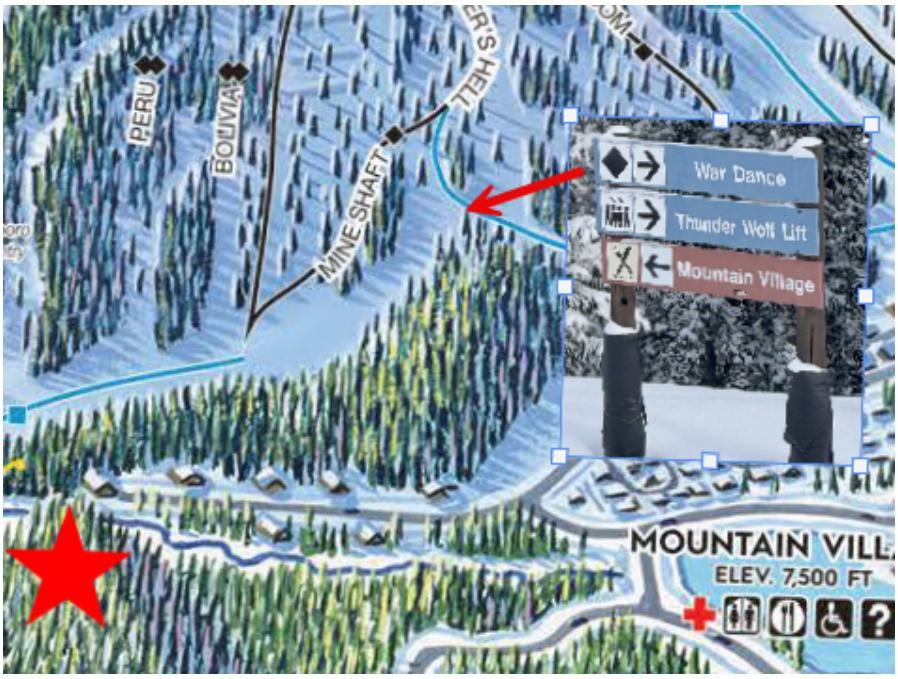

- Stay on the trail until it flattens, then look for a tree sign labeled Low Dog Lodge. This gap leads to the property's driveway directly across the street. For precise location, use **45°17'00.3"N 111°23'13.6"W** (45.2834 -111.3871) on Google Maps.



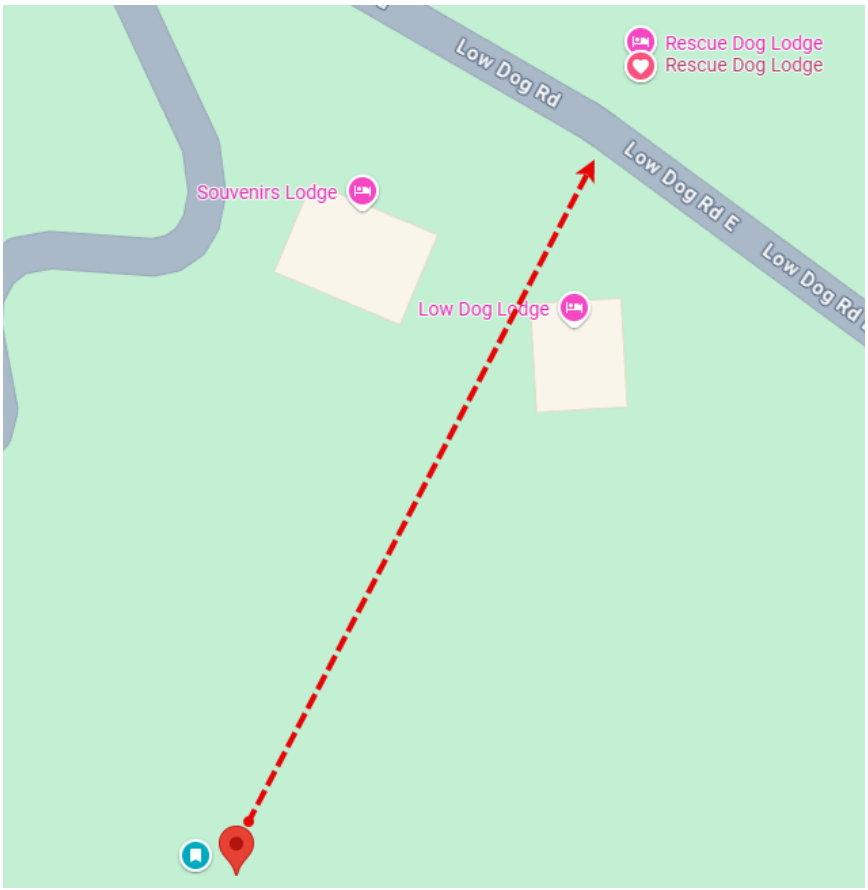

- This gap will exit you onto Low Dog Road in front of the property driveway.



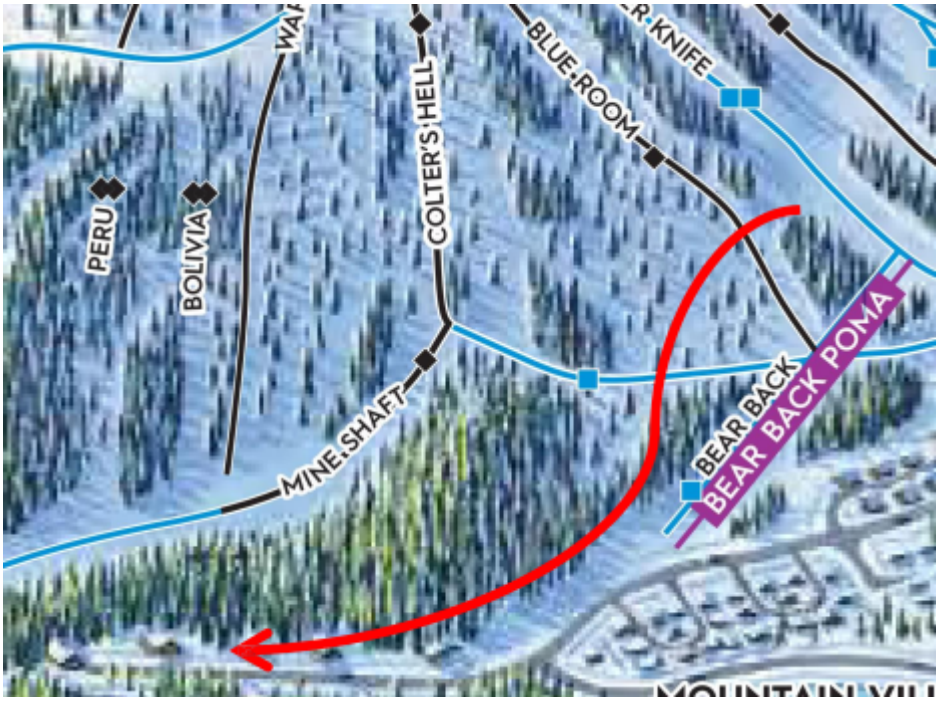

Alternate Route 2: Although not marked, an alternate route above Bear Back Poma Lift is a cat track back to Airbnb which is great for skiers but not as friendly for snowboarders. The entrance coordinates are **45.2826576 -111.3959947**





The aerial view of the catwalk entrance above Poma Lift 45.2826576 -111.3959947:

