



# Keeping In Touch

FEBRUARY 2019



*Nancy L. Hargroves*  
2017-2019 *NGC President*



[www.gardenclub.org](http://www.gardenclub.org)

**NATIONAL GARDEN CLUBS, INC.**  
4401 Magnolia Ave.,  
St. Louis, MO 63110-3406  
(314) 776-7574  
[headquarters@gardenclub.org](mailto:headquarters@gardenclub.org)

Dear Members of National Garden Clubs,

The year 2019 is the 75th Anniversary of Smokey Bear's creation. Often when something has been in existence for this long, we don't remember all the details of how or why it was developed. I know I didn't realize the original intent until I visited the Smokey Bear Historical Park in Capitan, New Mexico last fall. In all the years that I have been a member of a garden club, I have never known all of the history about Smokey Bear. I thought it was an ad campaign by the US Forest Service to help prevent forest fires/wildfires. I had no idea that there were two versions of Smokey – a drawing and a real bear.

In 1944, Smokey Bear was created as the symbol for the US Forest Service to ask American citizens to prevent wildfires in our forests, as the wood was needed for World War II efforts. This concern became very real in the spring of 1942 when Japanese submarines surfaced near the coast of Santa Barbara, California, and fired shells that exploded on an oil field, very close to the Los Padres National Forest. Fear grew that shells exploding in the forests of the Pacific Coast would ignite numerous raging wildfires. Communities had to deal with wildfires, as the men and experienced firefighters were deployed in the war. Protection of forests became a matter of national importance. The idea was formulated that if people could be urged to be more careful, perhaps some of the fires could be prevented.

Initially, Smokey was an artist's conception – a drawing for a public information campaign. On August 9, 1944, the creation of Smokey Bear was authorized by the Forest Service; and the first poster was delivered on October 10 by artist Albert Staehle. The poster, shown on the right, depicted a bear pouring a bucket of water on a campfire.



In the spring of 1950, there was a major wildfire in the Capitan Mountains of New Mexico. As the crews battled to contain the blaze, they received a report of a lone bear cub seen wandering near the fire line. They hoped that the mother bear would return for him. Soon, about 30 of the firefighters were caught directly in the path of the firestorm and survived by lying face down on a rockslide for over an hour as the fire burned past them.

Nearby, the little cub had taken refuge in a tree that became completely charred, escaping with his life but also badly burned paws and hind legs. The crew removed the cub from the tree, and a rancher among the crew agreed to take him home. A New Mexico Department of Game and Fish ranger heard about the cub when he returned to the fire camp. He drove to the rancher's home to help get the cub on a plane to Santa Fe, where his burns were treated and bandaged.

News about the little bear spread swiftly throughout New Mexico. Soon, the United Press and Associated Press broadcast his story nationwide, and many people wrote and called, asking



about the cub's recovery. The state game warden wrote to the chief of the Forest Service, offering to present the cub to the agency as long as the cub would be dedicated to a conservation and wildfire prevention publicity program. The cub was soon on his way to the National Zoo in Washington, D.C., becoming the living symbol of Smokey Bear.

is still very relevant to discuss with youth. The devastating wildfires in California in November 2018 were the leading stories in the national news. Not only was this event an opportunity to talk about how people can cause a wildfire but also an opportunity to talk about conserving our natural resources, environmental concerns of water issues and meteorological/temperature changes of our planet that affect these natural disasters now and in the future.

Congratulations, Smokey! You're still relevant 75 years later.

*Nancy*

Photos provided by the US Forest Service Archives and Nancy Hargroves.

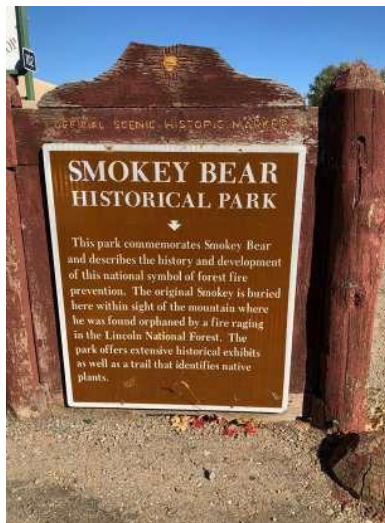
He received so many letters that he had to have his own zip code. He remained at the zoo until his death in 1976, when he was returned to his home to be buried at the Smokey Bear Historical Park in Capitan, New Mexico, where he continues to be a wildfire prevention legend.



**National Garden Clubs, Inc. provides education, resources, and national networking opportunities for its members to promote the love of gardening, floral design, and civic and environmental responsibility.**

As a garden club member, you probably know who Smokey the Bear is. Have you ever stopped to consider if the youth that you are encouraging to enter the Smokey Bear Poster Contest know who he is, or know what he stands for or lives near a forest? There isn't a video game to teach them. The complete history of Smokey is on the Smokey Bear website: [www.smokeybear.com/en](http://www.smokeybear.com/en)

Whether or not your club participates in the Smokey Bear Poster Contest, a discussion about Smokey can lead to many topics: US history, wildfire prevention, conservation, and the environment. Smokey himself was created to meet a need during a major war in our country's history. The topic of preventing wildfires



### In This Issue

- The President's Greeting and Travel Schedule
- A Force for Good - Advocating for Conservation
- Penny Pines Forestry Conservation
- Will Continued Climate Change Affect our Communities?
- Schools News
- What is Salt Water Intrusion?
- Pollinator Gardens
- A Personal Story from the Camp Fire
- Washed Ashore - Art to Save the Sea
- Central American Ecological Award
- Membership
- Conservation Issues in the Lower Rio Grande
- Plant America Grant Winners
- International Photography Competition
- Gathering On the Gulf - NGC Convention

Phyllis White, KIT Editor, [gardens@bresnan.net](mailto:gardens@bresnan.net)  
Jan Sillik, Assistant Editor, [gluegunjan@aol.com](mailto:gluegunjan@aol.com)

Joyce Bulington, Gerry St. Peters and  
Gerianne Holzman, Editorial Review

**Submissions for KIT are due April 1, 2019**

### The President's Travel Schedule

- March 11-13, Deep South Garden Clubs Convention, Jekyll Island, GA
- March 21-23, West Virginia Garden Club Convention, Martinsburg, WV
- March 30-31, NGC Instructors Symposium, Tampa, FL
- March 31-April 2, Virginia Federation of Garden Clubs Convention, Williamsburg, VA
- April 5-7, Arizona Federation of Garden Clubs Convention, Tucson, AZ
- April 9-11, Garden Club of Kentucky Convention, Berea, KY
- April 12-13, Garden Club of South Carolina Convention, Beaufort, SC
- April 14-17, Federated Garden Clubs of Missouri Convention, St. Louis, MO
- April 23, National Capital Area Garden Clubs Installation Meeting, Vienna, VA
- April 29-May 3 - National Garden Clubs Convention, Biloxi, MS

### NGC CONSERVATION PLEDGE

**I pledge to protect and conserve the natural resources of the planet earth and promise to promote education so we may become caretakers of our air, water, forest, land and wildlife.**

### A FORCE FOR GOOD

“Think Globally - Act Locally” is logical but not sufficient. Upcoming generations will face extremely difficult decisions. It is sobering, but we can serve as examples and educators to become bipartisan advocates.

There is no denial that our erratic climate is leading to rising temperatures, flooding, drought and increasing world hunger. The world population is predicted to double by 2050. This population explosion is leading to political and armed conflict over water and arable land causing famine with hundreds of thousands displaced,

primarily women and children. One example Sudan,, already wracked by civil war fueled in part by failing rains, is projected to suffer as much as a 56% reduction in agricultural production in 2019. Developed countries with arable land will be stressed further with feeding the world. There will be severe financial changes in the world's economy.

Our US regions have unique environmental and economic needs: agriculture production vs water rights and aquifer depletion; urban sprawl and housing development vs wetland drainage, loss of crop/ranch land and habitat; jobs and revenue from the vast petroleum industry vs industrial pollution and plastics in landfills and oceans; cheaper natural gas vs ground water/air pollution; jobs, retirement income and investments vs mining, gas, oil industry; etc.

We can individually support projects with lifestyle changes, donations, local political advocacy, etc. As groups we can best educate ourselves and others, promote and endorse statewide and national bipartisan legislation and be vigilant that the legislation is funded and enforced.

Several bipartisan solutions are set out in Collin O'Mara's (President, National Wildlife Federation) Climate Assessment Op-ed. <https://bit.ly/2RariIZ>

a. Strategic investments in industrial and building efficiency; a cleaner power sector; transportation electrification and transit; and carbon sequestration, etc. can reduce emissions by more than 30% and support well-paying jobs and domestic manufacturing.

b. Investments in natural infrastructure, such as reforestation and improved forest management, agricultural practices, and restoration of wetlands, grasslands, and other essential wildlife habitat, which could ultimately sequester more than 20% of current domestic emissions.

c. Another area of potential bipartisan agreement is reducing the one-quarter of domestic greenhouse gas emissions that originate from federal lands; reduce emissions leaking from oil, gas, and coal development and electricity generation; these could also save taxpayers billions of dollars.

d. We must promote prevention rather than spending billions of dollars after a fire, flood or other disaster; restore the health of public and private forests; and ecologically-sound reforestation and restoration projects. As sea levels rise, invest in



prevention through natural infrastructure, such as wetlands, sand dunes, living shorelines and other natural stormwater solutions.

## PENNY PINES FORESTRY CONSERVATION

There are bipartisan conservation programs already in place: the Recovering America's Wildlife Act, the Land and Water Conservation Fund, the Water Resources Development Act, the North American Wetland Conservation Act. This legislation is bogged down and awaiting funding and implementation. Be proactive.

- Barbara Baker, Legislation Chairman

Websites for More Information:

World Agriculture Faces Serious Decline from Global Warming <https://www.cgdev.org/article/world-agriculture-faces-serious-decline-global-warming>

Survey finds Texas' Gulf of Mexico shoreline has most trash <https://bit.ly/2Ba3FEQ>

Storms, fires, heat waves: Year's disasters linked to climate change <https://bit.ly/2RtQSm6>

California's coastal habitats face existential threat from rising seas <https://bit.ly/2R2t0e1>

Statement of Thomas L. Strickland, DOI, Climate Change and Clean Energy [https://www.doi.gov/oc/ hearings/111/ClimateChange\\_080609](https://www.doi.gov/oc/ hearings/111/ClimateChange_080609)

Food Security Outlook Update in Somalia <http://fews.org/east-africa/somalia/food-security-outlook-update/ december-2018>

The Penny Pines project began in California in 1941 as a statewide conservation program, but it expanded to other states over the years. NGC launched a partnership in 2004 with the United States Forest Service, an agency of the U.S. Department of Agriculture. This conservation effort entails the planting of replacement trees (not only pine trees) that are indigenous to forested areas damaged by insects, fires or natural catastrophes.

Funds donated to the Penny Pines program are made in increments of \$68. Each \$68 donation purchases one Penny Pines Plantation consisting of about 200 saplings. The U.S. Forest Service selects and plants the saplings. The plantations provide soil protection, watershed protection, soil stabilization, as well as beauty and shade for recreation.

Donors may designate the National Forest to which the donation will be sent and may make the donation in honor or in memory of a person. Some donations have been made in honor of firefighters, Arbor Day, Plant America, National Garden Week, Support Our Troops, a garden club program speaker or special member, or a president of a club or district or state or NGC.

Download the donation form from the NGC website: [www.gardenclub.org](http://www.gardenclub.org) under "Ongoing Projects" and select Penny Pines.

- Janice Clem, Penny Pines Chairman



*The practical importance of the preservation of our forests is augmented by their relations to climate, soil and streams.*

*John Muir*



## WILL CONTINUED CLIMATE CHANGE AFFECT OUR COMMUNITIES?

**First, is there science proving that there is an issue, or is it all hype? Short answer – Yes.** There is science to prove that climate change is real. The latest reports issued came out right after Thanksgiving: the Fourth US National Climate Assessment (<https://nca2018.globalchange.gov/>) and the [United Nations IPCC Climate Change and Land Special Report](#).

**Next, will there be local United States effects expected to affect our homes and communities?**

**Short answer – Yes.** Effects of climate change have already begun, and Americans are dealing with increased severity of hurricanes, wildfires, flooding from heavy rainfalls, and vanishing components in current ecosystems. The report confirms that we can expect more “frequent and intense extreme weather and climate-related events” that will cause severe damage to stressed ecosystems, unequal social systems, and deteriorating infrastructure. Rising temperatures create an environment that has the potential to threaten human health by increasing water and food borne diseases, heat related deaths, asthma and allergic illnesses. Climate change will alter the geographic range of disease-carrying insects, exposing a wider range of people to Lyme disease, Zika, West Nile, and Dengue. ([Green America](#) report 12/7/2018). The conclusion from this report is that a range of ecosystems will be severely impacted. Agriculture, fisheries, energy production, transportation infrastructure, and the healthcare system all are projected to be impacted by changing temperature, changing rainfall, and/or changing storm intensities.

**So, is there something that regular citizens can do to make a difference on the impact of climate change (locally)? Short Answer: YES (always!)** The choices that you implement can make a difference.

First: Do some research and become aware of what is affecting your own environment. There are many sources out there open to the “average human being.” Bring that information to your own garden club and decide if there is an action that your club wishes to pursue. Garden clubs have been the first line of defense for communities for decades.

Second: Take a look at your own habits and plantings in your yards. Is there a way you can create a decrease in green house or carbon

dioxide emissions? Can you create an increase in carbon sequestration? Sure, there is. Plant a tree! Encourage more green space in your community. Maybe even organize a “Climate Victory Garden.” I am a huge proponent of supporting local grown crops and locally owned small businesses. Work for your neighborhoods.

Become informed and active in your community. Seek out science-based facts and create/promote decisions that reflect improvement of your own environment (and maybe more!)

- Pat Rupiper, Environmental Schools Chairman

## ENVIRONMENTAL, GARDENING, LANDSCAPE DESIGN AND FLOWER SHOW SCHOOLS

As of the Winter 2019 issue of **The National Gardener**, dates of **all** upcoming school courses and refreshers will no longer be listed in those pages. Please refer to the website for these dates.

**NOTE: A new Handbook with forms for Environmental, Gardening and Landscape Design Schools will be available for download free of charge on the NGC website soon.**

**Landscape Design Schools:** At the NGC Fall Board Meeting in Orlando, in September, the board of directors approved the recommendation of the Textbook for Landscape Design Schools Committee that the new curriculum for Landscape Design Schools be approved. The plan for this curriculum is to become effective for new LD Schools beginning on and after July 1, 2019. This curriculum is posted on the NGC website (along with the current curriculum). **Stewards of the Land** (available from NGC Headquarters) will continue to be used as the text (along with the current curriculum) for those school series that begin prior to July 1, 2019. At that time **Stewards of the Land** will no longer be used as the official text and the program will rely upon each instructor’s expanded outline based on the new curriculum (there will be no official text).

New recommended reading has already been posted to the LDS page of the website.

- Greg Pokorski, Landscape Design Schools Chairman

## WHAT IS SALT WATER INTRUSION?

**Dr. Kimberly Moore, PhD, Environmental Horticulture, University of Florida, IFAS, Fort Lauderdale Research and Education Center; [klock@ufl.edu](mailto:klock@ufl.edu)**

If you listen to the news, you might hear discussions about sea level rise and salt water intrusion into wells and drinking water in south Florida. You might think “It doesn’t affect me or does it?” How do I know if I am at risk for salt water intrusion? Should I be concerned? And what can I do?



*Storm coming inland from the ocean.*

The best thing you can do is learn about salt water intrusion and where your water comes from for your home and landscape. If you are like me, you might not consider where your water comes from. You just turn on the tap and it is there. Or you turn on your irrigation system and trust that the water is good quality to take care of your plants. One measure of water quality is the level of salts in the water. We measure salts as electrical conductivity (EC) in deciSiemens/meter (dS/m).

Depending on the end use, we have different standards. See Table 1. The highest quality water has the lowest salts and is used for drinking and in our homes (EC=0.05 to 0.8 dS/m). Water in freshwater streams and lakes has an EC of 0.1 to 2 dS/m while water from the ocean has an EC around 5 dS/m. When growing plants, water with an EC greater than 3 dS/m will cause damage to our plants.

EC reading (dS/m)	Suitability
0-0.25	Excellent
0.26-0.60	Good
0.61-2.50	Fair
2.51+	Poor

OK, but my well water is still within the good range for salts... what is the big issue? The issue is that your well is pulling water from the same aquifer that is being used to provide drinking water to your home. Of course, the water going to your home is filtered and cleaned before going to your home. Water for our businesses, homes and landscapes in south Florida is coming from the Biscayne aquifer and the Floridan aquifer.

Table 1. Acceptable salt levels (electrical conductivity – EC) for water to use to irrigate plants

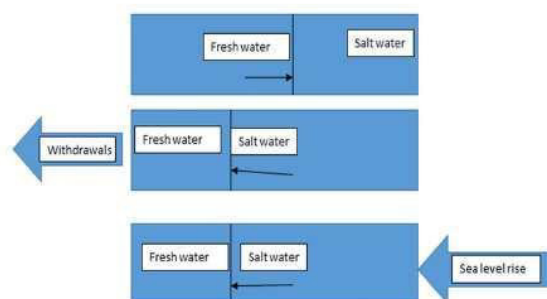


Figure 1. Diagram of the barrier between fresh water and salt water. Normally fresh water puts pressure to keep salt water intrusion low. However, when we remove the freshwater, this shifts the balance allowing salt water intrusion. When sea level rises, this also creates greater pressure allowing for salt water intrusion.

*(Continued on next page)*

What is an aquifer? Aquifers are water-absorbing layers of rock underlying Florida. These layers of rock are highly permeable and the spaces between the rocks fill with water. These aquifers are recharged by rain water. In south Florida, we have three distinct rock layers (aquifers). The Biscayne aquifer is closest to the surface (100 to 200 ft deep). Then we have the upper (900 to 1200 ft deep) and lower Floridan aquifers (3000 ft deep).

The Biscayne aquifer is an unconfined aquifer that merges with the floor of the Biscayne Bay and the Atlantic Ocean. The top part of the Biscayne aquifer is our water table. When we lower the water table, this allows for salt water intrusion. Think of it as a tug of war game. Fresh water on one side and the ocean on the other side. When we over-pump on the fresh water side, it pulls the ocean water inland. Because the aquifer is close to the surface, if there is a rise in sea level, this generates pressure to push sea water inland – adding to salt water intrusion.

What can you do to help reduce salt water intrusion? Remember that your irrigation well and drinking water are coming from the same aquifers under south Florida. When we remove water from the aquifer, we shift the balance and reduce the fresh water barrier, allowing sea water inland. Water conservation is key. Reduce the amount of fresh water removal by using water-wise landscaping practices. Use mulches to conserve water in the landscape. Group plants with like water needs together. Use microirrigation and other water saving irrigation systems. Keep your irrigation system well maintained. Turn off your irrigation when it is raining. Think about using rain barrels. Finally, share what you know with your neighbors. If each of us makes one or two small changes to conserve water, we can make a big difference in the long run.

*NGC Gardening Schools in Florida greatly appreciate Dr. Moore in her capacity as a most valued instructor in our GS Courses. She has offered her excellent Power Point presentations on Basic Botany and Soils for use in any NGC Gardening Course 1 School. They can be found on the NGC website under Schools-Gardening Study.*

- Barbara Hadsell, NGC & FFGC Gardening School Chairman

---

## IT'S TIME TO TOOT OUR OWN HORN!

Boast

Brag

Crow

Gloat

Grandstand and Pat Ourselves on the Back



for the great work we've all done in increasing pollinator gardens for our pollinators and educating those around us about why it's so important!

I have received the "inside word" that a press release is coming soon regarding a national announcement, and high quality photos, with descriptions of who and where, are needed of people planting pollinator gardens or educating others to plant pollinator gardens.

I know there are hundreds of amazing projects that have taken place across the country by our NGC members. You should be so proud! Now it's time for you to share and, yes, **BRAG!** You have a chance to make headlines at a national level – for your members, your club, and NGC! These opportunities don't come often! People outside of our organization don't have a clue about what we accomplish unless we show them! There's never been a better time than now!

Please send your photos and who and where descriptions to your [Wildlife Gardening Chairman Becky Hassebroek](#) at [beckyhasse@aol.com](mailto:beckyhasse@aol.com). We need them *now!*



## A PERSONAL STORY FROM THE CAMP FIRE

### – PARADISE BURNING

- Ward Habriel, President

[Paradise Garden Club](#) and Butte County Fire Safe Council Board Member

***There are many ways to cry. But more ways to hug.***

That sums it up for the evacuees during the first several days following the Camp Fire here in Paradise and Magalia. The losses are the worst by fire in California history, for both dollars and in human lives. And, we have been comforted from other garden clubs, through long distance calls, emails, offers of contributions, and more. Thank you all — you are special to us.

Rebuilding will be like no other; there is no infrastructure unscathed. Water, electrical service, natural gas, phone, waste services, roads, gutters, signage, police service, fire protection, animal control, hospital, dental, eye care, and Town Hall staffing. Basics like groceries, gasoline, pharmacy, and just having a chat over the back fence with the neighbor — ALL GONE.

But from a gardener's view, this is the blank slate. Set up the easel, put out the canvas, and swipe a broad brush across a brand new landscape! No community (no garden club) has ever had the chance to create a landscape plan to fit into a community that is completely starting over. So, our input to the powers that be should be lacking criticism but embracing what we can do better.

What could a brand new landscape look like? First, let's think fire safety. That means how we design and maintain the beauty around homes, businesses, parks, etc. We all like plants, shrubs, trees, hedges, fruits and vegetables, and flowers for their fragrance and color. But, do we consider fire-wise landscaping when selecting those plantings?

What if a grassy area were typically part of a residential landscape plan, fire resistant? Sure. But, it consumes more water than decorative rock or mulch. Do we want to consume more water to keep plants greener around our homes? Let's consider this element just for Paradise. Healthy green plantings will need more water, so the infrastructure for increased water in storage should be a high priority. Then, restrictions on conservation should be rescinded. After all, the water company has to sell water to pay its bills. Where do you get all this extra water? Build a bigger, better, safer dam for our community. Looking back in history, if you were a pioneer, you wanted water before anything else. All other domestic needs came after water.

So, starting over and agreeing we need a greater supply of water, how does a "new" landscape plan come together for an entire town? Public participation is how. Everyone that cares needs to express themselves in the public forum. Go to the school board meetings, the council meetings, and the park and rec meetings. In other words, be the community you want to be in. And know that as a gardener, your vision for the rebirth of the town is a thing of beauty. How can anyone object to that?

I know some of you have been concerned for individuals of the Magalia Beautification and Paradise Garden Clubs. Thank you, it is genuinely appreciated. Please understand that any specific club monetary donation will be held for the future rebirth of our community. Anyone who would like to donate to Paradise Garden Club can mail checks made out to PGCI, P.O. Box 1246, Paradise CA 95967. It is not going to be easy. God started this whole earth thing, and He can help us get it back together.

# WASHED ASHORE: ART TO SAVE THE SEA

## - INNOVATIONS IN WATER QUALITY CONSERVATION

*Water, water everywhere---but desperately seeking clean water to drink, bathe in, for our gardens, for wildlife habitat including the seas, rivers, and waterways, and to leave to our children.*

National Garden Clubs is sponsoring programs across the country on the local, state and regional levels to teach our members about maintaining optimal water quality. Florida clubs are at the forefront of this movement with water-themed speakers, flower shows, schools, and club and state projects. The Sunshine State recently held a Tri-Refresher Tropical Short Course entitled “Tropical Waters” at the Mounts Botanical Garden of Palm Beach County.

The featured display at the Garden was an excellent touring exhibit of larger than life sculptures of marine life, “Washed Ashore – Art to Save the Sea.” These awe-inspiring sculptures are entirely constructed of marine debris collected from beaches to graphically teach the public about the tragedy of plastic pollution in our oceans and to teach environmental conservation and sustainability.



Ocean debris has created a global crisis. It is the biggest threat to our seas influencing all ecosystems from our beautiful coral reefs to abyssal trenches, eventually ending up in our food. About 300 million pounds of plastic are produced each year globally, and less than 10 percent of that is recycled. Tons and tons of plastic end up in our oceans as industrial, agricultural and urban waste floats into the sea. Each year sea birds, whales, seals, sea turtles, and other marine life die after ingesting plastic or becoming entangled in it. It is estimated that at our current rate, by 2050, pound for pound, there will be more plastic than fish in the ocean.



Washed Ashore is a non-profit community art project founded by artist and educator Angela Hazeltine Pozzi based in Bandon, Oregon. Since 2010 Ms. Pozzi and over 10,000 volunteers have processed over 38,000 pounds of marine debris. They have cleaned up more than 300 miles of beaches. The plastic is washed, sorted and stored by color. Each sculpture is designed by a professional artist and then formed by teams of volunteers. Over 60 monumental sculptures, up to 15 feet long and 8 feet high, have been assembled. Among them are Priscilla the Parrot Fish, Sebastian James the Puffin, Sea Anemones, Hugo and Grace Humpback Whale Tails, Lidia the Seal, Musical Seaweed, and Flash the Marlin.

The sculptures are constructed of an incredible assortment of debris including bottle caps, water bottles from the Beijing Olympics, flip-flops, tires, toys, shotgun shells, fake flowers, plastic lighters, shoe soles, toothbrushes, combs, netting, buoys, fishing gear, umbrellas hands, toilet seats, dog leashes, coolers, chairs, sunglasses, shovels, buckets, nylon rope and a soccer ball.

Washed Ashore sculptures tour the country on exhibit in aquaria, museums, and botanical gardens. An on-going exhibit is housed in the Sant Ocean Hall at the Smithsonian National Museum of Natural History in Washington, DC. Each display has helpful suggestions about what we can do to help our oceans.



(continued on next page)



- **REDUCE** - Water and other beverage bottles are one of the most common marine debris in the world. Drink your own filtered water in your refillable steel bottle. Use compostable plates of bamboo or cardboard. When exploring natural places, bring your trash out with you.
- **REFUSE** - Every plastic bag you refuse could save a turtle's life. Refuse to use plastic straws in restaurants—cups are designed for drinking. Do not buy personal products with microbeads. Use suntan lotion without oxybenzone.
- **REUSE** your shopping bags.
- **REPURPOSE** - Make art, jewelry, fun items with plastic; use plastic food lids under your potted plants; get creative.
- **RECYCLE** - Know your town's recycling rules and recycle everything possible. Donate usable clothes, household items.



Learn more about Innovative Solutions to Ocean Pollution at the [Washed Ashore website](#) and the websites of these pioneers:

**The Ocean Cleanup** – This Dutch foundation is developing advanced technologies to rid the ocean of plastic with an elegant design breakthrough to reduce the Great Pacific Garbage Patch halfway between Hawaii and California.

**#CleanSeas** – A United Nations Global Campaign to reduce marine litter—tens of countries have designed unique projects to clean their waters.

**PlasticOceans** – The creators of the film *A Plastic Ocean* are spearheading a global movement through an education program, a young entrepreneurs program and global partnerships.

**Ocean Arks International** - Under the leadership of John Todd who developed the “Living Machine” using native plants to create aquatic systems to clean water, this organization is envisioning the “Ocean Restorer” as floating system to clean up ocean pollution.



- Jacqueline Connell  
Water Quality, Protection & Conservation Chairman  
and Environmental Concerns and Conservation Committee Coordinator

All photos for this story are provided by professional photographer Anina Bachrach, a member of the Florida Federation of Garden Clubs, Inc. and Environmental Consultant.





### ECOLOGICAL AWARD

During Central American and Panama Garden Clubs Conventions, the Ecological Award has become a unifying factor for the International Garden Club movement. Last year President Nancy Hargroves, together with 250 international garden club members, traveled to attend the Convention in Panama and were aware of enthusiasm in competing for this prestigious award.

The objectives and rules for the Ecological Award were established in 1993 by garden club members of Costa Rica, El Salvador, Guatemala, Honduras, Nicaragua, and Panama. Since then, it has become an important feature for the Convention, because it encourages ecological awareness by honoring the work of those in their countries who are protecting the ecosystem and aim to detain the loss of the region's natural resources.

The country hosting the Convention oversees selecting experts and professionals in ecological science to form the judging panel. The theme, provided every two years, offers four categories to private, state or commercial person or groups that work in projects that: finance a conservation development, manage a continuing environmental project, promote education and research opportunities, and to social media communications that endorse nature conservancy.

The winning project must offer ecological solutions to repair the existing regional damages by protecting the seashore, wetlands, rivers, lakes, rainforests and natural reserves. A secondary, but important factor in judging, is that the project must also encourage a regional effort to protect the flora and the fauna of Central America. The Garden Club of the country that wins the Ecological Award receives the prestigious ecological trophy, and the winner earns the Diploma of Ecological Excellence for outstanding conservation efforts.

The Ecological Award defines the regional determination to protect, preserve natural resources and strives to guarantee coming generations with water quality, safe food, clean air and the conservation of the renowned natural beauty of the tropical Central American countries.

- Maria Regina Viau  
Cochairman of COMAAI and NGC IA Awards  
Chairman

- Gladys Asturias  
NGC Spanish Translator and Master Judge

### "DOES THAT DOG HUNT?"

Dogs are wonderous creatures who devote their lives to us. They are patient and kind, affectionate, and work to please us. They are trained to perform all types of tasks. In the military dogs sniff out bombs. As police dogs, they sniff out narcotics and wrestle criminals to the ground. Service dogs are trained to detect when a seizure is imminent or when the owner may slip into a diabetic coma. Every hunter knows the value of a coon dog or bird dog. Dogs are even trained to hunt down noxious weeds or invasive species.

Wouldn't it be marvelous for your club to own a dog trained to "hunt" new members? Unfortunately, no dog has been trained to persuade a potential new member to join a garden club because dogs can't talk!

Not to worry, for finding new members is simple. You just ask them to join. The problem arises in finding a location where gardeners gather. Plant nurseries, arboretums, botanical gardens, garden walks, and plant sales are a few places to hunt for gardeners. It can be as easy as saying, "What is the price of this rutabaga?" Or, "Want to join a garden club? Here is my club's business card." Look them straight in the eye and give them that big, beautiful smile. What is the worst thing that could happen to you? The person could say "NO," but that would be their loss. Just move on to the next potential member.

When potential new members want to join a local garden club, they may take the initiative to contact National Garden Clubs, Inc. (NGC) on the website. Unfortunately, some potential new members do not have a federated garden club in their area. Although this may be problematic, it is not insurmountable. How do you start a new garden club? You ask the potential new member to start one. Do they have friends who like to garden or go to plant nurseries or other interesting places? It only takes two people to form a club. You grow by having fun and by doing interesting activities. With the help of the state organization and the NGC Membership Committee, a new club may be formed. A new pamphlet titled, *How to Start a Federated Garden Club* is available to state organizations and local clubs. Contact [Donna Rouch](mailto:donna@rouchpartners.com) at [donna@rouchpartners.com](mailto:donna@rouchpartners.com), and I will email you a copy.

So, in response to the question, "Does That Dog Hunt?" Let's follow with dogged determination, to pursue our quarry — a new garden club member or a new garden club!

NGC member and professional photographer Arabella Dane wrote the following article after attending a butterfly photography safari at the National Butterfly Center facility in Mission, Texas. The views are her own. They are shared here to make our members aware of the environmental impact created by a barrier between the United States and Mexico. - Editor

## OBSERVATIONS ABOUT CONSERVATION ISSUES IN THE LOWER RIO GRANDE VALLEY

Everyone is aware that illegal immigration, drug trafficking, and human trafficking along the border is a major issue. How to improve the illegal immigration situation and curtail the drug trade over the border is unresolved. The following link clarifies some of the issues and outlines the potential solutions. <http://specials.mystatesman.com/starr-county-border-wall>.

The National Butterfly Center (NBC) in Mission, Texas, is the largest native plant/pollinator botanic garden in the USA. It is adjacent to the Rio Grande River, and it will be clear cut and bulldozed to give the Border Patrol clear sight lines from the border wall to the river. Click here to [view the National Butterfly Center's website](#).

My concern is that the current plan for building the wall is not going to solve the immigration problem and will do irreparable damage to the communities and the ecosystems in its path. Among the wildlife-critical areas, sensitive natural areas, and private conservation areas along the Lower Rio Grande threatened by this construction, the major part (70 of 100 acres) of the National Butterfly Center will be in its path. The 70-acre piece being taken from the NBC by the border wall is primarily scrub-land habitat populated with pollinator-friendly plants. The following link lists most of the [Lower Rio Grande's rare and endangered species](#), many of which grow on the NBC grounds. On pages 24-25 of the list, you will find the at-risk plants of the Lower Rio Grande. This list includes the Federally Endangered plants, the G1-G2 plants (globally at risk), as well as those that are on the Texas state list as being rare and endangered.



Queen butterfly with Monarch caterpillar.

Taking of private property is allowed because all federal, state and environmental laws may be set aside in the name of national security (Section 102 of the Illegal Immigration Reform and Immigrant Responsibility Act of 1996). U.S. Representative Henry Cuellar recently inserted language in a border security proposal to exclude the National Butterfly Center from border wall construction. The Center would appreciate help from the public.

I took a ride on the Rio Grande in a small tour boat going towards the Falcon Dam and was surprised at how small the Rio Grande is. It is no wider than the parking areas of many Walmart stores. Over 500 of the 750 North American butterflies come through the Lower Rio Grande area going back and forth across the border heading north and south as the plants they require come into bloom – finding nectar and pollinating as they go.



Upland habitat in the Boca Chica area.


During the three days of the Butterfly Festival, our van load of 8 butterfly enthusiasts and the other vans of similar size saw at least 153 different butterfly species while tramping through several of the many varied habitats that exist along the lower Rio Grande. The sites we visited included an urban location in Roma, an excursion into the Yturrita thickets, and a walk through the very saline, marshy area in Boca Chica where the river meets the sea.

*(continued on next page)*





Mexican Fritillary (*Euptoieta hegesia*)



Giant Swallowtail (*Papilio cresphontes*)



Blue Metalmark (*Lasaia sula*)

The Lower Rio Grande is the major stopping point for the seasonally migrating birds on their way to and from Mexico, Central, and South America. Much work has been done to enhance the habitat in the Lower Rio Grande for this vital stopping point for these migratory land and aquatic migrants. While we were chasing “our” butterflies, the birders in our group were thrilled to see a Roadside Hawk, the Varied Thrush, several unusual flycatchers, and a pair of Altamira Orioles.

Here is a link to a longstanding proposal that describes [plans for a bi-national natural corridor](#) first proposed in the time of FDR! I’m hopeful that at some point our legislators will implement environmentally compatible alternatives to constructing Trump’s wall through the Lower Rio Grande area.

For further information, please see the links below.

Interactive map showing the placement of the wall and allowing you to see how it affects communities along the river <https://www.usatoday.com/border-wall/us-mexico-interactive-border-map/>

Map showing the placement of the wall in Hidalgo County: <https://www.themonitor.com/2018/07/10/cbp-map-shows-45-miles-of-total-border-wall-cutting-through-hidalgo-county/>

There is concern on both sides of the border that the wall will increase the danger of flooding. <https://qz.com/1353798/the-us-mexico-border-walls-dangerous-costly-side-effect-enormous-floods/>

Article explaining why the Rio Grande is considered to be one of America's most endangered rivers. <https://www.americanrivers.org/conservation-resource/lower-rio-grande-named-one-of-americas-most-endangered-rivers-of-2018/>

Sierra Club video about the wall. <https://www.youtube.com/watch?v=7vlx0h8njok&feature=youtu.be>



White Peacock (*Anartia jatrophae*)



Ceraunus Blue (*Hemiargus ceraunus*)



Photo from the dock where we boarded our tour boat looking across the river to the Mexican side as a gunboat patrol went by.

All photos in this article are provided by Arabella Dane.



# PLANT AMERICA

## Grant Winners Announced

Congratulations to the 2018 **PLANT AMERICA** Grant winners! NGC received a total of 162 applications from clubs throughout the United States. Thank you for participating in the **PLANT AMERICA** Community Project Grant program. The following 82 clubs received grants.

-Shane Looper, **PLANT AMERICA** Community Project Grant Committee

4-Seasons Garden Club	Karen Nash Memorial Butterfly Garden
Amelia County Garden Club	Lady Slipper Garden Club
Apollo Beach Garden Club	Lake Bloomers Garden Club
Ardley Garden Club	Little Gardens of Tarrytown Garden Club
Ballston Spa House and Garden Club	McComb Garden Club
Bent Twig Garden Club	Milan Garden Club
Berlin Heights Garden Club	Monongahela Garden Club
Beverly Hills Garden Club	Mount Vernon Garden Club
Blair Garden Club	Mt. Washington Garden Club
Blythewood Garden Club	New Albany Garden Club
Calfee Garden Club	O'Fallon Garden Club
Camden Garden Club	Okemah Garden Club #2
Charleston's Magnolia Garden Club	Pine Forest Garden Club
Del Norte Garden Club	Pioneer Garden Club
Designers and Diggers Garden Club	Potomac Village Garden Club
Discovery Bay Garden Club	Poway Valley Garden Club
Dorchester Garden Club	Powell Valley Garden Club
Elgin Garden Club	Queen of Spades Garden Club
Elk Grove Garden Club #1	Red Hill Garden Club
Emerald Isle Garden Club	Roselle Park District Garden Club
Emma Scott Garden Club	Rosendale Community Garden Club
Escalon Farmington Community Garden Club	Sages Garden Club
Ferriday Garden Club	Schaumburg Community Garden Club
Forest Stream Garden Club	Shawangunk Garden Club
Fred Brooks Garden Club	Somerset Garden Club
Garden Club of Forest Hills	South Schuylkill Garden Club
Garden Club of Orange, CT	Spade & Trowel Garden Club Inc
Garden Club of Peekskill	St. Martinville Garden Club
Garden Club of Rogers	St. Mary's Garden Club
Garden Gate Study Club GC	Stargazer Garden Club
Germantown Garden Club	Sunset Garden Club
Gettysburg Garden Club	Three Village Garden Club
Greater Eagle River Garden Club	Touch the Earth Garden Club
Green Thumb Garden Club	Town & Country Garden Club, CT
Greenwood Garden Club	Town and Garden Club of Libertyville
Hazelton Area Garden Club	Tulsa Garden Club
Hobart Garden Club	Weeders and Seeders Garden Club
House and Garden Club of Wellesley	Westbrook Garden Club
Illahee Garden Club	Wildflower Garden Club
Iris City Garden Club	Winona Garden Club, MS
Jennings Garden Club	Women's Century Club Garden Department



**The National Garden Clubs, Inc. Flower Show Committee**  
**Invites you to participate in an International Photography Competition**  
**Featuring the Natural Environment of the Americas**  
Entries accepted January 1 – April 1, 2019

**“In Wildness Is the Preservation of the World” HENRY DAVID THOREAU**

- Class 1. Plant America** – An image featuring native plants
- Class 2. Scenic America** – An image of a landscape and/or seascape
- Class 3. Small World** - A close-up or macro featuring native animals, insects and/or plants
- Class 4. Web of Life** – A monochrome featuring patterns in nature
- Class 5. Weather Forecast** – An image featuring weather
- Class 6. Climate Change** – Altered reality using creative camera techniques in-camera and/or by post-processing.



Agave shawii, Coastal Agave, in [Torrey State Nature Reserve Pines CA](http://explorer.natureserve.org), is Globally imperiled. Only 2 known populations - 60 genetic individuals - remain in the wild in CA (<http://explorer.natureserve.org>)

**Submit entries on-line - Login at <http://cgburke.com/ngc/>**

**Guidelines:**

Contest is open exclusively to the members of National Garden Clubs, Inc. and its affiliated organizations.  
Image must be the work of the exhibitor. There is no charge to enter the contest.  
You may enter no more than 2 images into the contest. Please title your image. Where feasible, please identify plant material and describe your subject. In class 6, if feasible, describe your creative process. All the submissions will be juried. Scale of Points for judging photography is on page 131 of the NGC Handbook. The 24 highest scoring images will be displayed at the NGC National Convention in Biloxi, MS.

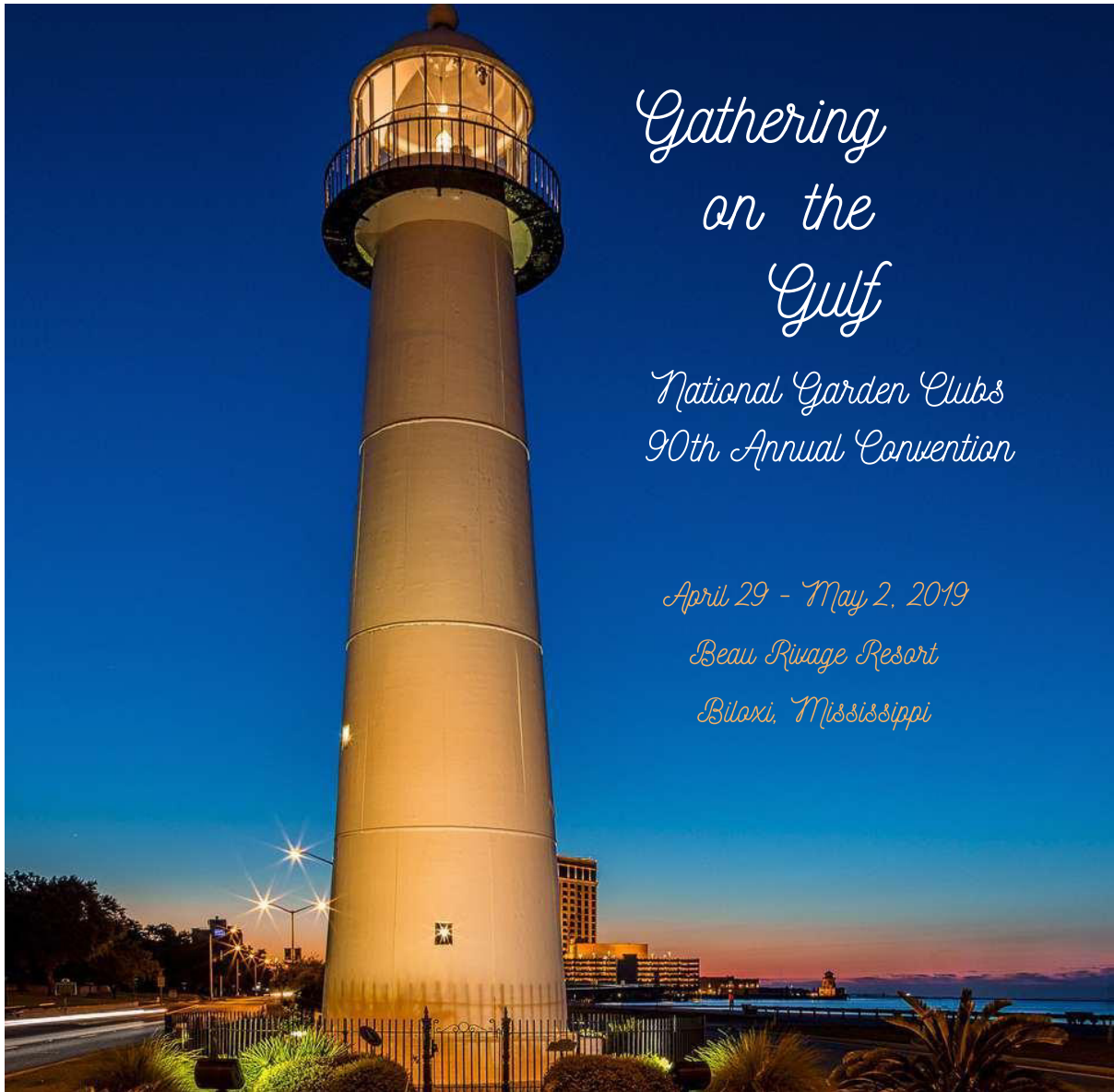
**Image Preparation Guidelines:**

Minimum resolution of 300 pixels per inch  
Minimum file size 1.5 MB; Maximum file size 5MB (megabytes)

**Definitions:**

**Altered Reality:** the manipulation of photos to create a fictional or conceptual image expressing ideas or feelings in a non-traditional manner or style  
**Creative Techniques:** image enhanced by using any techniques, adjustments or processes either in-camera or in post processing  
**Monochrome:** an image in black & white and shades of gray, or sepia, or an image having a single hue with its related shades, tints and tones

**For more information contact : [arabellasd@aol.com](mailto:arabellasd@aol.com)**



# *Gathering on the Gulf*

*National Garden Clubs  
90th Annual Convention*

*April 29 - May 2, 2019*

*Beau Rivage Resort*

*Biloxi, Mississippi*

**T**he Garden Clubs of Mississippi, Inc. will host National Garden Clubs members and affiliates in the picturesque Mississippi Sound and the Gulf of Mexico at the Beau Rivage Resort in Biloxi. Make your plans today to join gardening friends in this charming, historic city with a French influence.

**T**ours offered throughout the convention are diverse and varied to assure points of interest for everyone. Visit stunning

botanic gardens, native plant and wildlife conservatories, private homes and gardens, as well as the John C. Stennis Space Center, The National WWII Museum in New Orleans, the Maritime and Seafood Industry Museum, and the Walter Anderson Museum of Art.

**V**isit the [NGC website](#) for complete details about lodging, registration, schedules, and air travel information. Join us as we're "Gathering on the Gulf!"



# Gathering on the Gulf

## Speakers and Presenters

Every program will be a special treat as effort has been made to highlight exceptional convention speakers — all with a Mississippi connection. Hear about plants that “have it all,” combining color, form and texture while attracting pollinators. Watching a floral designer’s interpretation of birds of the United States and Central America will inspire and amaze you. Learn how local ecosystems can inspire landscapes that are in harmony with the region. Have you ever thought of using bats for insect control or considered that many ordinary plants have extraordinary stories to tell? Have you ever been on a safari in your own garden or been exposed to the idea of community gardens in unconventional places?

**Wednesday, May 1, 2019** – Luncheon Speaker  
Norman Winter – Horticulturist, Author and Speaker, Hamilton, GA will speak on

“Blooms, Birds and Butterflies”

No goal or objective in the garden is as worthy as that of providing for pollinators. Norman will show everyone how to have the ultimate in colorful beauty while at the same time bringing in an abundance of bees, butterflies and hummingbirds using the latest and hottest plants for Beauty and Performance.

Jeanne C. Jones, Ph.D - Professor Emeritus of Department of Wildlife, Fisheries and Aquaculture of Mississippi State University (MSU) will speak on

“Bats - Biological Insect Control & Much More!”

Learn about bats of Mississippi and beyond, including their biology and habitat requirements. This presentation also will feature information on bat ecological benefits, their conservation, and managing bats on your land and around your home.

Carol Reese - Extension Horticulture Specialist at University of Tennessee’s West Tennessee AgResearch and Education Center will speak on

“Ordinary Plants with Extraordinary Stories”

You walk past them every day. Mute and sometimes despised, plants cannot tell us of their fascinating and useful qualities. Carol’s lively pace and personal anecdotes illustrate their value in pioneer history, their contributions to the Native American way of life, and their intriguing roles in wild communities. You can tell the plants’ stories for them after this fascinating and often funny program.

James DelPrince, PhD - Design Banquet Speaker Horticulture Specialist with the Mississippi State University Coastal Research and Extension Center, Biloxi, Mississippi will speak on

“Birds of a Feather”

Jim will delight attendees with a floral design presentation focusing on birds from across the United States and South America.

**Thursday, May 2, 2019** – Luncheon Speaker

Bob Brzuszek-Extension Professor at Mississippi State University in the Department of Landscape Architecture will speak on

“Designing with Native Plants: A Celebration of Place”

Native plants are great for pollinators, are uniquely adapted to local soils and climate, and can help to define a landscape’s sense of place. In this presentation, Bob will show how local ecosystems can inspire the design of truly beautiful landscapes that are in harmony with the region. Using examples from the Gulf South and beyond, he will share design secrets with you that evoke a celebration of place.

Margaret Gratz - Author and Illustrator will speak on  
“Going on a Safari in the Garden”

For over twenty years the writings of Margaret Gratz have distinguished her as “The Earth Lady.” Her four books were inspired by the many creatures that have visited her garden throughout the years. She will share how to attract wildlife in your own garden, from birds to butterflies, and more! Margaret says that the creatures in our gardens add color, movement, and vibrancy. Every garden has the potential to be a veritable wild kingdom and a peaceable kingdom—one that welcomes all creatures great and small.

Cory Gallo - Assistant Professor at Mississippi State University in the Department of Landscape Architecture will speak about

“Growing Community Gardens”

The idea of community gardens has been around for a long time. Like Victory Gardens during WW2, today’s gardens are a response to the world around us. In this presentation, Cory will explore trends in community gardens including how they are designed, organized, managed, and funded. He will also share examples of his own work in developing an award winning student community garden on Mississippi State University’s campus.



Crosby Arboretum Tour - Pinecote Pavilion