

# CraneMaster

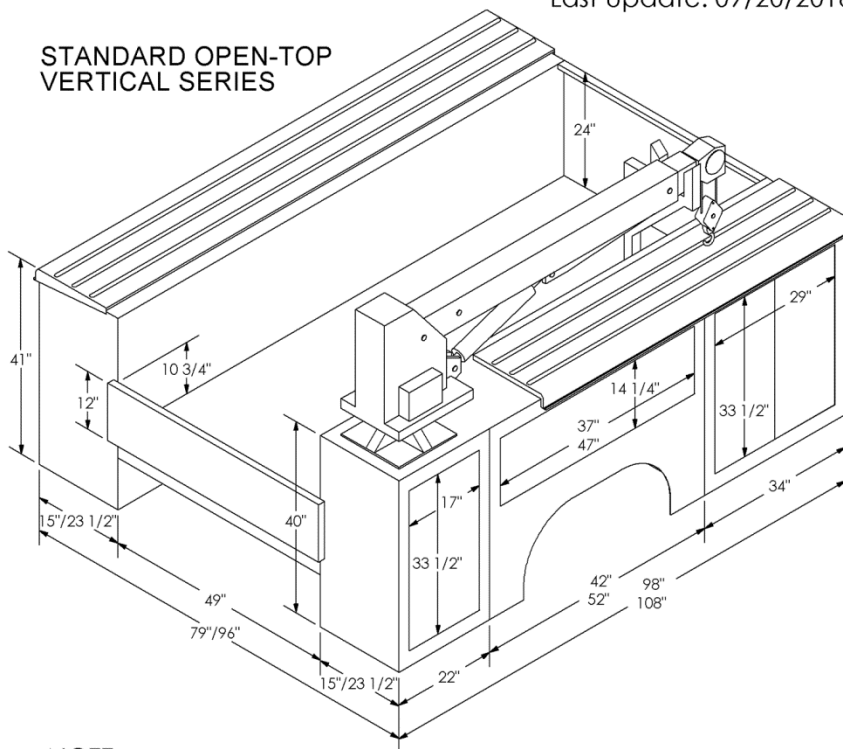
**11-ft. CraneMaster w/ Optional 18" Rear Platform & Class IV Receiver**



## FORD 8-FT & 9-FT CRANEMASTER DIMENSIONS

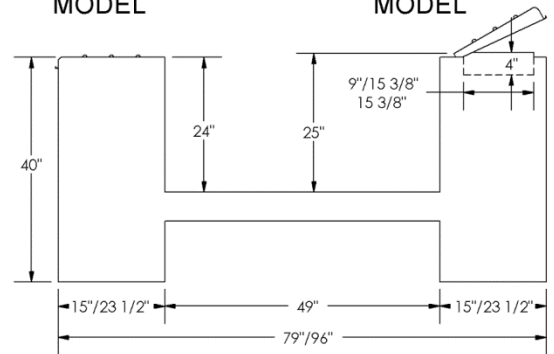
Last Update: 09/20/2018

STANDARD OPEN-TOP  
VERTICAL SERIES



CLOSED-TOP  
MODEL

OPEN-TOP  
MODEL



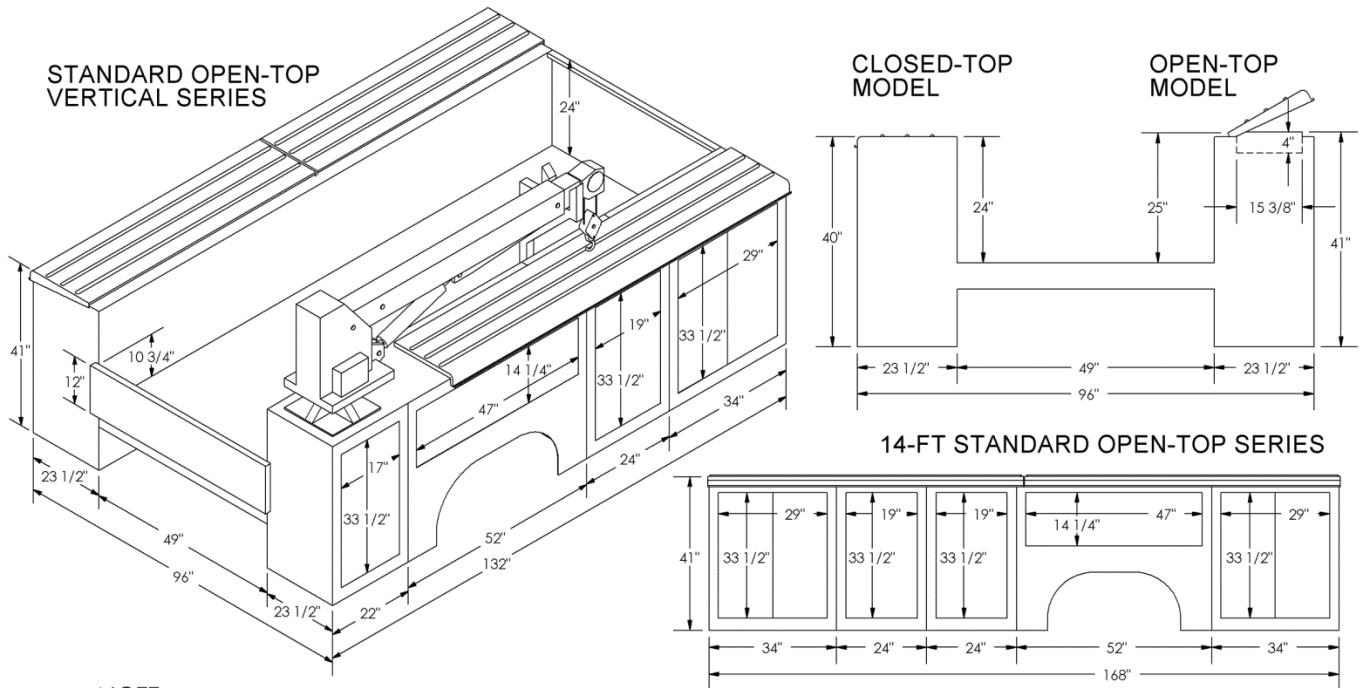
NOTE:

- 1) DOOR COMPARTMENT DIMENSIONS ARE THE CLEAR DOOR OPENING.
- 2) TOP DIMENSIONS ONLY APPLIES TO 8-FT BODIES, BOTTOM DIMENSIONS ONLY APPLIES TO 9-FT BODIES.
- 3) DIMENSIONS SHOWN WITH FORWARD SLASH ARE SRW / DRW.
- 4) BODY WITH REAR PLATFORM OPTION COMES STANDARD WITH A DROP-IN TAILGATE.

# CraneMaster

## FORD 11-FT & 14-FT CRANEMASTER DIMENSIONS

Last Update: 09/20/2018

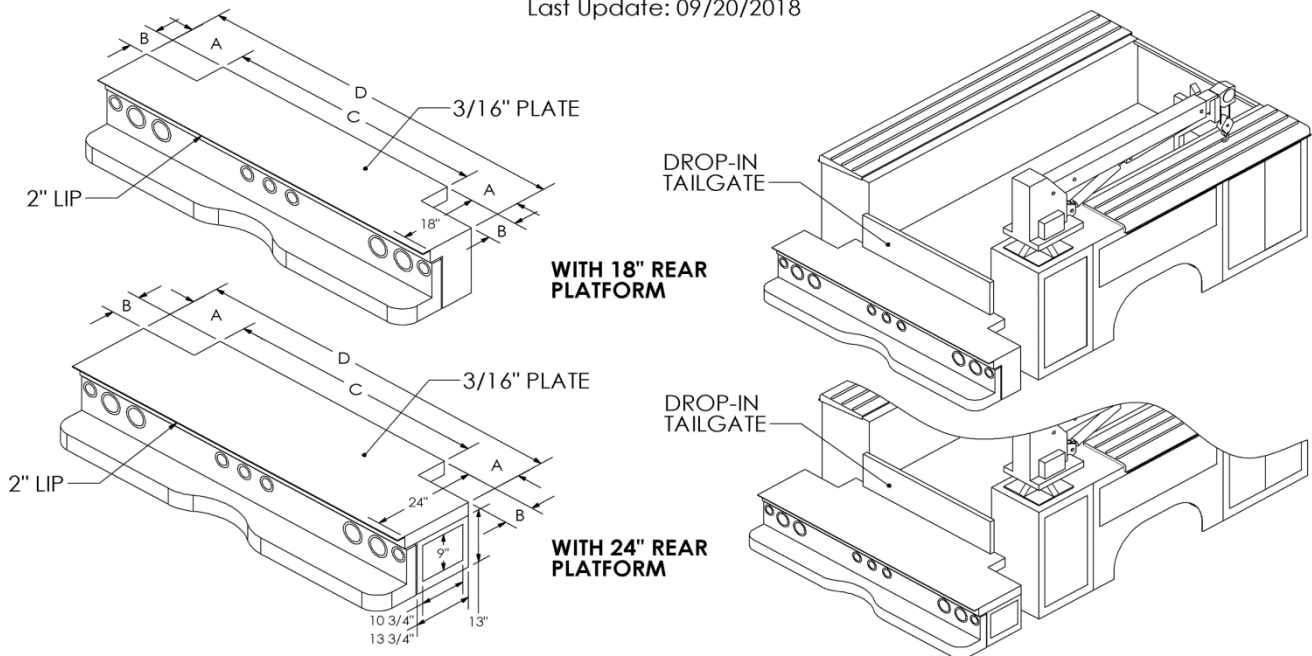


### NOTE:

- 1) DOOR COMPARTMENT DIMENSIONS ARE THE CLEAR DOOR OPENING.
- 2) ALL DIMENSION SHOWN ARE STANDARD.
- 3) BODY WITH REAR PLATFORM OPTION COMES STANDARD WITH A DROP-IN TAILGATE

## FORD CRANEMASTER OPTIONAL REAR PLATFORMS

Last Update: 09/20/2018



	A	B	C	D
F18X96-16-NOTCH	18	7	60	96
F24X96-UB-16-NOTCH	18	7	60	96

Note: All dimensions are in inches.

# CraneMaster

## CRANEMASTER PACKAGE STANDARD EQUIPMENT

- INCLUDES CHOICE OF VENTURO CRANES TO YOUR SPECIFICATION
- CRANE REINFORCEMENT, INTEGRATED INTO BODY IN CURB SIDE REAR COMPARTMENT, TRANSFERS TORSIONAL FORCES FROM LIFTING TO STABILIZER LEG[S] AND BODY COMPARTMENT SUBFRAME
- SINGLE OR DUAL STABILIZER LEGS DEPENDING ON CRANE AND APPLICATION **E.G. 4X4 AND ANY OFF ROAD USE REQUIRES DUAL STABILIZER LEGS**, HARBOR CR1 BOOM REST, AND MOUNT INCLUDES LEAF SPRING[S] ADDED TO TRUCK OR CHASSIS ON CRANE SIDE TO LEVEL BODY

## ALSO INCLUDES THESE HARBOR FEATURES

- **HARBOR CR-3 & CR4** CRANE BODIES COME STANDARD STAINLESS POP-TOP LIDS ON BOTH SIDES OF COMPARTMENTS INCLUDING CRANE SIDE UNLESS ORDERED WITH REINFORCED FLAT TOP OVER THE FIRST COMPARTMENT.
- **CR-3 & CR-4 BODIES** HAVE 8" RECESSED STEP BUMPER FOR SURE FOOTING AS STANDARD EQUIPMENT- ALL PLATFORMS FOR CR3 AND CR4 BODIES ARE OPTIONAL
- **HARBOR CR-5** CRANE BODIES ARE HEAVY-DUTY MANUFACTURED WITH FLAT-TOP LIDS INCLUDING 10 GA. REINFORCEMENT FOR MOUNTING EQUIPMENT LIKE COMPRESSORS AND WELDERS.
- **CR-5 BODIES** HAVE REAR PLATFORM AS STANDARD. THE PLATFORMS ARE NOTCHED TO MOUNT JACKLEGS WITH 2 SIDE COMPARTMENTS.
- STAINLESS STEEL GRAVEL GUARDS FOR CORROSION PROTECTION **(BEST IN INDUSTRY!)**
- GAS SHOCK DOOR STAYS ON ALL VERTICAL DOORS **(BEST IN INDUSTRY!)**
- ARMLESS, SELF SUPPORTING TAILGATE FOR ADDED WORK SPACE (CR3 & CR4 BODIES WITHOUT PLATFORMS)
- FULL 49" FLOOR TO CARRY ALL STANDARD MATERIALS
- TWO (2) GAS SHOCKS ON EACH OPEN LID IF APPLICABLE
- TENSIONED METAL DIVIDERS IN POP-TOP COMPARTMENT MAKE FOR A SNUG FIT AND ARE ADJUSTABLE TO CREATE YOUR OWN STORAGE SYSTEM

## Plus These Industry-First Features by Harbor

- **Exclusive NeXtGen Weather Shield protection to weather your toughest driving conditions** – Our unique design consisting of 2 neoprene door seals, 1-piece compartment backwrapper with integral roll for pop-top lids, waterproof gaskets and self-sealing rivets stops water from leaking in around doors, lids, locks and door hinges.
- **Lock-tight shelving keeps your tools organized even in harsh off-road settings** – Adjustable shelves lock into place preventing tools from dumping. There are no old-fashioned shelf tabs that shear off due to shelf vibration.
- **Best rust and corrosion busters!** – All electro-galvanized sheet metal construction; finest cleaning and phosphate pre-treatment system prior to painting; PPG's finest automotive finish coat; bumpers and racks powder coated for extra durability; piano hinge and pin on cargo bed enclosure door, conduit box door and rear access doors all stainless and rust-proof; all expanded metal parts hot-dip galvanized.
- **Toughest locking devices to protect the tools of your livelihood** – Silky smooth 3-point locking system; automotive quality Harbor locks with water resistant dust covers, double-bit keys, all locking devices attached with all stainless steel rivets to resist unwanted break-ins without special tools; add Harbor's NeXtGen MasterLock option for additional protection and peace of mind.

***CraneMaster***  
***VENTURO CT2003/FB & CT2004/FB***  
***MAST CRANES***

***CRANES NOT REQUIRING A CRANE BODY***

<b>BODIES</b>	<b>DECRPTION</b>	<b>WEIGHT</b>	<b>M.S.R.P.</b>
<b>CT2003/FB</b>	Electric Crane (1,000-2,000 lb. Capacity with Folding Manual Telescopic Boom 3'-5' Boom Length). Surface Mounting Socket that Mounts in Bed Area Included in Package	<b>290 lb.</b>	<b>\$ 6,847</b>
<b>CT2004/FB</b>	Electric Crane (900-1,500 Lb. Capacity with Folding Manual Telescopic Boom 4'-7' Boom Length). Surface Mounting Socket that Mounts in Bed Area Included in Package	<b>320 lb.</b>	<b>\$ 7,126</b>

***Mast Cranes Do Not Require CraneMaster Body if Mounted in Bed Area***

***CT2003/FB MAST CRANE***



***CT2004/FB MAST CRANE***



***DOES NOT REQUIRE A CRANE BODY***

# CraneMaster

## VENTURO ET8K / ET8KX

### CRANE BODY PACKAGE

#### INCLUDES:

- VENTURO ET8K OR ET8KX CRANE
- HARBOR CR3 CRANE BODY WITH STAINLESS POP-TOP LIDS
- OUTRIGGER-SINGLE FOLD-AWAY JACKLEG (VENT 11822-2)
- HARBOR CR1 BOOM REST MOUNTED ON TOP COMPARTMENT.
- MOUNTED WITH EXTRA LEAF SPRING[S] TO LEVEL BODY



### CRANE SPECIFICATIONS & FEATURES

- ET8K MANUAL TELESCOPIC BOOM
- ET8KX POWER EXTENSION TELESCOPIC BOOM

2,700 LB MAXIMUM CAPACITY @ 3' POWER ROTATION - 360° CONTINUOUS

8,000 FT. LB. RATING 12V DC ELECTRIC / HYDRAULIC OPERATION

CAPACITY OVERLOAD SHUT OFF SYSTEM

SWIVEL SNATCH BLOCK WITH SAFETY HOOK

ANTI-TWO BLOCKING MASTER DISCONNECT SWITCH

65 FT OF 7/32" WIRE ROPE WITH SAFETY HOOK

25 FT X #2 GA BATTERY CABLE PLUS 4 FT FROM CRANE TO DISCONNECT SWITCH

20 FT PLUG IN REMOTE CONTROL PENDANT

Application/ Part Number	Application	MSRP
<b>8-FT. BODY FOR 56" CA TRUCKS (SRW &amp; DRW)</b>		
HTCR3-09815/ET8K	for FORD 56" CA SRW	\$27,871
HTCR3-09815/ET8KX	for FORD 56" CA SRW	\$29,680
HTCR3-09823/ET8K	for FORD 56" CA DRW	\$29,755
HTCR3-09823/ET8KX	for FORD 56" CA DRW	\$32,024
<b>9-FT. BODY FOR 60" CA CHASSIS</b>		
HTCR3-10815/ET8K	for FORD 60" CA SRW Chassis	\$29,417
HTCR3-10815/ET8KX	for FORD 60" CA SRW Chassis	\$32,061
HTCR3-10823/ET8K	for FORD 60" CA DRW Chassis	\$29,487
HTCR3-10823/ET8KX	for FORD 60" CA DRW Chassis	\$32,082
<b>11-FT. BODY FOR 84" CA CHASSIS</b>		
HTCR3-13223/ET8K	for FORD 84" CA DRW Chassis	\$31,225
HTCR3-13223/ET8KX	for FORD 84" CA DRW Chassis	\$33,808



# CraneMaster

## VENTURO 12K /12KX

### CRANE BODY PACKAGES

#### Includes:

- VENTURO ET 12K(X) CRANE
- HARBOR CR4 CRANE BODY WITH STAINLESS POP-TOP LIDS
- OUTRIGGER-SINGLE FOLD-AWAY JACKLEG (VENT 11822-2)
- HARBOR CR1 BOOM REST MOUNTED ON TOP COMPARTMENT.
- MOUNTED WITH EXTRA LEAF SPRING[S] TO LEVEL BODY



### CRANE SPECIFICATIONS & FEATURES

3,500 LB MAXIMUM CAPACITY POWER ROTATION - 360° CONTINUOUS

12,000 FT. LB. RATING

12V DC ELECTRIC / HYDRAULIC OPERATION

CAPACITY OVERLOAD SHUT OFF SYSTEM SWIVEL SNATCH BLOCK WITH SAFETY HOOK

ANTI-TWO BLOCKING MASTER DISCONNECT SWITCH

65 FT OF 1/4" WIRE ROPE WITH SAFETY HOOK

25 FT X #2 GA BATTERY CABLE PLUS 4 FT FROM CRANE TO DISCONNECT SWITCH

25-FT PLUG IN REMOTE CONTROL PENDANT

Application/ Part Number	Application	MSRP
<b>8-FT. BODY FOR 56" CA TRUCKS (SRW &amp; DRW)</b>		
HTCR4-09815/ET12K	for FORD 56" CA SRW	\$33,164
HTCR4-09815/ET12KX	for FORD 56"CA SRW	\$34,208
HTCR4-09823/ET12K	for FORD 56"CA DRW	\$34,103
HTCR4-09823/ET12KX	for FORD 56"CA DRW	\$36,782
<b>9-FT. BODY FOR 60" CA CHASSIS</b>		
HTCR4-10815/ET12K	for FORD 60" CA SRW Chassis	\$34,824
HTCR4-10815/ET12KX	for FORD 60" CA SRW Chassis	\$36,420
HTCR4-10823/ET12K	for FORD 60" CA DRW Chassis	\$38,475
HTCR4-10823/ET12KX	for FORD 60" CA DRW Chassis	\$40,876
<b>11-FT. BODY FOR 84" CA CHASSIS</b>		
HTCR4-13223/ET12K	for FORD 84" CA DRW Chassis	\$39,224
HTCR4-13223/ET12KX	for FORD 84" CA DRW Chassis	\$41,675

# CraneMaster

STANDARD EQUIPMENT (INCLUDED) AND SELECTED MOUNTING OPTIONS FOR VENTURO CRANES		56"	60"	84"
Y08 / Y09 / Y11	Painted Harbor White	Y08AWHITE INC	Y09AWHITE INC	Y11AWHITE INC
CR1	Boom Rest	INC	INC	INC
PS01 / PS03	PS01 OR PS03 Stainless Steel Gravel Guards (w/ Stainless Steel Lids)	INC	INC	INC
VEN11822-2	<b>Fold Away Outrigger-</b> Jack Leg on Crane Side.	INC	INC	INC
Z08 / Z09 / Z11	<b>Mounted with Added Chassis Leaf Springs &amp; Venturo 1822-2 Jack Leg, Fold Away</b>	Z08BRL79-08 INC	Z09BRL93-08 INC	Z11BRL93-08 INC
CRANE OPTIONS				MSRP
VEN11822-2	<b>Mandatory Equipment Required if: Lifting Equipment Across the Body on Side Opposite the Crane; Installed On 4x4 Applications; or Any Off-Road Use is Planned. Fold Away Outrigger-</b> Add 2 <sup>nd</sup> Outrigger with Fold Away Jack Leg on Side Opposite Side of Crane. In addition to Existing Single Standard Outrigger.			\$705
VEN18500-CD	<b>Mandatory Equipment Required if: Lifting Equipment Across the Body on Side Opposite the Crane; Installed On 4x4 Applications; or Any Off-Road Use is Planned.</b> Crank Down Outrigger Package-Manal Pullout/Manual Crank Down. Full Width Mounting Tube 3-1/2"x3-1/2"x88", Curbside Pullout (28-1/2: Extension), Street-Side Permanent Mount. Total Spread 126". Vertical Travel of 13-1/2" Pin Adjustment Plus 15-1/2" Crank Adjustment			\$2,247
CR-NOTCH-BMPR (X2)	<b>Notch Bumper for Venturo 18500CD Outrigger.</b>			\$999
VEN8K-RC-NOCORD	Radio Remote Control In Lieu of Standard Corded Remote. Grip Transmitter & Compartment Mounted Receiver. Includes On-Board Diagnostics w/ troubleshooting error code display. <b>(Must be Factory Ordered w/ Crane &amp; May Incur Longer Lead Time)</b>			\$3,120
VEN8K-RC	Add Remote In Addition to Standard Corded Remote. <b>(Must be Factory Ordered w/ Crane &amp; May Incur Longer Lead Time)</b>			\$3,768
VEN17356	<b>Capacity Overload Alarm</b> (Capacity Shut-Off System Standard) <b>(Must be Factory Ordered w/ Crane &amp; May Incur Longer Lead Time)</b>			\$375

BED OPTIONS		MSRP
MBL08CR <sup>1</sup>	<b>Spray-On Bed Liner</b> for CraneMaster – Liner Lines Floor, Bulkhead, Side Wrappers & Tailgate Panel or Rear Platform. For <b>56" CA.</b>	\$1,425
MBL09CR <sup>1</sup>	<b>Spray-On Bed Liner</b> for CraneMaster – Liner Lines Floor, Bulkhead, Side Wrappers & Tailgate Panel or Rear Platform. For <b>60" CA.</b>	\$1,741
MBL11CR <sup>1</sup>	<b>Spray-On Bed Liner</b> for CraneMaster – Liner Lines Floor, Bulkhead, Side Wrappers & Tailgate Panel or Rear Platform. For <b>84" CA.</b>	\$1,892
MTIE2K (x4)	(4) Tie Downs 2000 lb. Installed in Corners of Bed Area	\$788
MVISE-BUMPER	<b>Vise Bracket-"Drop In"</b> on Bumper (Specify Street Side or Curb Side)	\$864
MVISE-PLTFRM	<b>Vise Bracket Plate, Socket and Square Tube Insert</b> In Rear Platform. Vise Can Drop into Socket Tube like a Receiver. <b>(Applies to F24" Platforms Only. Insufficient Room to Mount on F18" Platform.)</b>	\$869
F18X96-16-NOTCHED <sup>2</sup>	<b>Rear Platform</b> 18" Deep 3/16" Plate Smooth. Platform Standard Rear Bumper with 8" Step. <b>(9-ft. &amp; 11-ft. DRW Bodies Only)</b>	\$2,220
F24X96-UB-16-NOTCHED	<b>Rear Platform</b> 24" Deep 3/16" Smooth Plate Platform With Two (2) Under Deck Boxes, One Each Side, Standard Recessed Bumper with 8" Step. For CR3 and CR4 Bodies Only. Platforms Notched on Each Side for Outriggers. <b>(9-ft. &amp; 11-ft. DRW Bodies Only)</b>	\$4,487
F98	<b>Reinforce Floor Behind Bulkhead</b> to Mount up to 750 lb. of additional Machinery, Equipment or Fluid Tanks	\$728
FVNOTCH	<b>Add 3" V-Notch in Rear Platform</b> Working Surface to Hold Pipe	\$549

# CraneMaster

BED OPTIONS (CONTINUE)		MSRP
MREC-IV <sup>3</sup>	<b>Class IV Receiver 10,000 lb. Rating</b> – 2" Tube; A-Braced to Frame (10,000 lb. Gross Trailer Wt., 1,000 lb. Tongue Wt.)	\$619
MREC-V <sup>3</sup>	<b>Class V Receiver 15,000 lb. Rating</b> – 2 ½" Tube; A-Braced to Frame. Includes 2" Insert. (15,000 lb. Gross Trailer Wt., 1,500 lb. Tongue Wt.) – for <b>60" CA</b> and <b>84" CA</b> Chassis Only.	\$768
MREC-VI <sup>3</sup>	<b>Class VI Receiver 20,000 lb. Rating</b> – 2 ½" Tube; A-Braced to Frame. Includes 2" Insert. (20,000 lb. Gross Trailer Wt., 2,000 lb. Tongue Wt.) – for <b>60" CA</b> and <b>84" CA</b> Chassis Only.	\$862
M7PRONG	Standard 7-Prong Trailer Connector	\$219
M7/4PRONG	Standard 7/4-Prong Trailer Connector	\$319
MHITCH01	<b>Kerin K200 Multi-Hitch</b> with K750 Adaptor Plate. Requires MREC-IV or MREC-V.	\$317
ELECTRICAL OPTIONS		
MLSP01	<b>(2) Aux LED Work Lights</b> 1,500 to 2,000 Lumen Lights Mounted on Rear End Panel	\$967
MINVTR	<b>Inverter w/ 115 Volt Outlet on Inverter</b> Wagan Inverter 3000 Watts Continuous True Weighted Power (6,000 Watts Peak Surge Power. 115 Volts) or Equivalent. Standard Mount Horizontal on Driver's Side Compartment.	\$1,991
MGFI	<b>Additional GFI Outlet</b> Must be Wired to Inverter <b>(Requires MINVTR)</b>	\$372
MALARM	<b>Back-Up Alarm</b> (Preco 380P or Equivalent)	\$392
<sup>1</sup> Must Be Ordered at Time of Manufacture. If Ordered After Delivery, There Will be a Retro-Fit Charge <sup>2</sup> Due to Notching, Insufficient Room for Under-Bed Compartments <sup>3</sup> Reference Vehicle GCWR for Specific Vehicle Weight Limitation		

COMPARTMENT OPTIONS		MSRP
CRB15	<b>Single Raised Front Compartment w/ Bottle Brackets &amp; Rings</b> (Specify Side of Body). Compartment Height is 63" Maximum Bottle Size For 63" Compartment: Oxygen 55" HT x 9-1/2" Diameter. Acetylene 36-3/4" HT x 8-1/4" Diameter Includes Louvered Panel for Ventilation <b>For SRW Bodies Only</b>	\$2,340
CRB23	<b>Single Raised Front Compartment w/ Bottle Brackets &amp; Rings</b> (Specify Side of Body). Compartment Height is 63" Maximum Bottle Size For 63" Compartment: Oxygen 55" HT x 9-1/2" Diameter. Acetylene 36-3/4" HT x 8-1/4" Diameter Includes Louvered Panel for Ventilation <b>For DRW Bodies Only</b>	\$2,640
CRS15	<b>Single Raised Front Compartment w/ (2) Adjustable Shelves.</b> (Specify Side of Body) – <b>SRW Bodies Only</b>	\$1,724
CRS23	<b>Single Raised Front Compartment w/ (2) Adjustable Shelves.</b> (Specify Side of Body) – <b>DRW Bodies Only</b>	\$1,970
MHOOK	<b>Stationary Hook</b> for Hoses etc. Mounted in Raised Compartment	\$71 EA
MHOOKSWIVEL	<b>Swivel Hook</b> Can Swivel Flat Against Compartment Side.	\$81 EA
C01	<b>Cut Out in Rear Panel of Raised Front Compartment</b> to Mount Equipment like Welder Behind Bulkhead	\$581
SSF34X(15/23)	<b>FIXED SHELF</b> for Front Compartment 34" wide.	\$316 EA
C26	Reinforce Top of First Compartment Opposite Crane for Bolting On Additional Equipment (e.g. Compressors). Not Available with Raised Compartment. Flat Top Reinforced w/ 10 Ga. Plate.	\$541



# CraneMaster

## BACKUP CAMERAS

10,000 LB GVWR AND UNDER (**MUST CHOOSE ONE**)

10,001 LB GVWR AND OVER (OPTIONAL)

**BACKUP CAMERAS ARE REQUIRE BY FMVSS 111 ON ALL TRUCKS 10,000 GVWR OR UNDER MANUFACTURED 5-1-2018 OR LATER**

<b>MBCK-UP-CAM-LB1</b>	For Pickup Bed Delete or Chassis Cab <b>WITH</b> Backup Camera Ready, and Factory Supplied Camera and Harness.	<b>\$191</b>
<b>MBCK-UP-FD-872R <sup>1</sup></b>	For Pickup Bed Removal (Factory Camera Can Not Be Reused).	<b>\$327</b>
<b>MBCK-UP-FD-872D <sup>1</sup></b>	For Pickup Bed Delete or Chassis Cab <b>ONLY WITH</b> Backup Camera Ready (No Camera and Harness Supplied).	<b>\$327</b>
<b>MBCK-UP-CAM-FORD1 <sup>1</sup></b>	For Pickup Bed Delete or Chassis Cab <b>WITHOUT</b> Backup Camera Ready, and Factory Supplied Camera and Harness, <b>BUT</b> Has Factory Monitor in Dash or in Rearview Mirror.	<b>\$610</b>
<b>MBCK-UP <sup>2</sup></b>	For Pickup Bed Delete or Chassis Cab <b>WITHOUT</b> Backup Camera Ready, Factory Supplied Camera and Harness, nor Factory Monitor in Dash or in Rearview Mirror.	<b>\$662</b>

<sup>1</sup> Aftermarket Camera Selected by Harbor Based On Capability of Meeting FMVSS Will Be Used.

<sup>2</sup> Aftermarket Camera and Monitor Selected by Harbor Based On Capability of Meeting FMVSS. Monitor Will Be Mounted Near Top Center of Dash.

## MECHANICS DRAWER PACKAGES

**FOR REGULAR & RAISED FRONT COMPARTMENTS:**

<b>S-MD-5PAK-15</b>	Mechanics Drawer Pack (5) Roll-Out Drawers Manufactured by Harbor. Four (4) 3" and One (1) 4" Drawers 12" Deep. 250 lb. Capacity. Removable Dividers. Built Specifically for the 1 <sup>st</sup> Compartment of <b>8-ft. &amp; 9-ft. SRW 40", 41", or with CRS15 High Bodies Only</b> . This Price Per Drawer of \$446 Compares to the Average Standard Price of \$500 Per Individual Drawer. Save \$270 MSRP by Purchasing 5 Drawer Pack. (Recommend Fix Shelf Option SSF34X15 Above Drawer Pack for CRS15 High Bodies)	<b>\$2,841</b>
<b>S-MD-5PAK-23.5</b>	Mechanics Drawer Pack (5) Roll-Out Drawers Manufactured by Harbor. Four (4) 3" and One (1) 4" Drawers 19" Deep. 250 lb. Capacity. Removable Dividers. Built Specifically for the 1 <sup>st</sup> Compartment of <b>8-ft., 9-ft., &amp; 11-ft. DRW 40", 41" or with CRS23 High Bodies Only</b> . This Price Per Drawer of \$446 Compares to the Average Standard Price of \$500 Per Individual Drawer. Save \$270 MSRP by Purchasing 5 Drawer Pack. (Recommend Fix Shelf Option SSF34X23 Above Drawer Pack for CRS23 High Bodies)	<b>\$2,841</b>
<b>S-MD-6PAK-23.5</b>	Mechanics Drawer Pack (6) Roll-Out Drawers Manufactured by Harbor. Two (2) 3", Two (2) 4" and Two (2) 5" Drawers. The 3" and 4" Drawers are 19" Deep, and The 5" Drawers are 16" Deep. All 250 lb. Capacity with Removable Dividers. Built Specifically for the 1 <sup>st</sup> Compartment of <b>8-ft., 9-ft., &amp; 11-ft. DRW 40", 41" or with CRS23 High Bodies Only</b> . This Price Per Drawer of \$446 Compares to the Average Standard Price of \$507 Per Individual Drawer. Save \$364 MSRP by Purchasing 6 Drawer Pack. (Recommend Fix Shelf Option SSF34X23 Above Drawer Pack for CRS23 High Bodies)	<b>\$3,324</b>
<b>S-MD-7PAK-23.5</b>	Mechanics Drawer Pack (7) Roll-Out Drawers Manufactured by Harbor. Four (4) 3", One (1) 4" and Two (2) 5" Drawers. The 3" and 4" Drawers are 19" Deep, and The 5" Drawers are 16" Deep. All 250 lb. Capacity with Removable Dividers. Built Specifically for the 1 <sup>st</sup> Compartment of <b>8-ft., 9-ft., &amp; 11-ft. DRW 40", 41" or with CRS23 High Bodies Only</b> . This Price Per Drawer of \$446 Compares to the Average Standard Price of \$506 Per Individual Drawer. Save \$418 MSRP by Purchasing 7 Drawer Pack. (Recommend Fix Shelf Option SSF34X23 Above Drawer Pack for CRS23 High Bodies)	<b>\$3,788</b>

**FOR RAISED FRONT COMPARTMENTS ONLY:**

<b>S-MD-9PAK-23.5</b>	Mechanics Drawer Pack (9) Roll-Out Drawers Manufactured by Harbor. Four (4) 3" and Five (5) 5" Drawers. The 3" and Top Two (2) 5" Drawers are 19" Deep, and The Bottom Three (3) 5" Drawers are 16" Deep. All 250 lb. Capacity with Removable Dividers. Built Specifically for the 1 <sup>st</sup> Compartment of <b>8-ft., 9-ft., &amp; 11-ft. DRW with CRS23 High Bodies Only</b> . This Price Per Drawer of \$446 Compares to the Average Standard Price of \$512 Per Individual Drawer. Save \$586 MSRP by Purchasing 9 Drawer Pack. (Recommend Fix Shelf Option SSF34X23 Above Drawer Pack for CRS23 High Bodies)	<b>\$4,873</b>
-----------------------	--	----------------

# Mechanics Master Crane Bodies

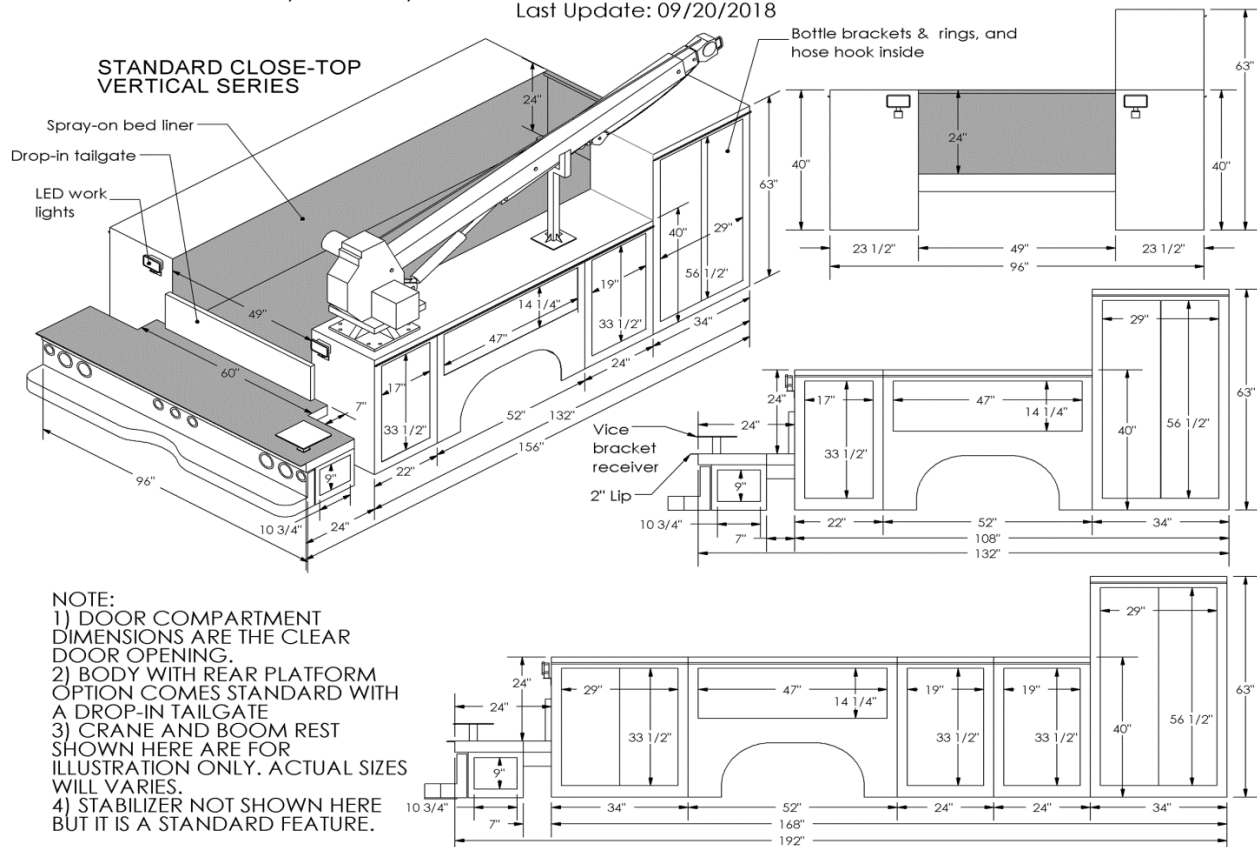
**For F350-F550 60"-108" Cab-to-Axle (CA)**

**11-ft. Mechanics Master Body w/ Optional 18" Rear End Platform and "V" Groove, Front Raised Compartment, Full Bedliner (including Rear Platform) and Class IV Receiver are Standard.**  
**See "Crane Body Package" below for a Full Description of Standard Features**



## FORD 9-FT, 11-FT, & 14-FT MECHANICS MASTER DIMENSIONS

Last Update: 09/20/2018



# ***Mechanics Master Crane Bodies***

## ***For F350-F550 60"-108" Cab-to-Axle (CA)***

### **HTCR5 MECHANICS MASTER CRANE BODY STANDARD EQUIPMENT**

- INCLUDES CHOICE OF VENTURO CRANES TO YOUR SPECIFICATION
- CRANE REINFORCEMENT IS INTEGRATED INTO BODY IN CURB SIDE REAR COMPARTMENT. TRANSFERS TORSIONAL FORCES FROM LIFTING TO STABILIZER LEG[S] AND BODY COMPARTMENT SUBFRAME
- INCLUDES DUAL STABILIZER LEGS, HARBOR CR1 BOOM REST, AND MOUNT INCLUDING LEAF SPRING[S] ADDED TO TRUCK OR CHASSIS ON CRANE SIDE TO LEVEL BODY

### **MECHANICS MASTER CR5 CRANE BODIES**

- MECHANICS MASTER CRANE BODIES ARE MANUFACTURED WITH FLAT-TOP LIDS INCLUDING 10 GA. REINFORCEMENT FOR MOUNTING EQUIPMENT LIKE COMPRESSORS AND WELDERS.
- 24" REAR PLATFORMS MADE OF 3/16" SMOOTH PLATE ARE STANDARD. THE PLATFORMS ARE NOTCHED TO MOUNT JACKLEGS AND INCLUDE A 2" OVERHANG FOR CLAMPING MATERIALS. (AND OPTIONAL 18" PLATFORM IS AVAILABLE FOR A CREDIT.)
- RAISED VENTED FRONT COMPARTMENT CURB SIDE WITH BOTTLE BRACKETS & RINGS FOR WELDING BOTTLES AND HOOK FOR HOSES.
- SPRAY-ON BED LINER COVERS ENTIRE BED AND PLATFORM AREA.
- (4) 2,000LB. TIE DOWNS, ONE ON EACH CORNER OF BED.
- (2) LED WORK LIGHTS MOUNTED ON REAR END PANEL
- VISE BRACKET RECEIVER INCLUDING DROP-IN TUBE AND PLATE FOR MOUNTING VISE ON DECK OF REAR PLATFORM.

### **ALSO INCLUDES THESE HARBOR FEATURES**

- STAINLESS STEEL GRAVEL GUARDS FOR CORROSION PROTECTION (**BEST IN INDUSTRY!**)
- GAS SHOCK DOOR STAYS ON ALL VERTICAL DOORS (**BEST IN INDUSTRY!**)
- FULL 49" FLOOR TO CARRY ALL STANDARD MATERIALS
- TWO (2) GAS SHOCKS ON EACH OPEN LID IF APPLICABLE
- TENSIONED METAL DIVIDERS IN POP-TOP COMPARTMENT MAKE FOR A SNUG FIT AND ARE ADJUSTABLE TO CREATE YOUR OWN STORAGE SYSTEM

### **Plus These Industry-First Features by Harbor**

- **Exclusive NeXtGen Weather Shield protection to weather your toughest driving conditions** – Our unique design consisting of 2 neoprene door seals, 1-piece compartment backwrapper with integral roll for pop-top lids, waterproof gaskets and self-sealing rivets stops water from leaking in around doors, lids, locks and door hinges.
- **Lock-tight shelving keeps your tools organized even in harsh off-road settings** – Adjustable shelves lock into place preventing tools from dumping. There are no old-fashioned shelf tabs that shear off due to shelf vibration.
- **Best rust and corrosion busters!** – All electro-galvanized sheet metal construction; finest cleaning and phosphate pre-treatment system prior to painting; PPG's finest automotive finish coat; bumpers and racks powder coated for extra durability; piano hinge and pin on cargo bed enclosure door, conduit box door and rear access doors all stainless and rust-proof; all expanded metal parts hot-dip galvanized.
- **Toughest locking devices to protect the tools of your livelihood** – Silky smooth 3-point locking system; automotive quality Harbor locks with water resistant dust covers, double-bit keys, all locking devices attached with all stainless steel rivets to resist unwanted break-ins without special tools; add Harbor's NeXtGen MasterLock option for additional protection and peace of mind.

# ***Mechanics Master Crane Bodies***

***For F350-F550 60"-108" Cab-to-Axle (CA)***

## ***VENTURO 18KX***

### **CRANE BODY PACKAGES**

#### **Includes:**

- **VENTURO ET 18KX CRANE**
  - **OUTRIGGER PACKAGE-MANUAL PULL OUT, MANUAL CRANK DOWN, FULL WIDTH TUBE STABILIZER PACKAGE (VENTURO 24962-CD) FULL WIDTH MOUNTING TUBE 6"x4"x81", TWO PULLOUTS (36" CURB SIDE 12" STREET SIDE) TOTAL SPREAD OF 142", RETRACTED 94", VERTICAL TRAVEL OF 13 ½" PIN ADJUSTMENT PLUS 12" CRANK ADJUSTMENT.**
- **HARBOR CR5 CRANE BODY W/THESE STANDARD FEATURES:**
  - **10 GA. REINFORCED CLOSED TOPS BOTH SIDES FOR MOUNTING EQUIPMENT LIKE COMPRESSORS**
  - **REAR WORK PLATFORMED USING 3/16"-INCH. SMOOTH PLATE STEEL, 3" OVERHANG FOR CLAMPING MATERIALS TO WORK SURFACE, NOTCHED FOR DUAL OUTRIGGERS. INCLUDES VISE PEDASTAL & "DROP IN" TUBE ON WORK SURFACE AND (2) UNDER DECK STORAGE BOXES ONE ON EACH SIDE (NOT "THRU" BOXES) 8" RECESSED DOCK BUMPER**
  - **HARBOR CR1 BOOM REST**
  - **RAISED FRONT COMPARTMENT OPPOSITE CRANE VENTED W/ BOTTLE BRACKETS & RINGS, HOSE HOOK COMPARTMENT HEIGHT IS 63" MAXIMUM BOTTLE SIZE FOR 63" COMPARTMENT:**

<u>OXYGEN</u>	<u>55" HT x 9-1/2" DIAMETER</u>
<u>ACETYLENE</u>	<u>36-3/4" HT x 8-1/4" DIAMETER</u>
  - **INCLUDES LOUVERED PANEL FOR VENTILATION**
  - **SPRAY-ON BED LINER ON BED AND PLATFORM AND (4) 2000 LB. TIE DOWNS, ONE IN EACH CORNER**
  - **(2) LED WORK LIGHTS MOUNTED ON REAR OF BODY**
  - **VICE BRACKET W/ DROP-IN HOLDER ON BUMPER FOR STORAGE AND SECOND "DROP IN" ON DECK FOR WORK UTILIZATION.**
  - **BACK-UP ALARM**
  - **MOUNTED WITH EXTRA LEAF SPRING[S] TO LEVEL BODY**



### **CRANE SPECIFICATIONS & FEATURES**

**4,500 LB MAXIMUM CAPACITY POWER ROTATION - 360° CONTINUOUS**

**18,000 FT. LB. RATING**

**12V DC ELECTRIC / HYDRAULIC OPERATION**

**CAPACITY OVERLOAD SHUT OFF SYSTEM, SWIVEL SNATCH BLOCK WITH SAFETY HOOK**

**ANTI-TWO BLOCKING, MASTER DISCONNECT SWITCH**

**80 FT OF 5/16" AIRCRAFT QUALITY WIRE ROPE WITH SAFETY HOOK**

**25 FT X #2 GA BATTERY CABLE PLUS 4 FT FROM CRANE TO DISCONNECT SWITCH**

**25 FT PLUG IN REMOTE CONTROL PENDANT**



# Mechanics Master Crane Bodies

## For F350-F550 60"-108" Cab-to-Axle (CA)

Application/ Part Number		Application	MSRP		
9-FT. BODY FOR 60" CA CHASSIS					
HTCR5-10823/ET18KX for FORD 60" CA DRW Chassis			\$61,116		
11-FT. BODY FOR 84" CA CHASSIS					
HTCR5-13223/ET18KX for FORD 84" CA DRW Chassis			\$59,165		
14-FT. BODY FOR 108" CA CHASSIS					
HTCR5-16823/ET18KX for FORD 108" CA DRW Chassis			\$68,249		
STANDARD EQUIPMENT (INCLUDED) AND SELECTED MOUNTING OPTIONS					
Y09 / Y11 / Y14	Painted Harbor White	Y09AWHITE	Y11AWHITE	Y14AWHITE	
Z09 / Z11 / Z14	Mounted with Added Chassis Leaf Springs & Ventura 23960-2 Jack Leg, Fold Away	Z09BRL93-08	Z11BRL93-08	Z14BRL9308	
PS03	PS03 Stainless Steel Gravel Guards (w/ Stainless Steel Lids)	N/A	INC	INC	
F24X96-UB-16-NOTCHED	Rear Platform 24" Deep 3/16" Smooth Plate Platform w/ Two (2) Under Deck Boxes, Notched for Outriggers.	INC	INC	INC	
MBL09CR/MBL11CR / MBL14CR	Spray-On Bed Liner-- Liner Lines Floor, Bulkhead, Side Wrappers & Tailgate Panel or Rear Platform.	INC	INC	N/A	
MREC-V/ M7PRONG	Class V Receiver-15,000 lb. Rating –w/ 2" Insert. Includes Standard 7 Prong Trailer Connector. (M7PRONG)	INC	INC	INC	
(4) MTIE2K	(4) Tie Downs 2000 lb. Installed in Corners	INC	INC	INC	
MLSP01	(2) Aux LED Work Lights on Rear End Panel	INC	INC	INC	
MVISE-PLTFRM (F24" Only)	Vise Bracket Plate, Socket and Square Tube Insert In Rear Platform. Vise Can Drop into Socket Tube like a Receiver.	N/A	INC	INC	
MALARM	Back-Up Alarm (Preco 380P or Equivalent)	INC	INC	INC	
CR1	Boom Rest	INC	INC	INC	
CRB23	Raised Front Compartment w/ Bottle Brackets & Rings	INC	INC	INC	
CTR1(____)	Reinforce Tops of All Compartments Opposite Crane for Bolting On Additional Equipment	CTR1-108-23 INC	CTR1-132-23 INC	CTR1-168-23 INC	
VEN24962-CD	Manual Pullouts, Manual Crank Down. Full Width.	INC	INC	INC	
CRANE OPTIONS					
VEN24962-PHE	Outrigger Upgrade In Lieu of VEN24962-CD. Package Includes Manual Pullouts, Hydraulic Down w/ 2 Way Control Valve, and Electric/Hydraulic Pump and Hoses. Full Width Mounting Tube 6" x 4" x 81", Two Pullouts (36" Curb Side 12" Street Side) Total Spread of 143", Retracted 95", Vertical Travel of 20".	\$5,141			
VEN8K-RC-NOCORD	Radio Remote Control In Lieu of Standard Corded Remote. Grip Transmitter & Compartment Mounted Receiver. Includes On-Board Diagnostics w/ Troubleshooting Error Code Display. (Must be Factory Ordered w/ Crane & May Incur Longer Lead Time)	\$2,937			
VEN8K-RC	Add Remote In Addition to Standard Corded Remote	\$3,275			
VEN17356	Capacity Overload Alarm (Capacity Shut-Off System Standard) (Must be Factory Ordered w/ Crane & May Incur Longer Lead Time)	\$391			

# ***Mechanics Master Crane Bodies***

***For F350-F550 60"-108" Cab-to-Axle (CA)***

## ***VENTURO 25KX***

### **CRANE BODY PACKAGES**

#### **Includes:**

- **VENTURO ET 25KX CRANE MOUNTED CURB SIDE**
  - **OUTRIGGER PACKAGE-MANUAL PULL OUT, MANUAL CRANK DOWN, FULL WIDTH TUBE STABILIZER PACKAGE (VENTURO 24962-CD) FULL WIDTH MOUNTING TUBE 6"x4"x81", TWO PULLOUTS (36" CURB SIDE 12" STREET SIDE) TOTAL SPREAD OF 142", RETRACTED 94", VERTICAL TRAVEL OF 13 ½" PIN ADJUSTMENT PLUS 12" CRANK ADJUSTMENT.**
- **HARBOR CR5 CRANE BODY W/THESE STANDARD FEATURES:**
  - **10 GA. REINFORCED CLOSED TOPS BOTH SIDES FOR MOUNTING EQUIPMENT LIKE COMPRESSORS**
  - **REAR WORK PLATFORMED USING 3/16"-INCH. SMOOTH PLATE STEEL, 3" OVERHANG FOR CLAMPING MATERIALS TO WORK SURFACE, NOTCHED FOR DUAL OUTRIGGERS. INCLUDES VISE PEDASTAL & "DROP IN" TUBE RECEIVER ON WORK SURFACE AND (2) UNDER DECK STORAGE BOXES ONE ON EACH SIDE (NOT "THRU" BOXES) 8" RECESSED DOCK BUMPER**
  - **HARBOR CR1 BOOM REST**
  - **RAISED FRONT COMPARTMENT OPPOSITE CRANE VENTED W/ BOTTLE BRACKETS & RINGS, HOSE HOOK COMPARTMENT HEIGHT IS 63" MAXIMUM BOTTLE SIZE FOR 63" COMPARTMENT:**
    - OXYGEN 55" HT x 9-1/2" DIAMETER**
    - ACETYLENE 36-3/4" HT x 8-1/4" DIAMETER**
  - **INCLUDES LOUVERED PANEL FOR VENTILATION**
  - **SPRAY-ON BEDLINER ON BED AND PLATFORM AND (4) 2000 LB. TIE DOWNS, ONE IN EACH CORNER**
  - **(2) LED WORK LIGHTS MOUNTED ON REAR OF BODY**
  - **VICE BRACKET W/ DROP-IN HOLDER ON BUMPER FOR STORAGE AND SECOND "DROP IN" ON DECK FOR WORK UTILIZATION.**
  - **BACK-UP ALARM**
  - **MOUNTED WITH EXTRA LEAF SPRING[S] TO LEVEL BODY**



### **CRANE SPECIFICATIONS & FEATURES**

**5,000 LB MAXIMUM CAPACITY POWER ROTATION - 360° CONTINUOUS**

**25,000 FT. LB. RATING**

**12V DC ELECTRIC / HYDRAULIC OPERATION**

**CAPACITY OVERLOAD SHUT OFF SYSTEM SWIVEL SNATCH BLOCK WITH SAFETY HOOK**

**ANTI-TWO BLOCKING MASTER DISCONNECT SWITCH**

**80 FT OF 5/16" AIRCRAFT QUALITY WIRE ROPE WITH SAFETY HOOK**

**25 FT X #2 GA BATTERY CABLE PLUS 4 FT FROM CRANE**

**TO DISCONNECT SWITCH**

**20 FT PLUG IN REMOTE CONTROL PENDANT**

# Mechanics Master Crane Bodies

## For F350-F550 60"-108" Cab-to-Axle (CA)

Application/ Part Number		Application	MSRP		
9-FT. BODY FOR 60" CA CHASSIS					
HTCR5-10823/ET25KX for FORD 60" CA DRW Chassis			\$64,102		
11-FT. BODY FOR 84" CA CHASSIS					
HTCR5-13223/ET25KX for FORD 84" CA DRW Chassis			\$66,108		
14-FT. BODY FOR 108" CA CHASSIS					
HTCR5-16823/ET25KX for FORD 108" CA DRW Chassis			\$75,128		
STANDARD EQUIPMENT (INCLUDED) AND SELECTED MOUNTING OPTIONS					
Y09 / Y11 / Y14	Painted Harbor White	Y09AWHITE	Y11AWHITE	Y14WHITE	
Z09 / Z11 / Z14	Mounted with Added Chassis Leaf Springs & Venturo 23960-2 Jack Leg, Fold Away	Z09BRL93-08	Z11BRL93-08	Z14BRL93-08	
PS03	PS03 Stainless Steel Gravel Guards (w/ Stainless Steel Lids)	INC	INC	INC	
F24X96-UB-16-NOTCHED	Rear Platform 24" Deep 3/16" Smooth Plate Platform w/ Two (2) Under Deck Boxes, Notched for Outriggers.	INC	INC	INC	
MBL09CR/ MBL11CR/ MBL14CR	Spray-On Bed Liner-- Liner Lines Floor, Bulkhead, Side Wrappers & Tailgate Panel or Rear Platform.	INC	INC	INC	
MREC-V / M7PRONG	Class V Receiver-15,000 lb. Rating –w/ 2" Insert. Includes Standard 7 Prong Trailer Connector. (M7PRONG)	INC	INC	INC	
(4) MTIE2K	(4) Tie Downs 2000 lb. Installed in Corners	INC	INC	INC	
MLSP01	(2) Aux LED Work Lights on Rear End Panel	INC	INC	INC	
MVISE-PLTFRM (F24" Only)	Vise Bracket Plate, Socket and Square Tube Insert In Rear Platform. Vise Can Drop into Socket Tube like a Receiver.	INC	INC	INC	
MALARM	Back-Up Alarm (Preco 380P or Equivalent)	INC	INC	INC	
CR1	Boom Rest	INC	INC	INC	
CRB23	Raised Front Compartment Curb Side w/ Bottle Brackets & Rings	INC	INC	INC	
CTR1(____)	Reinforce Tops of All Compartments Opposite Crane for Bolting On Additional Equipment	CTR1-108-23 INC	CTR1-132-23 INC	CTR1-168-23 INC	
VEN24962-CD	Manual Pullouts, manual crank down. Full Width.	INC	INC	INC	
CRANE OPTIONS					
VEN24962-PHE	Outrigger Upgrade In Lieu of VEN24962-CD. Package Includes Manual Pullouts, Hydraulic Down with 2 Way Control Valve, and Electric/Hydraulic Pump and Hoses. Full Width Mounting Tube 6" x 4" x 81", Two Pullouts (36" Curb Side 12" Street Side) Total Spread of 143", Retracted 95", Vertical Travel of 20".			\$5,248	
VEN8K-RC-NOCORD	Radio Remote Control In Lieu of Standard Corded Remote. Grip Transmitter & Compartment Mounted Receiver. Includes On-Board Diagnostics w/ troubleshooting error code display. (Must be Factory Ordered w/ Crane & May Incur Longer Lead Time)			\$2,781	
VEN8K-RC	Add Remote In Addition to Standard Corded Remote.			\$3,367	
BED OPTIONS					
MVISE-BUMPER	Vise Bracket—"Drop In" on Bumper. (Specify Street Side or Curb Side)			N/A	
FVNOTCH	Add 3" V-Notch in Rear Platform Working Surface to Hold Pipe			\$550	

# Mechanics Master Crane Bodies

## For F350-F550 60"-108" Cab-to-Axle (CA)

ADDITIONAL BED OPTIONS		MSRP
<b>F18X96-16-NOTCHED</b> <u>(IN LIEU OF 24" PLATFORM)</u>	<b>Rear Platform</b> 18" Deep 3/16" Smooth. Includes 2" Overhang on Platform for Clamping Materials to Work Surface. Recessed Standard Rear Bumper with 8" Step. Platform Notched on Each Side for Outriggers. <b>Due to Notching, Insufficient Room for Under-Bed Compartments.</b>	<b>-\$872</b>
<b>MHITCH01</b>	<b>Kerin K200 Multi-Hitch</b> with K750 Adaptor Plate. Requires MREV-IV or MREC-V.	<b>\$316</b>
COMPARTMENT OPTIONS		
<b>CRB23</b>	<b>Single Raised Front Compartment w/ Bottle Brackets &amp; Rings</b> (Specify Side of Body). Vented Compartment Height is 63" Maximum Bottle Size For 63" Compartment: Oxygen 55" HT x 9-1/2" Diameter. Acetylene 36-3/4" HT x 8-1/4" Diameter Includes Louvered Panel for Ventilation	<b>\$2,781</b>
<b>CRS23</b>	<b>Single Raised Front Compartment w/ (2) Adjustable Shelves.</b> (Specify Side of Body)	<b>\$1,928</b>
<b>MHOOK</b>	<b>Stationary Hook</b> for Hoses etc. Mounted in Raised Compartment	<b>\$81 EA</b>
<b>MHOOKSWIVEL</b>	<b>Swivel Hook</b> Can Swivel Flat Against Compartment Side.	<b>\$81 EA</b>
<b>SSF34X23</b>	<b>FIXED SHELF</b> for Front Compartment 34" wide.	<b>\$316 EA</b>
<b>C01</b>	<b>Cut Out in Rear Panel of Raised Front Compartment</b> to Mount Equipment like Welder Behind Bulkhead	<b>\$507</b>
ELECTRICAL OPTIONS		
<b>MINVTR</b>	<b>Inverter w/ 115 Volt Outlet on Inverter</b> Wagan Inverter 3000 Watts Continuous True Weighted Power (6,000 Watts Peak Surge Power. 115 Volts) or Equivalent. Standard Mount Horizontal on Driver's Side Compartment.	<b>\$2,108</b>
<b>MGFI</b>	<b>Additional GFI Outlet</b> Must be Wired to Inverter <b>(Requires MINVTR)</b>	<b>\$328</b>
BACKUP CAMERAS		
10,001 LB GVWR AND OVER (OPTIONAL)		
<b>ALL STANDARD MECHANICS MASTERS ARE OVER 10,000 LB GVWR, BACKUP CAMERAS ARE OPTIONAL</b>		
<b>MBCK-UP-CAM-LB1</b>	For Chassis Cab <b>WITH</b> Backup Camera Ready, and Factory Supplied Camera and Harness.	<b>\$188</b>
<b>MBCK-UP-FD-872D <sup>1</sup></b>	For Chassis Cab <b>ONLY WITH</b> Backup Camera Ready (No Camera and Harness Supplied).	<b>\$328</b>
<b>MBCK-UP-CAM-FORD1 <sup>1</sup></b>	For Chassis Cab <b>WITHOUT</b> Backup Camera Ready, and Factory Supplied Camera and Harness, <b>BUT</b> Has Factory Monitor in Dash or in Rearview Mirror.	<b>\$587</b>
<b>MBCK-UP <sup>2</sup></b>	For Chassis Cab <b>WITHOUT</b> Backup Camera Ready, Factory Supplied Camera and Harness, nor Factory Monitor in Dash or in Rearview Mirror.	<b>\$728</b>
<sup>1</sup> Aftermarket Camera Selected by Harbor Based On Capability of Meeting FMVSS Will Be Used.		
<sup>2</sup> Aftermarket Camera and Monitor Selected by Harbor Based On Capability of Meeting FMVSS. Monitor Will Be Mounted Near Top Center of Dash.		



# Mechanics Master Crane Bodies

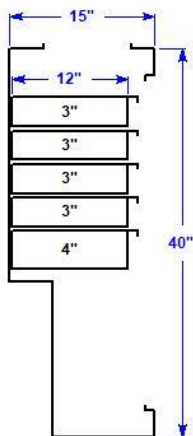
**For F350-F550 60"-108" Cab-to-Axle (CA)**

## MECHANICS DRAWER PACKAGES

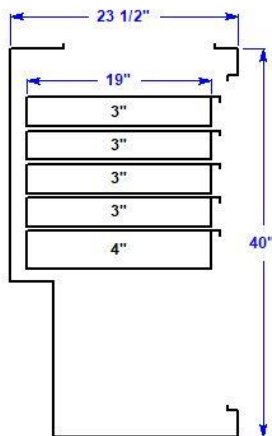
### FOR REGULAR & RAISED FRONT COMPARTMENTS:

<b>S-MD-5PAK-23.5</b>	Mechanics Drawer Pack (5) Roll-Out Drawers Manufactured by Harbor. Four (4) 3" and One (1) 4" Drawers 19" Deep. 250 lb. Capacity. Removable Dividers. Built Specifically for the 1 <sup>st</sup> Compartment of <b>8-ft., 9-ft., &amp; 11-ft. DRW 40", 41" or with CRS23 High Bodies Only</b> . This Price Per Drawer of \$446 Compares to the Average Standard Price of \$500 Per Individual Drawer. Save \$270 MSRP by Purchasing 5 Drawer Pack. (Recommend Fix Shelf Option SSF34X23 Above Drawer Pack for CRS23 High Bodies)	<b>\$2,671</b>
<b>S-MD-6PAK-23.5</b>	Mechanics Drawer Pack (6) Roll-Out Drawers Manufactured by Harbor. Two (2) 3", Two (2) 4" and Two (2) 5" Drawers. The 3" and 4" Drawers are 19" Deep, and The 5" Drawers are 16" Deep. All 250 lb. Capacity with Removable Dividers. Built Specifically for the 1 <sup>st</sup> Compartment of <b>8-ft., 9-ft., &amp; 11-ft. DRW 40", 41" or with CRS23 High Bodies Only</b> . This Price Per Drawer of \$446 Compares to the Average Standard Price of \$507 Per Individual Drawer. Save \$364 MSRP by Purchasing 6 Drawer Pack. (Recommend Fix Shelf Option SSF34X23 Above Drawer Pack for CRS23 High Bodies)	<b>\$3,214</b>
<b>S-MD-7PAK-23.5</b>	Mechanics Drawer Pack (7) Roll-Out Drawers Manufactured by Harbor. Four (4) 3", One (1) 4" and Two (2) 5" Drawers. The 3" and 4" Drawers are 19" Deep, and The 5" Drawers are 16" Deep. All 250 lb. Capacity with Removable Dividers. Built Specifically for the 1 <sup>st</sup> Compartment of <b>8-ft., 9-ft., &amp; 11-ft. DRW 40", 41" or with CRS23 High Bodies Only</b> . This Price Per Drawer of \$446 Compares to the Average Standard Price of \$506 Per Individual Drawer. Save \$418 MSRP by Purchasing 7 Drawer Pack. (Recommend Fix Shelf Option SSF34X23 Above Drawer Pack for CRS23 High Bodies)	<b>\$3,678</b>
<b>FOR RAISED FRONT COMPARTMENTS ONLY:</b>		
<b>S-MD-9PAK-23.5</b>	Mechanics Drawer Pack (9) Roll-Out Drawers Manufactured by Harbor. Four (4) 3" and Five (5) 5" Drawers. The 3" and Top Two (2) 5" Drawers are 19" Deep, and The Bottom Three (3) 5" Drawers are 16" Deep. All 250 lb. Capacity with Removable Dividers. Built Specifically for the 1 <sup>st</sup> Compartment of <b>8-ft., 9-ft., &amp; 11-ft. DRW with CRS23 High Bodies Only</b> . This Price Per Drawer of \$446 Compares to the Average Standard Price of \$512 Per Individual Drawer. Save \$586 MSRP by Purchasing 9 Drawer Pack. (Recommend Fix Shelf Option SSF34X23 Above Drawer Pack for CRS23 High Bodies)	<b>\$4,868</b>

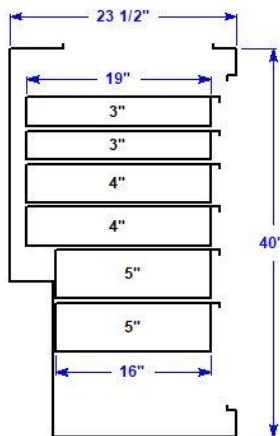
**S-MD-5PACK-15**



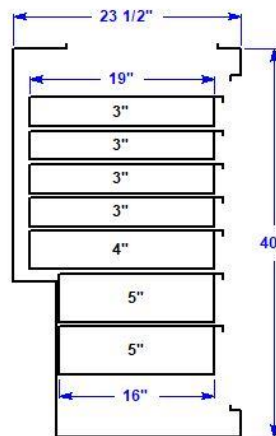
**S-MD-5PACK-23.5**



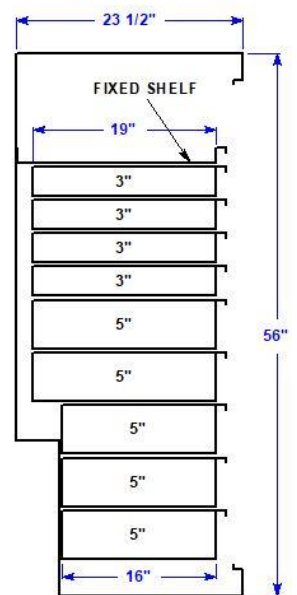
**S-MD-6PACK-23.5**



**S-MD-7PACK-23.5**



**S-MD-9PACK-23.5**



# **Harbor Truck & Van**

# **WARRANTY**

## **NEW BODY LIMITED WARRANTY**

### **WHAT IS COVERED?**

**All Harbor Service Bodies, Harbor Platform Bodies, and Harbor Van Interiors (collectively “product”) during the Warranty Period (described immediately below).**

Harbor Truck & Van (Harbor) warrants each product manufactured by Harbor to be free of defects in materials or workmanship for a period of three (3) years or 36,000 miles whichever comes first from the date the body is placed “in service”. Harbor warrants its factory applied primer and finish coatings and/or powder coat finish against material defects for a period of three (3) years or 36,000 miles whichever comes first from the date the body is placed “in service”. During this three (3) year 36,000 miles warranty period, Harbor guarantees its products to be free of rust-through perforation. The warranty applies when the product is properly installed by Harbor or one of its Service Centers or Distributors and is properly maintained.

The “in service” date shall begin on the earliest of the following dates: the date of purchase by the first owner/user or; one year from the date the product was manufactured by Harbor or; the date it was first used as a demonstrator vehicle. This warranty is subject to limitations and exclusions as listed in the sections below.

### **WARRANTY CLAIMS PROCEDURE**

The owner shall immediately contact Harbor Customer Service (800-433-9452 Ext. 270 or customerservice@harbortruck.com) and provide a detailed description in writing with pictures showing and/or demonstrating the purported defect. The information must include the body serial number found on a plaque on the upper interior of the first driver (street) side compartment on the body or on the front rail of the platform body on the driver (street) side.

Harbor shall repair or replace, at its option, any factory manufactured and installed part that is deemed defective under normal use and when the product has been properly maintained in accordance with this warranty and Harbor’s OWNER’S MANUAL. The warranty repairs shall be performed free of charge for parts or labor. To assure warranty repairs meet the highest standards, Harbor reserves the right to perform all warranty repairs in-house or at one of Harbor’s authorized Distributors or Service Centers. Any warranty claim, for which repair is performed by truck dealers, customers or other third parties without Harbor’s express written permission in advance, shall be subject to rejection and the warranty voided. It is Harbor’s sole determination whether the product is defective in material or workmanship as claimed.

### **WARRANTY EXCLUSIONS**

1. Parts, that upon inspection, are found by Harbor not to contain factory defects in material and workmanship
2. Warranty claim on any product where the vehicle is not the original vehicle on which the product is installed. Warranty claim on a vehicle damaged to such an extent that the owner or the institution financing, leasing or insuring the vehicle consider it uneconomical to repair it. This includes, but is not limited to a product titled as scrap, salvage or dismantled. Warranty claim to a product where the vehicle has been altered so the true mileage cannot be determined and where the mileage is a condition of the warranty.
3. Warranty claim for any part or accessory manufactured by Harbor Body that has been subjected to abuse, misuse, exposure to caustic acids or corrosive materials, fire, negligence, accident damage, collision or theft. Warranty claim for repair the need for which was caused by tampering, disconnection, improper adjustment, repair, or improper maintenance in accordance with the owner’s manual.
4. Warranty claim for fatigue or cracking of body structure due to abnormal stress caused by improper mounting, overloading, severe off-road applications, or twisting loads by a crane where the load exceeds crane/body capacity.
5. Any part or accessory that has been repaired by an unauthorized party without Harbor’s written permission where such repair is deemed by Harbor to have adversely affected the performance, reliability or stability of the part. Failures as a result of improper installation or adaptation of the body, van interior or special equipment by an unauthorized party.

# **Harbor Truck & Van**

## **WARRANTY**

6. *Parts or repairs for outside-manufactured accessories (e.g. cranes, lift gates, generators, compressors, pumps, welding machines, hydraulic pumps or reservoirs etc.) that are not manufactured by Harbor where these products are covered by their own manufacturers' warranties in effect at the time of delivery. A copy of an outside-manufactured accessory warranty, if provided to Harbor, has been included in your owners' packet. These are also generally available on line. Parts or repairs that are considered part of normal wear and tear to these outside-manufactured accessories by their manufacturers. Labor for removal or replacement of defective parts or accessories not installed by Harbor.*
7. *Repairs for corrosion perforation (defined as penetration of rust creating a hole through the metal) due to poor care, exposure to caustic acids or corrosive materials, exposure to improper cleaning materials, external forces (such as stones, salt or equivalent, gravel, accidents, collisions or other forms of impact), or due to environmental conditions including "acts of nature", industrial fall-out, acid rain or location on an island surrounded by saltwater in a non-contiguous 48 state location like the Hawaiian Islands. Poor care is defined as external rust left unrepaired and later causing corrosion perforation due to neglect of vehicle care. Repair for corrosion perforation due to installation (or de-installation) of accessories by user, unauthorized party or Harbor Distributor/Service Center. In the latter case, the Distributor or Service Center would be responsible for the repair if the product is still in the eligible Warranty Period. Repairs for corrosion other than perforation are not covered.*
8. *Repairs of paint flaws caused by conditions such as industrial fallout, acid rain, "acts of nature", exposure to caustic acids or corrosive materials, exposure to improper cleaning materials, scratches, abrasions, dents, nicks, chips, failures on flexible components, failure of under coating, calking, and cracking of joints subject to tensional bending or movement. Normal paint aging conditions.*
9. *Damage or failure of wood floor on a platform body or other upfit including, but not limited to damage from moisture, weather or use of corrosive or caustic materials resulting in buckling, deterioration or damage to such wood which, in Harbor's opinion, is considered normal wear and tear. Harbor replacement costs for wood floors that are determined to be defective shall be limited to the following percentages: 100% first year; 25% second year; 10% third year.*
10. *Harbor shall not be liable for incidental damages including, but not limited to: rental reimbursement, loss of use, storage, inconvenience, lost time or lost pay, food and lodging, and telephone calls.*
11. *Conditions related to noise, vibration or harshness of ride that are considered normal.*
12. *Products purchased outside the continental U.S. and Canada.*

### **DISCLAIMERS**

*This warranty is the only express warranty made by Harbor, and Harbor's obligations are limited to those expressed in this warranty. Harbor makes no other warranties, express or implied, and disclaims all other warranties, including any implied warranty of merchantability or fitness for particular purpose.*

*Harbor shall not be liable to the purchaser, or any third party, for any direct or indirect, incidental or consequential damage or loss even if the potential for such damage or loss was disclosed in advance. Some states do not allow the exclusion or limitation of incidental or consequential damages, or how long an implied warranty lasts in which case these limitations may not apply. These rights may vary from state to state.*

*If the product is improperly installed, modified, misused, damaged or otherwise tampered with, the Harbor Warranty shall become null and void and shall lapse.*

*In no event shall any liability arising from the product exceed the amount of the proceeds received by Harbor pursuant to its sale.*

*Harbor reserves the right to make changes to its products at any time without incurring any obligation to make the same or similar changes on products previously built by Harbor.*

*No person is authorized to modify or add to the Harbor Warranty.*

*This Warranty shall be enforced and construed in accordance with the laws of the State of California.*