



Potency Results

Sample Name: *Sherb Cake*
Client: Gonzo Supply Co. LLC
Client Batch ID:

Pinnacle-Analytics.com
 613 Market St.
 Medford OR 97504
 P:(541)300-8217

Sample ID: rC-H-415-F2414

Matrix: Flower

Prep Analyst: Jeff A.

Analysis Method: 0711014 H3 9-12-2025 #1.lcm

Sampling Method: N/A

Reference Method: JCB 2009: HPLC/DAD

Analysis Batch: 12-11-2025 H3 302, 355, 415 Flower

Date Sampled: 12/05/2025

Date Reported: 12/11/2025

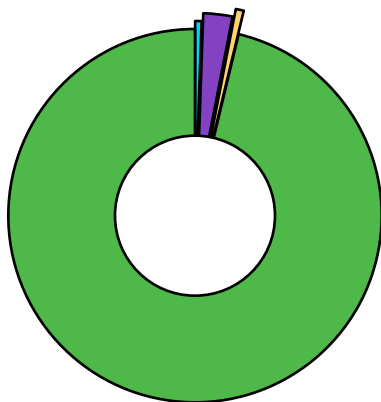
Client License: TDoA - 0932022

8517 Springdale Ridge Cove

Austin TX 78738

For R&D Purposes Only

Total THC (THCA*0.877+d9-THC) **23.6%**
Total CBD (CBDA*0.877+CBD) **0.134%**
Moisture Content **11.8%**



Cannabinoid	% Weight	mg/g
CBDV	<LOQ	<LOQ
CBDA	0.153	1.53
CBGA	0.697	6.97
CBG	<LOQ	<LOQ
CBD	<LOQ	<LOQ
THCV	<LOQ	<LOQ
CBN	<LOQ	<LOQ
d9-THC	0.192	1.92
d8-THC	<LOQ	<LOQ
CBC	<LOQ	<LOQ
THCA	26.7	267.0
Total Cannabinoids	27.74	277.0


*ORELAP Accredited Analyte

Limit Of Quantitation: 0.1%, analyte not measured

■ CBDA ■ THCA
 ■ CBGA
 ■ d9-THC



These test results may not be altered or reproduced except in full without the permission of Pinnacle Analytics. These results were generated following the Oregon Administrative Rules and in accordance with the NELAP Institute under ORELAP License #4152
 Report generated by flex_potency_rev2.3


 Kris Ford, PhD
 Lab Director



Quality Control Results

Analyst: Jeff A.

Analysis Batch: 12-11-2025 H3 302, 355, 415 Flower

Pinnacle-Analytics.com

613 Market St.

Medford OR 97504

P:(541)300-8217

	Duplicate RPD		LCS % Recovery		Method Blank	
	H-0-F2397-b	Limit	C-FL-121125	Limits	C-FB-121125	Limit
CBDA	0.0486%	10%	98.2%	90-110%	<LOQ/2	LOQ/2
CBD	0.748%	10%	104%	90-110%	<LOQ/2	LOQ/2
d9-THC	0.418%	10%	93.1%	90-110%	<LOQ/2	LOQ/2
d8-THC	N/A%	10%	103%	90-110%	<LOQ/2	LOQ/2
THCA	1.39%	10%	99.2%	90-110%	<LOQ/2	LOQ/2


RPD: Relative Percent Difference between unknown sample and its duplicate

LCS: Laboratory Control Sample with known concentration

Case Comments: There were no divergences from ordinary Quality Control procedures or SOPs.



These test results may not be altered or reproduced except in full without the permission of Pinnacle Analytics. These results were generated following the Oregon Administrative Rules and in accordance with the NELAP Institute under ORELAP License #4152
Report generated by flex_potency_rev2.3


Kris Ford, PhD
Lab Director