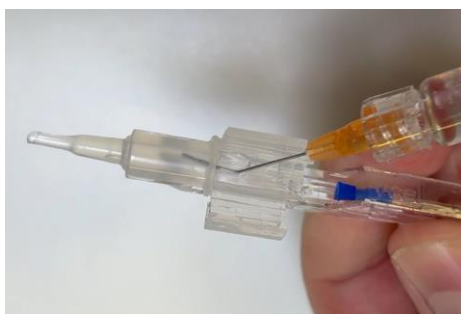





Liocan Preloaded - Directions For Use




1 If there is a lock, remove it



2 Add viscoelastic solution to the tip of the injector



3 Wet the bottom of the loading chamber, under the IOL



4 Gently push down on the IOL from the first entering haptic, behind the plastic cover, to keep it flat between the rails



5 Close the cartridge and, if there was a lock (1), add a little visco at the end of the loading chamber



6 Inject slowly, without stopping, with the cartridge's wings at 12 o'clock position

*This is an addendum to the Instructions For Use supplied with Liocan Intraocular Lens.
Carefully read the instructions prior to use the device. Failure to do so may result in patient complications*