



**1967 BUICK ASSEMBLY INSTRUCTION MANUAL**  
**SPECIAL - SKYLARK 43000 - 44000 SERIES**

	<u>PAGES</u>		<u>PAGES</u>
Car Model Chart	0-1.1	Items to be placed in the I.P. Compt. & Car Keys info.	0-11.1
*Audit Torque Requirements	0-1.2 thru 0-1.5	Trans. Oil Fill Procedure & Roll Test	0-12.1 thru 0-12.4
Paint Car Exterior Colors	0-2.1	Black-Light Inspection for Leaks	0-13.1 0-13.2
Cancelled 8-3-66 - See 0-3.1 thru 0-3.8		Assembly Repairable Items	0-14.1 thru 0-14.3
Paint--Interior Colors & Trim Combination	0-3.1 thru 0-3.8	*Buick Accessory & Option Code	0-15.1 thru 0-15.4
Car Appearance--Dimensional Charts (ALL SERIES)	0-4.1 thru 0-4.4		
Car-Loading Dimensional Chart	0-7.1		
Car Trim Heights Dimensional Chart	0-8.1		
*Heater Hose Usage Chart (See 1-9.1 for installation)	0-9.1		
Windshield Washer Solution Requirements	0-10.1		

\*8-3-66

**PART NUMBER-1379480**

**PAGE NUMBER- 0-1.0**



## 1967 BUICK ASSEMBLY INSTRUCTION MANUAL

### SPECIAL - SKYLARK 43000 - 44000 SERIES GENERAL INFORMATION (SECTION "O")

MODEL CHART							
SERIES	W.B.	BODY STYLE	MODEL		DISC. & CARB.		TRANS.
			V6	V8	V6	V8	
Special		2-Dr Coupe	43307	43407			
		*4-Dr 2-Seat Wagon	35	35			
		4-Dr Sedan	69	69			
Special Delux	115	2-Dr Coupe Hardtop	43517	43617	225 2-Bb1	300 2-Bb1	3-Sp Man
		*4-Dr 2-Seat Wagon		35			
		4-Dr Sedan Tp	69	69			
Skylark		2-Dr Coupe Tp	44307	44407			
		2-Dr Coupe Hardtop		17			
		2-Dr Convertible		67			
		4-Dr Hardtop		39			
		*4-Dr T.P. Sedan		69			
Sport Wagon		4-Dr 2-Seat Wagon		44455			
		4-Dr 3-Seat Wagon					
Spt. Wgn. Wd. Grain	120	4-Dr 2-Seat Wagon		44855			
		4-Dr 3-Seat Wagon		65			
G.S. 400	115	2-Dr Coupe Tp		44606		400 4-Bb1	3-Sp Man
		2-Dr Coupe Hardtop		17			
		2-Dr Convertible		67			

NOTE: Sportwagons assembled at Flint only; all other Series at Chevrolet-Baltimore \*8-9-66  
Chevrolet-Kansas City, GMAD Fremont and Flint home plant.  
A Series built in Canadian Plants (Specific models only)

PART NUMBER-1379480

PAGE NUMBER 0-1.1



## 1967 BUICK ASSEMBLY INSTRUCTION MANUAL

SPECIAL - SKYLARK 43000 - 44000 SERIES

Buick will add a new model 43417 - G.S. 340 Package, Effective Dec. 1966.

The Standard items on the new Model 43417 are as follows:

- (1) Interior trim comb. #118 black bench seat. Carpet to be included.
- (2) G.S. 400 front fender port.
- (3) Front and rear W/O moldings.
- (4) Molding - belt Reveal.
- (5) Molding - Drip Scalp.
- (6) G.S. Monogram - Grille, Rear Quarter & Rear Deck.
- (7) Broad red rally stripes - Body side.
- (8) G.S. 400 Hood Scoops - Red.
- (9) G.S. 400 Rear Deck Molding - Red instead of black.
- (10) Red rally wheels and trim rings.

11-17-66

PART NUMBER-1379480

PAGE NUMBER- 0-1.1A



## 1967 BUICK ASSEMBLY INSTRUCTION MANUAL

**SPECIAL - SKYLARK 43000 - 44000 SERIES**  
**GENERAL INFORMATION (SECTION "O")**

### AUDIT TORQUE - SPECIFICATIONS

#### AUDIT TORQUE:

This torque applies to the finished product and will be specified where a change in torque takes place after the car has been driven up to 40 miles. If Audit Torque is not specifically called out then the min. specified Assembly Checking Torque applies to Audit checking as well. Assembly Torque requirements are shown on Installation Drawings in this manual.

#### NOTE:

Engineering can assure product reliability only when Assembly Checking Torques are maintained. Audit Torque is in no way intended to relax or affect Assembly Checking Torque.

For further information on torque in general, see the booklet, "Buick Torque Information for Assembly Plants."

\*7-27-66

PART NUMBER-1379480

PAGE NUMBER- 0-1.2



## 1967 BUICK ASSEMBLY INSTRUCTION MANUAL

### SPECIAL - SKYLARK 43000 - 44000 SERIES GENERAL INFORMATION (SECTION "O") AUDIT TORQUE - SPECIFICATIONS

#### BODY MOUNTING

All Bolts - 25 lb-ft. min.

#### FRONT SUSPENSIONS

Control Arm to Shaft Bolt -  
35 lb-ft. min.  
Upper Control Arm Shaft to Frame Nut -  
35 lb-ft. min.  
Lower Control Arm to Frame Nut -  
60 lb-ft. min.  
Upper Control Arm to Knuckle Nut-  
30 lb-ft. min.  
Lower Control Arm to Knuckle Nut-  
55 lb-ft. min.

#### REAR SUSPENSION

All Control Arm to Frame or Axle Nuts-  
60 lb-ft. min.  
Prop. Shaft to Comp. Flange-  
10-20 lb-ft.  
\*Axle Cover Bolt - 20 lb-ft. min.

#### FRONT BRAKES (STANDARD)

Anchor Bolt - 75 lb-ft. min.  
Back Plt. to Knuckle and Arm Nut -  
70 lb-ft. min.

#### FRONT BRAKES (DISC)

Shield to Knuckle - 100 lb-ft. min.  
Shield to Knuckle & Arm - 70 lb-ft. min.  
Shield to Caliper - 55 lb-ft. min.

#### REAR BRAKES

Back Plt. To axle 25 lb-ft. min.

#### BRAKE ACTUATING MECHANISM

Master Cylinder to Dash  
15 lb-ft. min.  
Power Cylinder to Dash  
15 lb-ft. min.

#### GAS TANK

Tank Strap Nuts 60 lb-ft. min.  
Tank Support to Frame 15 lb-ft. min.  
(Wagon Only).

\*10-14-66

**PART NUMBER-1379480**

**PAGE NUMBER- 0-1.3**



## 1967 BUICK ASSEMBLY INSTRUCTION MANUAL

SPECIAL - SKYLARK 43000 - 44000 SERIES  
GENERAL INFORMATION (SECTION "O")

### AUDIT TORQUE - SPECIFICATIONS

#### STEERING

Strg. Shft. Pinch Bolt 20 lb-ft. min.  
Strg. Gear to Frm Bolt 45 lb-ft. min.  
Rag Joint Nut 10 lb-ft. min.  
Idler Arm to Frm Nut 30 lb-ft. min.  
Pitman Arm to Gear Nut 100 lb-ft. min.  
Tie Rod Clamp Nut 10 lb-ft. min.  
P.S. Pump Pulley Nut 35 lb-ft. min.  
Strg. Wheel Nut 25 lb-ft. min.  
Tie Rod to Strg Arm Nut 25 lb-ft. min.  
Bracket Asm to Instrument Panel &  
Brake Bracket 10-28 lb-ft.

#### WHEELS

Standard Wheel Nut 45 lb-ft. min.  
Chrome Wheel Nut 55 lb-ft. min.

#### HOOD

Hood Latch Screw 12 lb-ft. min.

\*8-19-66

PART NUMBER-1379480

PAGE NUMBER- 0-1.4



## 1967 BUICK ASSEMBLY INSTRUCTION MANUAL

### SPECIAL - SKYLARK 43000 - 44000 SERIES GENERAL INFORMATION (SECTION "O") AUDIT BELT TENSION SPECIFICATIONS

#### GENERAL INFORMATION

Since belt tension does decay from the initial assembly tension, the following tabulation of belt tension is published to be used as a guide when taking new car audits.

Initial belt tension decay is a function of the following factors and hence very difficult to predict:

1. Length and type of operation.
2. Belt section and construction.
3. Initial tension.
4. Accessory loads.
5. Drive geometry.

Audit tension may vary from a 30-50% loss over the initial tension depending on the above.

For Initial Tension (At Asm)	Minimum (Below which drive will not function properly)	Maximum (Above which damage can be done)	Desired Design Tension
*See Page 6-12.1			
Delcotron	50	140	65
Power Strg.	70	150	90
Air Conditioning	75	140	90
Air Pump	45	95	60

Engineering can assure product reliability only when assembly checking tensions are maintained. Audit tension is in no way intended to relax or affect initial tension or assembly checking tension.

\*2-8-67

PART NUMBER-1379480

PAGE NUMBER- 0-1.5

1379882

BUICK MOTOR DIVISION  
GENERAL MOTORS CORPORATION  
WARREN, MICH. U. S. A.

CODE	PAIN T COLOR	BODY PAINT COLOR IDENTIFICATION CODE (ACRYLIC LACQUER)	STD. WHEEL COLOR IDENTIFICATION CODE WITHOUT WHEEL COVERS (ENAMEL)	STD. WHEEL COLOR IDENTIFICATION CODE WITH WHEEL COVERS (ENAMEL)	SERIES USED ON
A	REGAL BLACK	WA - 848	WDE - 848	WDE - 848	A B C E
B	RIVIERA TURQUOISE	WA - 3663		WDE - 848	E
C	ARCTIC WHITE	WA - 2661	WDE - 848	WDE - 848	A B C E
D	SAPPHIRE BLUE	WA - 3560	WDE - 3560	WDE - 848	A B C E
E	MIDNIGHT BLUE	WA - 3566	WDE - 3566	WDE - 848	A B C
F	BLUE MIST	WA - 3481	WDE - 3481	WDE - 848	A B C E
G	GOLD MIST	WA - 3667	WDE - 3699	WDE - 848	A B C E
H	GREEN MIST	WA - 3561	WDE - 3561	WDE - 848	A B C E
J	VERDE GREEN	WA - 3629	WDE - 3629	WDE - 848	A B C E
K	AQUAMARINE	WA - 3569	WDE - 3569	WDE - 848	A B C
L	SHADOW TURQUOISE	WA - 3630	WDE - 3630	WDE - 848	A B C E
N	BURGUNDY MIST	WA - 3307	WDE - 3307	WDE - 848	A B C
P	PLATINUM MIST	WA - 3590	WDE - 3590	WDE - 848	A B C E
R	APPLE RED	WA - 3595	WDE - 3595	WDE - 848	A B C
S	CHAMPAGNE MIST	WA - 3628	WDE - 3628	WDE - 848	A B C
T	IVORY	WA - 3586	WDE - 848	WDE - 848	A B C
U	RIVIERA PLUM	WA - 3516		WDE - 848	E
V	RIVIERA CHARCOAL	WA - 3592		WDE - 848	E
W	RIVIERA FAWN	WA - 3661		WDE - 848	E
X	RIVIERA RED	WA - 3662		WDE - 848	E
Z	RIVIERA GOLD	WA - 3664		WDE - 848	E

DATE	BY	REVISION	APPROV.	CHK.
3-5-66	R. J.	REWORK		JM
3-15-66	R. J.	GOLD MIST COLOR CODE		JM
		WA 3667 TO WA 3667		JM

ALPHABET CODE LETTERS DESIGNATE COLORS WHICH ARE AVAILABLE IN ACRYLIC LACQUER EXTERIOR FINISH PAINTS FOR 1967 MODELS IN SOLID OR TWO TONE COMBINATIONS.

PAINT IDENTIFICATION CODE NUMBERS ASSIGNED BY FISHER BODY.

DO NOT SCALE TOLERANCES UNLESS OTHERWISE SPECIFIED  
 2 ALLOWED ON TWO PLACE DECIMALS  
 2.010 ALLOWED ON THREE PLACE DECIMALS  
 COMMERCIAL TOLERANCES APPLY TO STANDARD PARTS - ROLLED SECTIONS - SHEET METAL GAGES - DRILLED AND PUNCHED HOLES  
 BURR ALL DRILLED HOLES. COUNTERSINK ALL TAPPED HOLES .030 X 90°

DWG. DATE	SCALE	DR. IN
3-2-66	NONE	CH. R. J.
FIRST USED	1967 - ALL	APPR.
REFERENCE		APPR.

MATERIAL SPEC.

NAME	CHART - EXTERIOR CAR COLOR	
PART NO.	1379882	INDEX 0-2.1

1379882





**1967 BUICK ASSEMBLY INSTRUCTION MANUAL**  
**SPECIAL - SKYLARK 43000 - 44000 SERIES**

BODY - INSTRUMENT PANEL & AIR CONDITION (SECTION 1)  
I.P. COVER & CONSOLE COLOR CODES "A" SERIES

SHORT CONSOLE ASSEM. #1369875		
ASSEM. NO.	COLOR	CODE
*138 877	Dk. Turquoise	3571
1380327	Red	3595
1380326	Lt. Champagne	3597
1380325	Dark Blue	3565
1869874	Black	848
1380323	Red	3595
1380324	Dark Blue	3565
*1381898	Dk. Turquoise	3571
*1381770	Yellow	3313

INST. PAN. COVER ASSEMBLY #1379092			
ASSEM. NO.	COLOR	CODE	
1380298	Dark Blue	3565	WOA
1380299	Dk. Turquoise	3571	WOA
1380300	Dark Maroon	3496	WOA
1378824	Black	848	WOA
1380301	Dark Gold	3588	WOA
1380302	Dark Green	3583	WOA
*1381765	Midnight Champagne	3578	WOA

LONG CONSOLE #1380375 - AUTO. TRANS.		
ASSEM. NO.	COLOR	FISHER CODE (W 30-A)
1380376	Black	848
1380377	Dark Blue	3565
1380378	Red	3595
*1381768	Yellow	3313
*1381899	Dk. Turquoise	3571

NOTE: See Interior Color and Trim Combination Chart - Page 0-3.1 thru Page 0-3.7 for usage.

\*5-25-66

<b>PART NUMBER-1379480</b>
<b>PAGE NUMBER- 0-3.0</b>

## SECTION I TO MATCH W3A ACRYLIC LACQUER

COLOR	DK GREEN 383	DK BLUE 385	BLACK 643	DK GOLD 388 FLAME	OR TURQUOISE 397 TUMUL	DK MAROON 396	RED 395	PLUM 322	MED BLUE 350	LT CHAMPAGNE 381	MED TURQUOISE 396 TUMUL	MED GREEN 381	MED SANDLE 383	YELLOW 313
SERIES - A	X	X	X	X	X	X	X	X	X	X	X	X	X	X
LOWER - HSG LING PANEL	X	X	X	X	X	X	X	X	X	X	X	X	X	X
GRILLE-DR WOOD DEFROSTER	X	X	X	X	X	X	X	X	X	X	X	X	X	X
INST PANEL-PAINTED-UPPER	X	X	X	X	X	X	X	X	X	X	X	X	X	X
GRILLE-RADIO SPEAKER PT	X	X	X	X	X	X	X	X	X	X	X	X	X	X
CRILLE-IN CAR SENSOR	X	X	X	X	X	X	X	X	X	X	X	X	X	X

## SECTION II TO MATCH W30 A ACRYLIC LACQUER GROUP A - UNLESS OTHERWISE INDICATED

COLOR	DK GREEN 383	DK BLUE 385	W 30 A BLACK 643	MED GOLD 388 FLAME	OR TURQUOISE 397 TUMUL	DK RED 397	DK MAROON 396	RED 395	PLUM 322	MED BLUE 350	LT CHAMPAGNE 381	MED TURQUOISE 396 TUMUL	MED GREEN 381	MED SANDLE 383	YELLOW 313
SERIES - A	X	X	X	X	X	X	X	X	X	X	X	X	X	X	X
INST PANEL PAINTED-LOWER	X	X	X	X	X	X	X	X	X	X	X	X	X	X	X
DAZY-ASH INSE PANEL	X	X	X	X	X	X	X	X	X	X	X	X	X	X	X
HOUSING-OIL SIC LEVER	X	X	X	X	X	X	X	X	X	X	X	X	X	X	X
HOUSING-SHIFT LEVER	X	X	X	X	X	X	X	X	X	X	X	X	X	X	X
COLUMN - SEERING	X	X	X	X	X	X	X	X	X	X	X	X	X	X	X
HOUSING-INC OUTLET-OUTER	X	X	X	X	X	X	X	X	X	X	X	X	X	X	X
CONSULE FULL LENGTH	X	X	X	X	X	X	X	X	X	X	X	X	X	X	X
CONSULE SHORT	X	X	X	X	X	X	X	X	X	X	X	X	X	X	X
CONSULITE (IN SERIES ONLY)	X	X	X	X	X	X	X	X	X	X	X	X	X	X	X
SERG WHEEL-PAINTED-STD CHROM	X	X	X	X	X	X	X	X	X	X	X	X	X	X	X
SERG WHEEL-COLORS PLASTIC TYPE 11 THROUGH PLASTIC TYPE 12 THROUGH	X	X	X	X	X	X	X	X	X	X	X	X	X	X	X
WINDO-DR-STEEL	X	X	X	X	X	X	X	X	X	X	X	X	X	X	X
WINDO-DR-STEEL-LEVER	X	X	X	X	X	X	X	X	X	X	X	X	X	X	X
WINDO-DR-STEEL-DRIVE WINDO-DR-STEEL-DRIVE	X	X	X	X	X	X	X	X	X	X	X	X	X	X	X
INST CLUSTER HOUSING	X	X	X	X	X	X	X	X	X	X	X	X	X	X	X
ODDLY - TRASH BIN	X	X	X	X	X	X	X	X	X	X	X	X	X	X	X
SENSE - DR	X	X	X	X	X	X	X	X	X	X	X	X	X	X	X
HENCE DR. INST. PAL CONSOLE DOOR	X	X	X	X	X	X	X	X	X	X	X	X	X	X	X
PANEL DR. INST. PAL CONSOLE DOOR	X	X	X	X	X	X	X	X	X	X	X	X	X	X	X
HOLDING - GREEN INST. STGE	X	X	X	X	X	X	X	X	X	X	X	X	X	X	X

## SECTION III TO MATCH W30 A ACRYLIC LACQUER GROUP B

COLOR	DK GREEN 383	DK BLUE 385	BLACK 643	MED GOLD 388 FLAME	OR TURQUOISE 397 TUMUL	DK RED 397	DK MAROON 396	RED 395	PLUM 322	MED BLUE 350	LT CHAMPAGNE 381	MED TURQUOISE 396 TUMUL	MED GREEN 381	MED SANDLE 383	YELLOW 313
SERIES - A	X	X	X	X	X	X	X	X	X	X	X	X	X	X	X
CARPET LAYERS	X	X	X	X	X	X	X	X	X	X	X	X	X	X	X
HEAD - DASH	X	X	X	X	X	X	X	X	X	X	X	X	X	X	X

\* SERG WHEEL - TYPE 1 RELEASED FOR 452-414-8256 SERIES  
 \*\* SERG WHEEL - TYPE 2 RELEASED FOR 480-427-444-8949 SERIES.

BUCK MOTOR DIVISION

137950I

SERIES	452-414-8256
GROUP	1
SECTION	1
DESCRIPTION	ACRYLIC LACQUER
DATE	11-18-85
BY	
CHECKED	
APPROVED	
REVISIONS	

137950I

SERIES  
 BUCK MOTOR DIVISION HAS BEEN DIMITED FROM  
 SERIES DESIGNATION. THAT IS SERIES "M"  
 SHOULD BE CONVERTED TO "MP" IN TO "DM" ETC.  
 PARTS AVAILABLE IN 8 COLUMNS 43, 43  
 AND 44 SERIES ARE ALSO AVAILABLE IN  
 8 COLUMNS 43, 43 AND 44 SERIES.

DO NOT SCALE REPEAT ERRORS  
 TOLERANCES UNLESS OTHERWISE SPECIFIED  
 1 - ALLOWED ON TWO PLACES ORIGINAL  
 1 - JGD ALLOWED ON THREE PLACES ORIGINAL  
 COMMON - TOLERANCES APPLY TO STANDARD  
 PARTS - MOLDED SECTIONS - SHEET METAL GAGES -  
 DRILLS AND PUNCHES MUST  
 DURR ALL DRILLED HOLES - COUNTERBARK ALL  
 TAPPED HOLES DRILL TO 90°.

DATE	11-18-85
BY	
CHECKED	
APPROVED	
REVISIONS	

DATE 11-18-85  
 BY [Signature]  
 CHECKED [Signature]  
 APPROVED [Signature]  
 REVISIONS [Signature]  
 PART NO. 137950I  
 SHEET 1 OF 3 SHEETS

Line No	Part Description	Color	Green			Blue			Gold (Fawn)			Lt. Fawn (Dove)			Turquoise (Aqua)			Red		
			Comb No	Model	Comb No	Model	Comb No	Model	Comb No	Model	Comb No	Model	Comb No	Model	Comb No	Model	Comb No	Model		
1	W0A Gunner Arm	Dk. Green	3583	Med. Blue	3565	Med. Blue	3499	Black	848	Dk. Turq	3571	Med. Turq	3589	Red	3595	3595	3595	3595	3595	3595
2	W0A Joint Pin Padded	Dk. Green	3583	Med. Blue	3565	Med. Blue	3499	Black	848	Dk. Turq	3571	Med. Turq	3589	Red	3595	3595	3595	3595	3595	3595
3	W0A Deflector																			
4	W0A Grille-Rtr																			
5	W0A Spot Pig Shell																			
6	W0A Hat Panel																			
7	W0A Painted-Upper	Dk. Green	3583	Med. Blue	3565	Med. Blue	3499	Black	848	Dk. Turq	3571	Med. Turq	3589	Red	3595	3595	3595	3595	3595	3595
8																				
9	W0A Paintwork Panel	Dk. Green	3583	Med. Blue	3565	Med. Blue	3499	Black	848	Dk. Turq	3571	Med. Turq	3589	Red	3595	3595	3595	3595	3595	3595
10	W0A Painted-Lower	Dk. Green	3583	Med. Blue	3565	Med. Blue	3499	Black	848	Dk. Turq	3571	Med. Turq	3589	Red	3595	3595	3595	3595	3595	3595
11	W0A Column-Strk	Dk. Green	3583	Med. Blue	3565	Med. Blue	3499	Black	848	Dk. Turq	3571	Med. Turq	3589	Red	3595	3595	3595	3595	3595	3595
12	W0A Shaft Lever	Dk. Green	3583	Med. Blue	3565	Med. Blue	3499	Black	848	Dk. Turq	3571	Med. Turq	3589	Red	3595	3595	3595	3595	3595	3595
13	W0A Housing	Dk. Green	3583	Med. Blue	3565	Med. Blue	3499	Black	848	Dk. Turq	3571	Med. Turq	3589	Red	3595	3595	3595	3595	3595	3595
14	W0A Strg Wheel	Dk. Green	3583	Med. Blue	3565	Med. Blue	3499	Black	848	Dk. Turq	3571	Med. Turq	3589	Red	3595	3595	3595	3595	3595	3595
15	W0A Console	Dk. Green	3583	Med. Blue	3565	Med. Blue	3499	Black	848	Dk. Turq	3571	Med. Turq	3589	Red	3595	3595	3595	3595	3595	3595
16	W0A Housing	Dk. Green	3583	Med. Blue	3565	Med. Blue	3499	Black	848	Dk. Turq	3571	Med. Turq	3589	Red	3595	3595	3595	3595	3595	3595
17	W0A A/C Outlet Outer	Dk. Green	3583	Med. Blue	3565	Med. Blue	3499	Black	848	Dk. Turq	3571	Med. Turq	3589	Red	3595	3595	3595	3595	3595	3595
18	W0A Console-Long																			
19	W0A Console-Short	Dk. Green	3583	Med. Blue	3565	Med. Blue	3499	Black	848	Dk. Turq	3571	Med. Turq	3589	Red	3595	3595	3595	3595	3595	3595
20	W0A Grille-Rtr	Dk. Green	3583	Med. Blue	3565	Med. Blue	3499	Black	848	Dk. Turq	3571	Med. Turq	3589	Red	3595	3595	3595	3595	3595	3595
21	W0A Strg Wheel	Dk. Green	3583	Med. Blue	3565	Med. Blue	3499	Black	848	Dk. Turq	3571	Med. Turq	3589	Red	3595	3595	3595	3595	3595	3595
22																				
23	W0A Carpet Sweeps	Dk. Green	3304	Med. Blue	3316	Med. Blue	3383	Black	848	Dk. Turq	3483	Med. Turq	3483	Red	3387	3387	3387	3387	3387	3387
24	W0A Heavy Mats	Dk. Green	3304	Med. Blue	3316	Med. Blue	3383	Black	848	Dk. Turq	3483	Med. Turq	3483	Red	3387	3387	3387	3387	3387	3387
25																				
26																				
27																				
28																				
29																				
30																				
31																				
32																				
33																				
34																				
35																				
36																				

NOTE #1 Lines 16-18 and 19 are released for use with bucket seats only.  
 NOTE #2 Black colored parts shown as W0A will remain released in W0A specification.

DATE	1/7/66 A	REVISED		SCALE		DR	
CODE	Code for Blue	REVISED		SCALE		DR	
REVISED	W0A Circl from	REVISED		SCALE		DR	
REVISED	3570 to 3580	REVISED		SCALE		DR	
REVISED	Comb 3333 Red added	REVISED		SCALE		DR	
REVISED	9/2/66 B Model 4469 added to	REVISED		SCALE		DR	
REVISED	Comb 181-183-184	REVISED		SCALE		DR	
REVISED	Line 2 added for Red	REVISED		SCALE		DR	
REVISED	Comb B	REVISED		SCALE		DR	
NAME	Chart - Car Color Interior						
PART NO.	1379501	INDEX	0-3.2				
SHEET	20F8						

B2 V3 P7 S/S

1379501  
 2

Glove	Part Description	Black			Saddle			Yellow			Maroon			Dark Blue			[Dark Turquoise]			Line No.		
		Comp No.	Model	Fisher Code	Comp No.	Model	Fisher Code	Comp No.	Model	Fisher Code	Comp No.	Model	Fisher Code	Comp No.	Model	Fisher Code	Comp No.	Model	Fisher Code			
W90A	Cover Assy -																					
W90A	Heat Panel Padded	Black	846	Medlight	3278	Black	848	Dark Maroon	3496	Dk. Blue	3565	Dk. Turq	3571	1								
W90A	Crills - Rr Wdo	Black	848	Midnight	3378	Black	846	Dark Maroon	3496	Dk. Blue	3565	Dk. Turq	3571	2								
W90A	Deflector	Black	848	Midnight	3378	Black	848	Dark Maroon	3496	Dk. Blue	3565	Dk. Turq	3571	2								
W90A	Crills - Rr	Black	848	Midnight	3378	Black	848	Dark Maroon	3496	Dk. Blue	3565	Dk. Turq	3571	2								
W90A	Spkr Pkg Shell	Black	848	Midnight	3378	Black	848	Dark Maroon	3496	Dk. Blue	3565	Dk. Turq	3571	3								
W90A	Instrument Panel	Black	848	Midnight	3378	Black	848	Dark Maroon	3496	Dk. Blue	3565	Dk. Turq	3571	4								
W90A	Painted - Upper	Black	848	Midnight	3378	Black	848	Dark Maroon	3496	Dk. Blue	3565	Dk. Turq	3571	4								
														5								
														6								
														7								
														8								
W90A	Instrument Panel	Black	848	Med. Saddle	3655	Black	848	Dark Maroon	3496	Dk. Blue	3565	Dk. Turq	3571	9								
W90A	Painted Lower	Black	848	Med. Saddle	3655	Black	848	Dark Maroon	3496	Dk. Blue	3565	Dk. Turq	3571	9								
W90A	Tray Assy	Black	848	Med. Saddle	3655	Black	848	Dark Maroon	3496	Dk. Blue	3565	Dk. Turq	3571	10								
W90A	Lower Dash Pnl	Black	848	Med. Saddle	3655	Black	848	Dark Maroon	3496	Dk. Blue	3565	Dk. Turq	3571	11								
W90A	Column Sheerz	Black	848	Med. Saddle	3655	Black	848	Dark Maroon	3496	Dk. Blue	3565	Dk. Turq	3571	11								
W90A	Housing - Shift Lever	Black	848	Med. Saddle	3655	Black	848	Dark Maroon	3496	Dk. Blue	3565	Dk. Turq	3571	12								
W90A	Housing - Dfr Str Lever	Black	848	Med. Saddle	3655	Black	848	Dark Maroon	3496	Dk. Blue	3565	Dk. Turq	3571	13								
W90A	Strg Wheel Painted	Black	848	Med. Saddle	3655	Black	848	Dark Maroon	3496	Dk. Blue	3565	Dk. Turq	3571	14								
W90A	Strg Wheel Deluxe	Black	848	Med. Saddle	3655	Black	848	Dark Maroon	3496	Dk. Blue	3565	Dk. Turq	3571	15								
W90A	Housing - A/C	Black	848	Med. Saddle	3655	Black	848	Dark Maroon	3496	Dk. Blue	3565	Dk. Turq	3571	16								
W90A	Outlet Outlet	Black	848	Med. Saddle	3655	Black	848	Dark Maroon	3496	Dk. Blue	3565	Dk. Turq	3571	17								
W90A	Console - Long	Black	848	Med. Saddle	3655	Black	848	Dark Maroon	3496	Dk. Blue	3565	Dk. Turq	3571	17								
W90A	Console - Short	Black	848	Med. Saddle	3655	Black	848	Dark Maroon	3496	Dk. Blue	3565	Dk. Turq	3571	18								
W90A	Console	Black	848	Med. Saddle	3655	Black	848	Dark Maroon	3496	Dk. Blue	3565	Dk. Turq	3571	19								
W90A	Console - Rr	Black	848	Med. Saddle	3655	Black	848	Dark Maroon	3496	Dk. Blue	3565	Dk. Turq	3571	20								
W90A	Spkr Wagon	Black	848	Med. Saddle	3655	Black	848	Dark Maroon	3496	Dk. Blue	3565	Dk. Turq	3571	20								
														21								
														22								
														23								
														24								
W90A	Carpet Savers	Black	848	Med. Dk. Pwn	3363	Black	848	Dark Maroon	3496	Dk. Blue	3565	Dk. Turq	3571	25								
W90A	Handy Mats	Black	848	Med. Dk. Pwn	3363	Black	848	Dark Maroon	3496	Dk. Blue	3565	Dk. Turq	3571	26								
														27								
														28								
														29								
														30								
														31								
														32								
														33								
														34								
														35								
														36								

NOTE #1 Lines 17, 18 and 19 released for use with bucket seats only. In W90A specification.

NOTE #2 Black colored parts shown as W90A will remain release. In W90A specification.

DATE	TIME	WORK REGION	AUTHORITY NO.	CK.	DWG. DATE	SCALE	DK.
7/7/68	A	Comp # 37			4-2-68		
		ALL PARTS CHECKED			FIRST USED (43-4000)		
		TO BLACK EXECUT			1987		
		SHORT CONSOLA	703357		REFERENCE		
		Comp. 89-188					
		44667 added for					
		COMB. 193					
MATERIAL SPEC							
NAME							
Chart - Car Color Interior							
PART NO. 1379501							
INDEX 0-3.3							
SHEET 3 OF 8							

# 3  
1379501

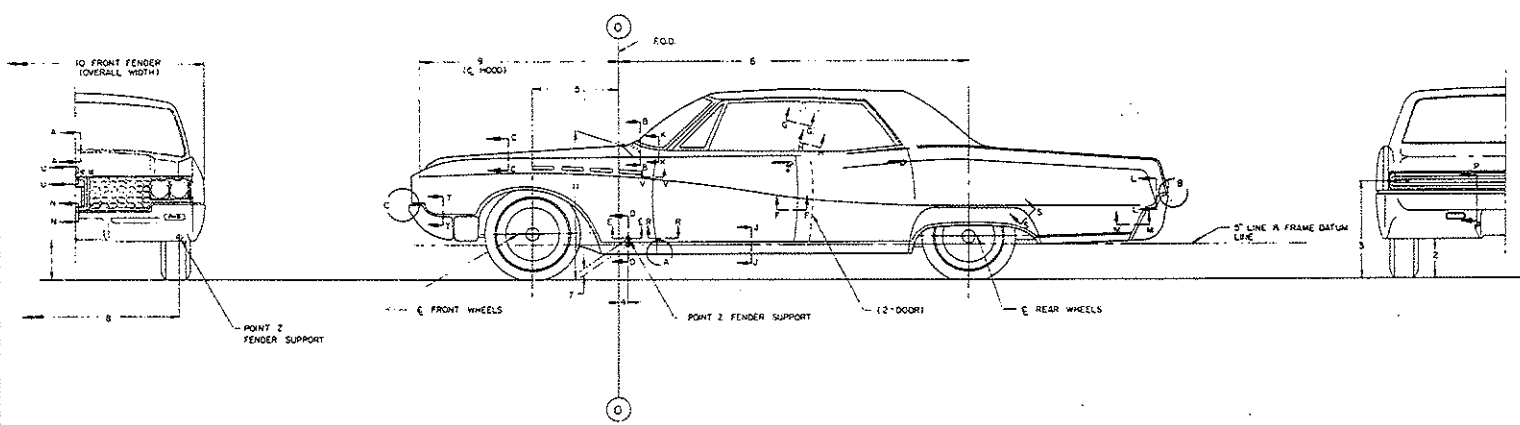
R2V3 P17 315



Class	Part Description	Color	Fisher Code	Color	Triaber Code	Color	Fisher Code	Color	Fisher Code	Color	Fisher Code	Color	Fisher Code	Color	Fisher Code	Color	Fisher Code	Color	Fisher Code	Line No.
W00A	Inst Panel	Med.	3665	Maroon	3406	Black	848	Dk. Blue	3585	Dk. Green	3683	Light	3587	10						
W00A	Painted Panel	Med.	3665	Maroon	3406	Black	848	Dk. Blue	3585	Dk. Green	3683	Light	3587	10						
W00A	Tray - Ash	Med.	3605	Dark Maroon	3496	Black	848	Dk. Blue	3585	Dk. Green	3683	Light	3587	11						
W00A	End Instrument Panel	Med.	3605	Dark Maroon	3496	Black	848	Dk. Blue	3585	Dk. Green	3683	Light	3587	12						
W00A	Steering Wheel	Med.	3695	Maroon	3488	Black	848	Dk. Blue	3585	Dk. Green	3683	Light	3587	12						
W00A	Column Structure	Med.	3668	Maroon	3490	Black	848	Dk. Blue	3585	Dk. Green	3683	Light	3587	12						
W00A	Reading -	Med.	3668	Maroon	3490	Black	848	Dk. Blue	3585	Dk. Green	3683	Light	3587	12						
W00A	Dir Sig Layer	Med.	3665	Maroon	3490	Black	848	Dk. Blue	3585	Dk. Green	3683	Light	3587	14						
W00A	Housing -	Med.	3685	Maroon	3482	Black	848	Dk. Blue	3585	Dk. Green	3683	Light	3587	14						
W00A	Shell Layer	Med.	3685	Maroon	3482	Black	848	Dk. Blue	3585	Dk. Green	3683	Light	3587	14						
W00A	Huge Assy - Glove Box	Med.	3695	Dark Maroon	3498	Black	848	Dk. Blue	3585	Dk. Green	3683	Light	3587	16						
W00A	W/S. Ash Tray	Med.	3695	Dark Maroon	3498	Black	848	Dk. Blue	3585	Dk. Green	3683	Light	3587	16						
W00A	Copool - Short	Med.	3665	Maroon	3496	Black	848	Dk. Blue	3585	Dk. Green	3683	Light	3587	17						
W00A	Console - Long	Med.	3665	Maroon	3496	Black	848	Dk. Blue	3585	Dk. Green	3683	Light	3587	18						
W00A	Carpet Savers	Med. Dk. Brown	3363	Dk. Red	3387	Black	848	Dk. Blue	3316	Dk. Green	3304	Med. Dk. Brown	3361	25						
W00A	Bucket Matte	Med. Dk. Brown	3363	Dk. Red	3387	Black	848	Dk. Blue	3316	Dk. Green	3304	Med. Dk. Brown	3361	26						
														27						
														28						
														29						
														30						
														31						
														32						
														33						
														34						
														35						

NOTE #1 Lines 18 and 19 released for use with bucket seats only.  
 Line 17 applies to 452-454-46199-87-69 and 48289 models only.  
 NOTE #2 Black colored parts shown as W30A will remain released in W60A specification.

QTY	UNIT	DESCRIPTION	STOCK	DATE
1-2	88			
		FRONT USED (45-46-48000)		
		REFERENCE		
SERIALS SHEET				
NAME				
Chart - Car Color Interior				
PART NO. 1379501 INDEX				
Sheet 6 of 8 0-36				



SERIES B MODELS	43000							44000							45000				46000				48000				49000	
	307 S17	369 S69	407 617	489 669	335 635	435 635	307 417	129	467	469	607 617	667	455 465	855 865	287 487	239 439	269 469	467	487 687	459 659	467 667	469	257 457	239 439	269 469	467	487	
1	INORM	11.98		12.25		12.16	12.10	11.98		12.15		11.63	12.48		11.86		11.66		11.66		12.92		12.49		12.67		12.10	
	CURB	13.10		13.10		13.50	13.47	13.10		13.70		13.37	13.62		12.92		12.49		12.92		13.62		12.92		12.67		12.10	
2	INORM	11.37		11.32		10.75	10.73	11.37		11.32		10.72	11.53		12.10		11.90		11.90		12.04		12.04		12.04		10.68	
	CURB	13.37		13.37		12.87	12.89	13.37		13.27		12.84	14.00		14.63		14.46		14.46		14.61		14.61		14.61		12.35	
3	INORM	23.48		23.43		24.32	24.30	23.48		23.43		22.83	25.50		25.56		25.56		25.56		25.16		25.16		25.16		21.72	
	CURB	25.65		25.55		26.44	26.46	25.65		25.55		24.92	27.37		27.86		27.86		27.86		27.68		27.68		27.68		23.40	
4	INORM			10.46						10.46					11.38		11.38		11.38				11.38		11.38		10.54	
	CURB			15.30						15.30				18.50		18.50		18.50		18.50		18.50		18.50		13.50		
5	INORM			99.50						99.50			104.50		104.50		104.50		104.50		104.50		104.50		104.50		95.50	
	CURB			115.00						115.00			120.00		120.00		120.00		120.00		120.00		120.00		120.00		110.00	
6	INORM			60.00						60.00					64.62		64.62		64.62		64.62		64.62		64.62		55.58	
	CURB			60.47						60.47					65.31		65.31		65.31		65.31		65.31		65.31		56.43	
7	INORM			73.80						73.80					80.20		80.20		80.20		80.20		80.20		80.20		79.30	
	CURB			73.80						73.80					80.20		80.20		80.20		80.20		80.20		80.20		79.30	
8	INORM	37.07		37.18		37.63	37.63	37.07		37.18		36.65	38.13		37.58		37.58		37.58		37.40		37.40		37.58		37.32	
	CURB	38.44		38.44		39.20	39.20	38.44		38.44		37.71	39.40		39.01		39.01		39.01		38.68		38.68		38.68		38.24	

NO.	DATE	BY	CHKD.	APP'D.	REVISION
1					
2					
3					
4					
5					
6					
7					
8					
9					
10					
11					
12					
13					
14					
15					
16					
17					
18					
19					
20					
21					
22					
23					
24					
25					
26					
27					
28					
29					
30					
31					
32					
33					
34					
35					
36					
37					
38					
39					
40					
41					
42					
43					
44					
45					
46					
47					
48					
49					
50					

BUICK MOTOR DIVISION  
 GM CORP., WARREN, MICH. U.S.A.

1381394

FOR ADDITIONAL TRIM DIMENSIONS  
 SEE THE FOLLOWING CHARTS -  
 CAR TRIM HEIGHT, CAR LOADING  
 DIM., HEADLAMP ARMING & CHASSIS  
 MEAS. FOR BODY BUILDERS  
 SEE SHEET #2 FOR B & C SERIES  
 SEE SHEET #3 FOR E SERIES  
 SEE SHEET #4 FOR A SERIES  
 ALL DIMENSIONS ARE DESIGN  
 DIMENSIONS WHICH DO NOT  
 INCLUDE TOLERANCES EXCEPT  
 AS SHOWN AND ARE TO THE  
 OUTSIDE OF METAL.

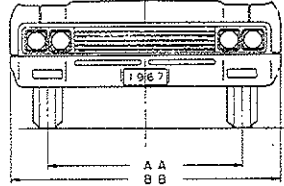
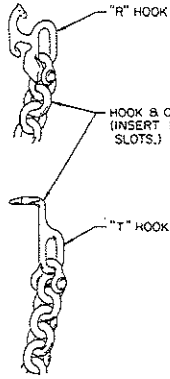
DO NOT SCALE	REPORT DIMENSIONS
TOLERANCES UNLESS OTHERWISE SPECIFIED:	
ALLOWED ON THIS DRAWING:	
F. AND ALLOWED ON FINISH PLACE DIMENSIONS	
COMMERCIAL TOLERANCES APPLY TO BRASS AND	
PLASTY BOLTED SECTIONS AND METAL BRASS	
SHIELDS AND FINISHED HOLES	
SHOWN ALL DIMENSIONS UNLESS OTHERWISE ALL	
TAPERED HOLES AND R. P.P.	
DATE SCALE	OR DIMENSIONS
3" = 1" 1/2"	SEE DIMENSIONS
1967 ALL	DATE
REFERENCE	DATE
ALTERNATE DATE	DATE
NAME	
CHARI - CAR APPEARANCE DIM.	
DWG NO.	DWG
1381394	0-41
SHEET 1 OF 4 SHEETS	



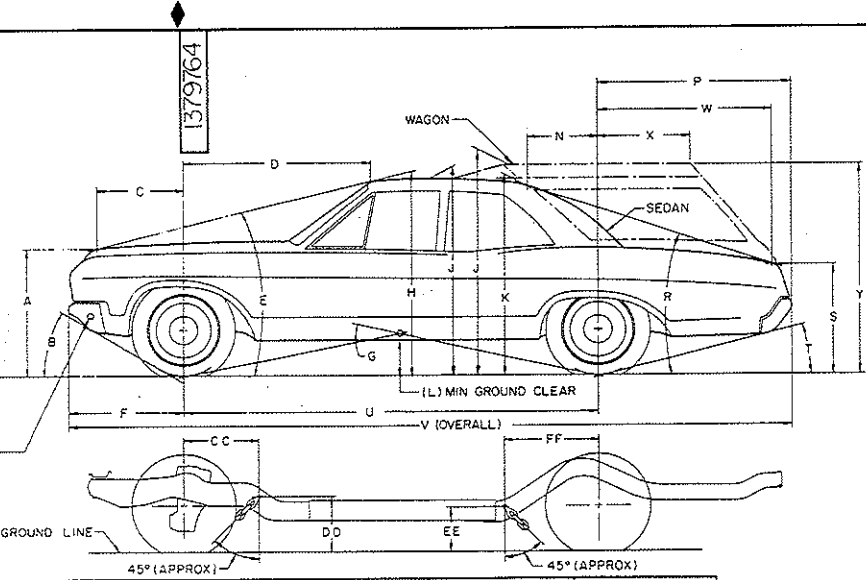








(M) MAX. WIDTH OF CAR



DATE	BY	REVISION	RECORD	AUTH.	OR	CHK.
5-26-66	A	X	REMOVED			RM
5-26-66	B		COLUMNS A, B, E, G, H, K, L, R, Q, S			RM
			EE REVISED AND			
			44555 & 44563			
			MODELS ADDED			
			COLUMNS A, B, G, H, K, L, R, Q, S			RM
			U.S. STY. DO. (EE			
			REVISED 43367			
			43501, 43502, 43503			
			43504, 43505, 43506			
			43507, 43508, 43509			
			REMOVED, 44565			
			ADDED			

MODEL	CURB																			FRONT				REAR						
	A	B	C	D	E	F	G	H	J	K	L	M	N	P	R	S	T	U	V	W	X	Y	AA	BB	CC	DD	EE	FF		
43307	35.2	27.5	30.08	44.90	13.6	35.66	16.13	53.24	54.94	51.90	7.09	75.36	13.80	54.35	16.2	33.94	16.54	115.00	205.01	48.14		55.92	58.00	75.36	12.75	13.63	34.42	10.21	19.50	46.80
43335	35.49	28.7	30.08	44.90	14.7	35.66	16.13	53.24	54.94	51.90	7.09	75.36		53.68		15.2	115.00	204.34		33.32			58.00	75.36	12.86	14.42	34.42	11.48	19.50	46.80
43569	35.2	27.5	30.08	44.80	14.4	35.66	16.13	54.45	55.76	53.09	7.09	75.36	0.84	54.35	16.2	33.90	16.54	115.00	205.01	48.30					12.86	13.63	34.42	10.21	19.50	46.80
43517	36.13	27.5	30.53	47.70	13.8	35.66	16.13	53.91	54.94	51.90	7.09	75.36	3.80	54.35	16.2	33.94	16.54	115.00	205.01	48.14			58.00	75.36	12.86	13.63	34.42	10.21	19.50	46.80
43569	36.11	27.5	30.53	45.10	13.7	35.66	16.13	54.53	55.76	53.09	7.09	75.36	0.84	54.35	16.2	33.90	16.54	115.00	205.01	48.30			58.00	75.36	12.86	13.63	34.42	10.21	19.50	46.80
44307	36.13	27.5	30.53	47.70	13.8	35.66	16.13	53.91	54.94	51.90	7.09	75.36	3.80	54.35	16.2	33.94	16.54	115.00	205.01	48.14			58.00	75.36	12.86	13.63	34.42	10.21	19.50	46.80
43407	35.21	27.5	30.08	46.90	13.6	35.66	16.13	53.24	54.94	51.90	7.09	75.36	3.80	54.35	16.2	33.94	16.54	115.00	205.01	48.14			58.00	75.36	12.86	13.63	34.42	10.21	19.50	46.80
43435	35.70	27.50	30.08	44.80	14.7	35.66	16.13	53.24	54.94	51.90	7.75	75.36		53.68		14.69	115.00	204.34		33.32	55.71	58.00	75.36	12.86	14.34	34.42	11.46	19.50	46.80	
43469	35.72	27.5	30.08	44.80	14.4	35.66	16.13	54.40	55.76	53.09	7.09	75.36	10.84	54.35	16.2	33.90	16.54	115.00	205.01	48.30			58.00	75.36	12.86	13.63	34.42	10.21	19.50	46.80
44469	36.13	27.5	30.53	45.10	13.7	35.66	16.13	54.53	55.76	53.09	7.09	75.36	10.84	54.35	16.2	33.90	16.54	115.00	205.01	48.30			58.00	75.36	12.86	13.63	34.42	10.21	19.50	46.80
43617	36.13	27.5	30.53	47.70	13.8	35.66	16.13	53.91	54.94	51.90	7.09	75.36	3.80	54.35	16.2	33.94	16.54	115.00	205.01	48.14			58.00	75.36	12.86	13.63	34.42	10.21	19.50	46.80
43635	36.49	27.5	30.53	45.10	13.8	35.66	16.13	53.91	54.94	51.90	7.75	75.36		53.68		14.69	115.00	204.34		33.32	55.71	58.00	75.36	12.86	14.34	34.42	11.46	19.50	46.80	
43669	36.13	27.5	30.53	45.10	13.7	35.66	16.13	54.53	55.76	53.09	7.09	75.36	10.84	54.35	16.2	33.90	16.54	115.00	205.01	48.30			58.00	75.36	12.86	13.63	34.42	10.21	19.50	46.80
44407	36.13	27.5	30.53	47.70	13.8	35.66	16.13	53.91	54.94	51.90	7.09	75.36	3.80	54.35	16.2	33.94	16.54	115.00	205.01	48.14			58.00	75.36	12.86	13.63	34.42	10.21	19.50	46.80
44217	36.13	27.5	30.53	47.70	13.8	35.66	16.13	53.91	54.94	51.90	7.09	75.36	3.80	54.35	16.2	33.94	16.54	115.00	205.01	48.14			58.00	75.36	12.86	13.63	34.42	10.21	19.50	46.80
44439	36.13	27.5	30.53	44.88	13.7	35.66	16.13	54.47	55.76	52.94	7.09	75.36	10.84	54.35	16.2	33.90	16.54	115.00	205.01	48.30			58.00	75.36	12.86	13.63	34.42	9.48	19.50	46.80
44467	36.13	27.5	30.53	45.90	12.9	35.55	16.13	53.66	54.30	51.71	7.09	75.36	13.66	54.35	16.2	33.94	16.54	115.00	205.01	48.14			58.00	75.36	12.86	13.63	34.42	9.48	19.50	46.80
44607	36.48	25.30	30.08	46.90	13.7	35.66	16.13	53.11	54.21	51.16	6.41	75.36	13.80	54.35	16.2	33.21	16.50	115.00	205.01	48.14			58.32	75.36	12.86	12.95	34.42	9.48	19.50	46.80
44617	36.48	25.30	30.08	46.90	13.7	35.66	16.13	53.11	54.21	51.16	6.41	75.36	13.80	54.35	16.2	33.21	16.50	115.00	205.01	48.14			58.32	75.36	12.86	12.95	34.42	9.48	19.50	46.80
44667	36.48	25.30	30.08	45.80	13.7	35.66	16.13	52.90	54.07	50.68	6.41	75.36	13.66	54.35	15.8	33.21	16.50	115.00	205.01	48.14			58.32	75.36	12.86	12.95	34.42	9.48	19.50	46.80
44455	36.43	28.19	30.08	44.58	14.2	35.66	16.13	55.68	60.72		8.00	75.36		53.68		16.10	120.00	209.34		28.36	59.11	58.31	75.36	12.86	14.68	34.42	12.75	19.50	46.80	
44465	36.43	28.19	30.08	44.58	14.2	35.66	16.13	55.68	60.72		8.00	75.36		53.68		16.10	120.00	209.34		28.36	59.11	58.31	75.36	12.86	14.68	34.42	12.75	19.50	46.80	
44855	36.63	28.19	30.53	44.58	14.2	35.66	16.13	55.68	60.72		8.00	75.36		53.68		16.10	120.00	209.34		28.36	59.11	58.31	75.36	12.86	14.68	34.42	12.75	19.50	46.80	
44865	36.63	28.19	30.53	44.58	14.2	35.66	16.13	55.68	60.72		8.00	75.36		53.68		16.10	120.00	209.34		28.36	59.11	58.31	75.36	12.86	14.68	34.42	12.75	19.50	46.80	

⊗ ACROSS FRAME DIMENSIONS.  
DIMENSIONS SHOWN (FRAME VIEW) ARE DESIGN DIMENSIONS TO SLOT CENTERS WITH UNLOADED CAR, ALL OTHER VARIABLES MUST BE CONSIDERED ADDITIONAL.

DO NOT SCALE REPORT ERRORS  
TOLERANCES UNLESS OTHERWISE SPECIFIED  
\* ALLOWED ON TWO PLACE DECIMALS  
& .010 ALLOWED ON THREE PLACE DECIMALS  
COMMERCIAL TOLERANCES APPLY TO STANDARD PARTS - ROLLED SECTIONS - SHEET METAL GAGES - DRILLED AND PUNCHED HOLES.  
NURX ALL DRILLED HOLES. COUNTERSINK ALL TAPPED HOLES .030 X 90°.

OWG DATE	SCALE	DR. H. ANDERSON
11-16-65		CK
FIRST USED	1967-33	APPR.
REFERENCE	34-35-36-43-44-46	APPR.
		APPR.

MATERIAL SPEC.	
NAME	CHART - CAR LOADING DIMENSIONS
PART NO.	1379764 INDEX 0-7.1

B24P4315

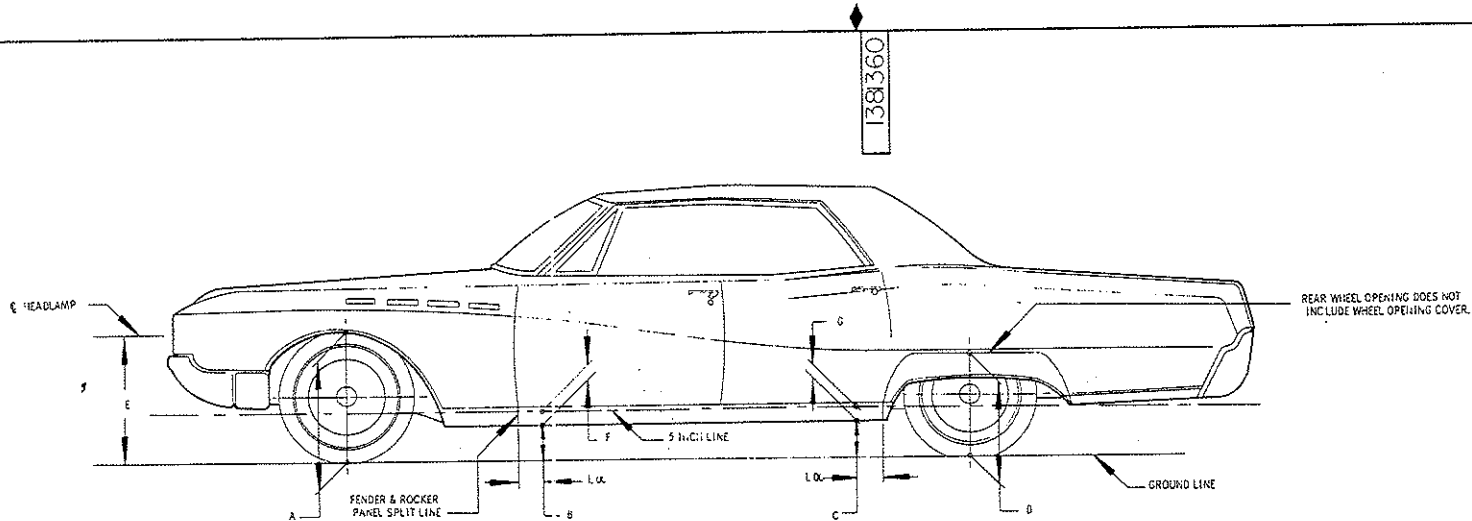
1379764

1379764

B24P4315

BUICK MOTOR DIVISION  
GENERAL MOTORS CORPORATION  
WARREN, MICH. U.S.A.

Form 48-1038



DATE	SYM.	REVISION RECORD	AUTH.	DR. CK.
5-20-66	C	PROBING REVISED		
6-22-66	D	TRIM TO 248 & TRIM		
		TRIM REVISED ON		
		248 & 435 & 443 & 452		
		12.50 & 14.00 & 15.00		
		PERFILES		
9-22-66	F	7.75 x 14.00 12.41 DES.		
		S.L.R. in 7-70-14 12.50		
		DES. S.L.R. 13.00		
		13.31 & 2.60 12.50		
11-8-66	F	Trim Dim. Revised on		
		433 435 443 452 & 454		

LOAD	SYM.	433 - 435 & 443	474 - 475 & 484	486	487	434-436	444 - 448		452	464	482	494
		COUPE 3 CONV.				REG. WAGONS		EXTENDED WAGONS		454	466	474
							2 - SEAT	3 - SEAT				
CURB	A	26.72	26.82	25.34	27.39	27.29	27.57	27.57	27.74	26.98	27.16	26.03
	B	10.12	10.12	9.29	10.97	10.96	11.32	11.32	10.10	9.59	9.77	7.91
	C	9.02	9.02	7.09	11.10	11.01	11.46	11.84	9.79	9.74	9.92	7.87
	D	23.96	23.96	23.20	25.30	25.30	26.18	26.18	21.27	21.34	21.52	27.04
	E	26.29	26.29	25.54	26.00	26.07	26.81	26.81	27.12	26.26	26.44	25.33
	F	1.43	1.43	1.52	1.45	1.45	1.48	1.48	2.22	2.22	2.22	3.97
	G	1.88	1.88	1.88	1.58	1.71	1.92	1.92	2.66	2.66	2.66	4.34
3 PASS	A											27.74
	B											6.90
	C											6.28
	D											25.60
	F, R. T.											4.13
	R. R. T.											4.00
4 PASS	A	25.44	25.50	25.06					26.45	25.87	26.07	
	B	8.70	8.78	8.23					1.57	1.19	1.37	
	C	8.02	8.04	7.53					7.75	7.75	7.93	
	D	22.02	22.02	21.41					19.10	19.20	19.38	
	F, R. T.	3.07	3.97	3.91					4.56	4.20	4.20	
	R. R. T.	3.19	3.19	2.40					3.80	3.96	3.96	
5 PASS	A				25.87	25.87	26.70	26.70				
	B				9.35	9.35	9.91	9.91				
	C				9.22	9.22	1.08	1.38				
	D				23.34	23.34	24.34	24.34				
	F, R. T.				4.22	4.22	4.50	4.50				
	R. R. T.				4.04	4.04	4.00	4.00				
TIRE SIZE (ALL LOADS)		7.75 x 14.00 12.41 DES. S.L.R.	F-70-14 11.90 DES. S.L.R.	7.75 x 14.00 12.41 DES. S.L.R.	8.25 x 14.0 12.64 DES. S.L.R.	8.25 x 14.0 12.64 DES. S.L.R.	8.45 x 15.00 13.12 DES. S.L.R.	8.45 x 15.00 13.12 DES. S.L.R.	8.45 x 15.00 13.30 DES. S.L.R.	8.45 x 15.00 13.12 DES. S.L.R.	8.45 x 15.00 13.12 DES. S.L.R.	

FOR HEIGHT DIFFERENCES IN A SPECIFIC BRAND OF TIRE - SEE TIRE CHART.  
FRONT RIDE TRAVEL  
REAR RIDE TRAVEL


ALL DIMENSIONS GIVEN DO NOT INCLUDE MOLDINGS.

DO NOT SCALE REPORT ERRORS  
TOLERANCES UNLESS OTHERWISE SPECIFIED  
± ALLOWED ON TWO PLACE DECIMALS  
± .010 ALLOWED ON THREE PLACE DECIMALS  
COMMERCIAL TOLERANCES APPLY TO STANDARD PARTS - ROLLED SECTIONS - SHEET METAL GAGES - DRILLED AND PUNCHED HOLES.  
BURR ALL DRILLED HOLES. COUNTERSINK ALL TAPPED HOLES .030 X 90°.

DWG. DATE	SCALE	DR. SC. HALL
9-20-66	NONE	CK. J. Davis
FIRST USED	1967 ALL	APPR.
REFERENCE		APPR.

MATERIAL SPEC.	
NAME	CHART - CAR TRIM HEIGHT
PART NO.	138360
INDEX	0-8.1

138360



## 1967 BUICK ASSEMBLY INSTRUCTION MANUAL

### SPECIAL - SKYLARK 43000 - 44000 SERIES HEATER HOSE USAGE CHART

PART NO.	LENGTH	DIA.	LOCATION	MODELS
* 1382468	36.50"	3/4" I.D.	Water Pump to Heater Core	All "A" Series except V6 Std Htr
1189421	29.00"	3/4" I.D.	Water Pump to Heater Core	Heater only omit on Air Cond. Jobs 433-35-43-V6
1379527	Formed	5/8"	Water Valve to Heater Core	Air Cond. only
1380655	Formed	5/8"	Eng. Fitting to Heater Core Inlet Hose	Heater Only - Omit on Air Cond.

\*7-25-66

PART NUMBER-1379480

PAGE NUMBER- 0-9.1



## 1967 BUICK ASSEMBLY INSTRUCTION MANUAL

SPECIAL - SKYLARK 43000 - 44000 SERIES  
GENERAL INFORMATION (SECTION "O")

### ITEMS TO BE PLACED IN THE GLOVE BOX AND CAR KEYS

PART NUMBER

ITEMS

1382672	Tire pressure labels installation - see Page 1-8.2
1380623	Booklet - Accessory
1382037	Booklet - Sun Air & Wheels (With K19 Option Jobs)
4228124	Booklet - Folding Top
1380619	Booklet - Owners Guide - For Canada Cars
1380620	Booklet - Owners Guide - (Except cars shipped to Canada)
	Protect-O-Plate - (See 1-18.1 for instructions)
*1385098	Supplement to Owners Booklet
4228431	Card Shoulder Harness Instructions
1383094	Booklet - Owners Protection Plan & Warranty.
7032856	Key Coded - Round - Glove Box & Trunk NOTE: Blank Key #7033455 - For use when key is lost or damaged.
7032802	Cylinder Assembly for Ignition Lock. All car keys should be placed in the glove box at the plant.

NOTE: The Traffic Department car loading and shipping instructions booklet specifies where all car keys are to be placed for final car shipment.

\*3-31-67

PART NUMBER-1379480

PAGE NUMBER- 0-11.1

ng



**1967 BUICK ASSEMBLY INSTRUCTION MANUAL**  
**SPECIAL - SKYLARK 43000 - 44000 SERIES**

GENERAL INFORMATION (SECTION 0)

TRANSMISSION OIL FILL & PROCEDURES

- A. Check for gear noise level during functional checks in Neutral, Drive & Reverse.
- B. Do not shift to park or reverse with rolls turning.
- C. Check neutral safety switch for adjustment. Car must not start in Reverse, Drive or Low ranges.
- D. Check operation of parking pawl on 10% grade or equivalent. Pawl should engage and release freely without ratcheting.

Oil Level

Oil level is to be at the "Full Mark" plus or minus one quarter of a pint with transmission sump oil at normal operating temperature.

1. Super Turbine 300 (M33)

Equivalent level for assembly plants is the "one pint low" mark plus or minus .2" prior to roll test using the following procedure.

- a. Add approximately 7 pints of oil to transmission prior to first engine start.
- b. At first engine start, fast idle engine (1000 rpm min.) for one (1) minute minimum.
- c. Suck out oil to specified limits prior to shifting the transmission the first time with the engine running.

Super Turbine 400 (M40)

Equivalent level for assembly plants is at the "one pint low" mark plus or minus 1/8" prior to roll test using the following procedure:

6-17-66

**PART NUMBER-1379480**

**PAGE NUMBER- 0-12.1**



## 1967 BUICK ASSEMBLY INSTRUCTION MANUAL

**SPECIAL - SKYLARK 43000 - 44000 SERIES**  
GENERAL INFORMATION (SECTION 0)

### TRANSMISSION OIL FILL & PROCEDURES (cont'd)

#### Super Turbine 400 (M40) cont'd)

- a. Add approximately 10½ pints of oil to transmission prior to first engine start.
- b. At first engine start, fast idle engine (1000 rpm min.) for one (1) minute minimum.
- c. Suck out oil to specified limits.  
(Note) Prior to shifting the transmission the first time with the engine running.
  - (1) Car must be on a level surface, engine idling, and Park or Neutral range when correcting level and rechecking.
  - (2) Any level check procedure from that described above must be approved by Buick Production Engineering and Quality Control.
  - (3) Check release ticket for approved sources of Automatic Transmission Oil 9985026.

#### Shift Adjustment

Column shift - see Trans. Low Control Information Dwg. (Sec. 17)

Console shift - see Trans. Control Information Dwg. (Sec. 7)

#### Roll Test

##### Super Turbine "300" (M33)

1. Make light throttle start and check for upshift speed (10-15 mph).
2. Open throttle to detent and check switch-the-pitch function.
3. Open throttle thru detent and check for downshift.
4. Shift to low range below 45 mph and observe shift.
5. Stop wheels, shift to reverse, and accelerate lightly.

##### With K33 Cruise Control Trans.

1. Bring car up to approx. 50 mph and push "Cruise" button.
2. Remove foot from accelerator pedal. Car should hold at this speed.

6-17-66

**PART NUMBER-1379480**

**PAGE NUMBER- 0-12.2**





## 1967 BUICK ASSEMBLY INSTRUCTION MANUAL

**SPECIAL - SKYLARK 43000 - 44000 SERIES**  
GENERAL INFORMATION (SECTION O)

### TRANSMISSION OIL FILL & PROCESURES (cont'd)

With K33 Cruise Control Trans. (cont'd)

3. Accelerate to approx. 55 mph and repush "Cruise" button. Car should hold at this speed.
4. With foot off accelerator pedal, push "Cruise" button and hold it until car coasts down to approximately 50 mph. Release button. Car should hold at this reset speed.
5. Tap brake pedal slightly. System must disengage.

Super Turbine "400" (M40)

1. Make light throttle start and check for upshift speeds.  
1-2        7-13 mph  
2-3        16-21 mph
2. Make 3/4 throttle acceleration and check switch-the-pitch.
3. Make wide open throttle acceleration. Check for 3-2 downshift.
4. With car above 50 mph, close throttle and shift to "L<sub>1</sub>" range from "Drive". Check for immediate 3-2 downshift. As car speed decreases, check for 2-1 downshift between 35-45 mph.
5. Stop wheels, shift to reverse, and accelerate lightly.

Manual

A. Oil Level

Three (3) Speed

43 & 4400 - Fill with 3-3/8 pints of GM 9985113 Oil.

G.S. 400 - Fill with 3.0 pints of GM 9985113 Oil.

Four Speeds

Fill with 2-1/2 pints of GM 9985113 Oil.

6-17-66

**PART NUMBER-1379480**

**PAGE NUMBER- 0-12.3**



## 1967 BUICK ASSEMBLY INSTRUCTION MANUAL

**SPECIAL - SKYLARK 43000 - 44000 SERIES**  
GENERAL INFORMATION (SECTION "O")

### TRANSMISSION OIL FILL & PROCEDURES (cont'd)

#### Manual (cont'd)

##### B. Shift Adjustment

###### Three (3) Speed

43 & 4400 - Ref. See Trans. Control Drawings (Section 7)

G.S. - Ref. See Trans. Control Drawings (Section 7)

###### Four (4) Speed

G.S. 400 - Ref. See Trans. Control Drawings (Section 7)

##### C. Operation

Each transmission must be tested for the following on the roll test:

1. Correct synchronization - both up and down shifting.
2. Gear and bearing noise in speeds and neutral.
3. Shifting into all speeds for smooth effort and no gear clash.
4. Check for shift linkage adjustment and linkage rattles.

NOTE: Any level check procedure from that described above must be approved by Buick Production Engineering and Quality Control.

Use only approved sources of Automatic Transmission Oil 9985026.

6-17-66

**PART NUMBER-1379480**

**PAGE NUMBER- 0-12.4**



January 11, 1966

## 1967 BUICK ASSEMBLY INSTRUCTION MANUAL

**SPECIAL - SKYLARK 43000 - 44000 SERIES**

GENERAL INFORMATION (SECTION 0) INSPECTION REQUIREMENTS

A check must be made on 100% of production to make certain that the parking lock will hold the car on a 10% grade or equivalent. All cars must have the entire cooling system pressurized to 15 psi. All hose connections and the complete radiator are to be inspected visually for leaks.

### BLACK LIGHT CHECK

Each car must be checked with a black light for leakage at the following locations:

#### Radiator

- Hose bottom
- Heater hose
- Cooler line
- Petcock

#### Brake Lines

- Wheel Cylinder
- Junction block
- Brake lines, all fittings

#### Engine

- Oil Filter
- Oil pan gasket
- Dip stick
- Drain plug (water)
- Front seal
- Rocker Arm cover gaskets
- Lifter cover gaskets
- Drain plug (pan)
- Seal
- All oil lines and fittings

**PART NUMBER-1379480**

**PAGE NUMBER- 0-13.1**



## 1967 BUICK ASSEMBLY INSTRUCTION MANUAL

SPECIAL - SKYLARK 43000 - 44000 SERIES  
GENERAL INFORMATION (SECTION 0) BLACK LIGHT CHECK (cont'd)

### AUTOMATIC TRANSMISSION

Vacuum modulator  
Pan gasket  
Rear bearing retainer to case  
Prod. shaft seal  
Converter area  
Cooler lines  
Filler pipe to case  
Governor cover  
Speedometer sleeve  
Servo cover  
Pipe plugs  
Detent connector

### MANUAL TRANSMISSION

Plugs  
Top and side cover seals  
Prop shaft seal  
Rear bearing retainer to case  
Transmission to clutch housing area

### REAR AXLE

Rear wheel seals  
Rear axle drain plug  
Front pinion seals

If a leak is noted in any of these areas, it must be repaired and retested with a black light before it can be accepted. Prior to the roll tests, it is necessary to steam clean these locations. This will remove excess oil caused by spillage and eliminate unnecessary repair.

3-31-66

**PART NUMBER-1379480**

**PAGE NUMBER- 0-13.2**

*atm*



January 11, 1966  
**1967 BUICK ASSEMBLY INSTRUCTION MANUAL**

**SPECIAL - SKYLARK 43000 - 44000 SERIES**

**GENERAL INFORMATION (SECTION 0)**

**ASSEMBLY PLANT REPAIRABLE ITEMS**

Only the following repairs to be made in the Assembly Plants:  
Units listed below to be changed, but major repairs of these units should not be made.

Use only properly trained personnel.

Carburetors  
Delcotron  
Distributors  
Starters  
Vacuum Lines  
Oil Pans, Gaskets and Seals  
Fuel Filters  
Water Pumps and Housings  
Balancers  
Exhaust and Intake Manifolds and Gaskets  
Water Outlet Castings  
Valve Covers and Gaskets  
Oil Liners (Outside)  
Cylinder Head and Block Casting Welch Plugs (if holes are not defective)  
Oil Filter and Attaching Base  
Oil Filter Tube and Dip Stick  
Rocker Arms, Shaft and Bracket Assembly  
Valve Lifters  
Engine Front Cover and Gasket  
Oil Pumps  
Clutch Discs and Pressure Plate Assemblies  
Clutch Release Yoke and Bearing  
Front and Rear Motor Mounts and Brackets  
Engine Temperature Indicators  
Cylinder Head Assemblies  
Thermostats  
Water Manifold  
Exhaust Heat Valve

**PART NUMBER-1379480**

**PAGE NUMBER- 0-14.1**



January 11, 1966

## 1967 BUICK ASSEMBLY INSTRUCTION MANUAL

### SPECIAL - SKYLARK 43000 - 44000 SERIES GENERAL INFORMATION (SECTION 0) ASSEMBLY PLANT REPAIRABLE ITEMS

#### POWER STEERING GEAR

Hoses and External Pipes only. No repairs to be made which require opening the Steering Gear Housing.

#### DELCO REMY PARTS

Minor repairs only. Hold for inspection and disposition by vendor's representative.

#### AIR CONDITIONING REQUEST

Plenum Blower Assemblies

Expansion Valve

Suction Throttling Valve

Other defective units should be disposed of as authorized by vendor.

#### FRAMES

Minor straightening of flanges, step hangers permitted. Badly bent or damaged frames should not be placed into production. The exercise of good judgment will determine the extent of practical straightening advisable, bearing in mind that design dimensions must be maintained.

#### A C DIVISION PARTS

Minor repairs only. Vendor representative will authorize disposition of non-repairable material.

#### STEERING TIE RODS

Component parts may be replaced. Positively no attempt shall be made to straighten bent or sprung parts.

#### LAMPS

Component parts such as bulbs, sockets, lens, etc., may be replaced.

**PART NUMBER-1379480**

**PAGE NUMBER- 0-14.2**



January 11, 1966  
**1967 BUICK ASSEMBLY INSTRUCTION MANUAL**

**SPECIAL - SKYLARK 43000 - 44000 SERIES**  
**GENERAL INFORMATION (SECTION 0)**  
**ASSEMBLY PLANT REPAIRABLE ITEMS**

TRANSMISSION THREE AND FOUR SPEED SYNCHROMESH

TRANSMISSION - AUTOMATIC

Oil Pan and Gasket  
Adjustment Hole Covers and Gaskets  
Breather Assembly  
Speedo Drive Gear  
Governor Assembly  
Vacuum Modulator Assembly  
Transmission Oil Cooler Lines & Connectors  
(We do not recommend changing any other operating part of the transmission).

REAR AXLES

Brake Backing Plate Assemblies  
Brake Drums  
Wheel Cylinders, Brake Shoes, Etc.  
Axle Shafts for Loose Wheel Studs

Differential Carrier Change is not permissible.

PART NUMBER-1379480

PAGE NUMBER- 0-14.3

# BUICK 1967 ACCESSORY AND OPTION CODES

February 24, 1967

UPC	CARD COL.	SALES CODE	DESCRIPTION OF OPTION	ENGINEERING OPTIONS	SALES OPTIONS
L92	29	A1	Engine - Low Compr. V6 - Export Note: 225 Cu.In. 2 Bbl. Carb.	433,435,443 Export	433,43517-69,44307 Export
	29	A3	Engine - Std. Compr. V8 Note: 300 Cu.In. 2 Bbl. Carb.		433,43517-69,44307; Also 44439 Export only with Auto. Trans.
L90	29	A4	Engine - Low Compr. V8 - Export Note: 300 Cu.In. 2 Bbl. Carb.	434,436,444 Export (N.A. 44455-65,448,43417)	433,43517-69,43635,44307,444 Export (Except N.A. 44455-65,43417)
L90	29	A4	Engine - Low Compr. V8 - Export Note: 340 Cu.In. 2 Bbl. Carb.	44455-65,448,45 Export with Manual Trans. Only	44455-65,45 Export with Manual Trans. Only
L90	29	A5	Engine - Low Compr. V8 - Export Note: 430 Cu.In. 4 Bbl. Carb.	46,48,49 Export	Same as Engineering
L77	29	A7	Engine - High Perf. V8 Note: 340 Cu.In. 4 Bbl. Carb. (2 Bbl. Carb. Std. on Extended Wagons, 44439,44469 and Series 45)	434,436,444,448,45 (Series 45 Available with Auto. Trans. Only) (Std. on 43417)	433,43517-69,43635,44307,44417-39-55-65-67-69,45.
W09	29	A9	LeSabre High Perf. Group - Includes 340 Cu.In. 4 Bbl. Carb., High Perf. Engine L77, Super Turbine 400 Transmission B2-M40, and Specific Ornamentation.	45	Std. 43417. (Series 45 with Auto. Trans. only)
W01	29	A9	Sportwagon 400 - Includes 340 Cu.In. 4 Bbl. Carb. High Perf. Engine A7-L77, Super Turbine 400 Transmission B2-M40, and Specific Ornamentation.	44455-65,448 (Build at Flint Only)	44455-65 (Build at Flint only)
Y49	29	A9	Riviera Gran Sport - Includes Dual Inlet Air Cleaner X52, Heavy Duty Suspension Front and Rear F40, Performance Axle with Positraction Differential with 3.42 Ratio C91, Instrument Panel Monogram B11, Front Fender Monogram T52, Special Style H-70-15 W.W. Wide Oval Tires as Std. Equipment with Red Line Wide Oval Tires (F8-PV2) available as No Cost Option.	49	Same as Engineering
M33	30	B1	Transmission - Super Turbine 300 (Note: Std. Manual Trans. Series 45 cars will be built at Flint Only)	43,44,45, (Except N.A. 446)	433,43417,43517-69,43635,44307,44417-39-55-65-67-69,45
M40	30	B2	Transmission - Super Turbine 400 (Note: Std. Manual Trans. cars will be built at Flint Only Except Series 446)	44455-65,446,448,45; Std. 46,48,49 (Note: Avail. Series 45 and Extended Wagons Only in Opt. A9)	Same as Engineering Except no Series 448
M20	30	B3	Transmission - 4-Speed Manual (N.A. on Long Console Jobs)	446	Same as Engineering
D55	30	B4	Full Length Console (Bucket Seats A51 or Y41 and Auto. Transmission B1-M33 or B2-M40 required)	44307-17-67,44407-17-67,446,46667-87,49487	44307,44417-67,446,46667-87,49487
	30	B6	B1 + B4 with Bucket Seats A51 or Y41	44307-17-67,44407-17-67	44307,44417-67
D57	30	B7	Consolette - For use only with 3- or 4-Speed (B3-M20) Manual Floor Shift Trans. and Bucket Seats A51 or Y41.	446	Same as Engineering
	30	B8	B3 + B7	446	Same as Engineering
	30	B9	B2 + B4	446	Same as Engineering
J52	31	C1	Power Disc Brakes - Not available with Options V1-P01, V2-P05, or V3-M95 on "M" Series	All Except N.A. Series 482,484	Same as Engineering
	31	C2	C1 + C5	49 with Opt. A9	Same as Engineering
	31	C3	C1 + C6	43,44,45	433,43517-69,43635,44307,44417-39-55-65-67-69,446,45
N41	31	C5	Power Steering 15:1 Ratio Gear	49 with Opt. A9,43417 included in Opt. Y43	Same as Engineering
N40	31	C6	Power Steering (Note: N.A. on Series 45 with Std. 3-Speed Manual Trans.)	43,44,45; Std. 46,48,49	433,43417,43517-69,43635,44307,44417-39-55-65-67-69, 446; Balance same as Engineering
J50	31	C7	Power Brakes (Note: N.A. Series 45 with Std. 3-Speed Manual Trans.)	43,44,45,46; Std. 48,49	433,43417,43517-69,43635,44307,44417-39-55-65-67-69, 446; Balance same as Engineering
	31	C8	C6 + C7	43,44,45; Std. 48,49	433,43417,43517-69,43635,44307,44417-39-55-65-67-69, 446; Balance same as Engineering
U63	32	D1	Sonomatic Radio with Manual Antenna	All	Same as Engineering
U64	32	D2	Sonomatic Radio with Electric Antenna U75	45,46,48,49	Same as Engineering
W06	32	D4	AM-FM Stereo Radio U58 with Fr. Spkr. (std.) & Rr. Spkr. U80, & Elec. Ant. U75	45,46,48,49	Same as Engineering
U69	32	D5	AM-FM Radio with Manual Antenna	43,44	433,43417,43517-69,43635,44307,44417-39-55-65-67-69,446
U69	32	D5	AM-FM Radio with Electric Antenna U75	45,46,48,49	Same as Engineering
U80	32	D6	Rear Speaker (Included in D4 when ordered)	All Except N.A. 44367,44467,44667	All Except N.A. 44467,44667
	32	D7	D1 + D6	All Except N.A. 44367,44467,44667	All Except N.A. 44467,44667
	32	D8	D2 + D6	45,46,48,49	Same as Engineering
	32	D9	D5 + D6	All Except "A" Series Convertibles	Same as Engineering
N10	33	E1	Dual Exhaust	46,48; Std. 446,494	Same as Engineering
K19	33	E2	Air Injection Reactor (Note: Build Only at Flint or California)	All (Required California Only)	Same as Engineering
	33	E3	E1 + E2	46,48 (Required California Only)	Same as Engineering
P26	34	F1	Tire W.W. 7.75 x 14 (B.W. Std., Wide Oval F-70-14 Std. 446 Only)	433,434,435,436,443,444 Except 44455-65 & 448; Wide Oval Std. 446	43307-35-69,43417,43517-69,43635,44307,44417-39-67-69; W.W. Wide Oval Std. on 446
P30	34	F2	Tire O.S. W.W. 8.25 x 14	433,434,435,436,443,444 Except 44455-65 & 448	43307-35-69,43417,43517-69,43635,44307,44417-39-67-69
P29	34	F3	Tire O.S. B.W. 8.25 x 14	433,434,435,436,443,444 Except 44455-65 & 448	43307-35-69,43417,43517-69,43635,44307,44417-39-67-69
P16	34	F5	Tire W.W. 7.75 x 14 - 4 Ply Export	433,434,435,436,443,444,446 Except 44455-65 & 448	43307-35-69,43417,43517-69,43635,44307,44417-39-67-69,446
P58	34	F6	Tire O.S. W.W. 8.25 x 14 - 4 Ply Export	433,434,435,436,443,444,446 Except 44455-65 & 448	43307-35-69,43417,43517-69,43635,44307,44417-39-67-69,446
P26	34	F1	Tire W.W. 8.25 x 14 (B.W. Std.)	44455-65,44855-65	44455-65
N81	34	F2	Tire W.W. 8.25 x 14 - 4 Ply, 8 Ply Rating	44455-65,44855-65	44455-65
N82	34	F3	Tire B.W. 8.25 x 14 - 4 Ply, 8 Ply Rating	44455-65,44855-65	44455-65
P16	34	F5	Tire W.W. 8.25 x 14 - 4 Ply Export	44455-65,44855-65	44455-65
P33	34	F7	Tire W.W. Radial Ply 205R-14 (8.25 x 14)	43,44	44455-65
FW8	34	F8	Tire Wide Oval Red Line F-70-14 (Note: Available as no cost option on Series 446 N.A. any other Series Domestic except Model 43417)	446,43417	All "M" Series 446,43417
FW8	34	F8	Tire Wide Oval Red Line F-70-14 - Export	434,436,444 Except Wagons	43307-69,43417,43517-69,44307 with V8 Eng. Opt., 44417-39-67-69
P26	34	F1	Tire W.W. 8.45 x 15 - B.W. Std. - Special Style on Series 49 less C.S. Opt. A9	45,46,49	Same as Engineering
P30	34	F2	Tire O.S. W.W. 8.85 x 15	45,46	Same as Engineering
P29	34	F3	Tire O.S. B.W. 8.85 x 15	45,46	Same as Engineering
P26	34	F1	Tire W.W. 8.85 x 15 (B.W. Std.)	48	Same as Engineering
P16	34	F5	Tire W.W. 8.45 x 15 - 4 Ply - Export	45,46,49	Same as Engineering



# BUICK 1967 ACCESSORY AND OPTION CODES

February 24, 1967

P58	34	F6	Tire O.S. W.W. 8.85 x 15 - 4 Ply - Export	45,46	Same as Engineering
P33	34	F7	Tire W.W. Radial Ply 225R-15 (8.85 x 15)	45,46,48,49	Same as Engineering
P16	34	F5	Tire W.W. 8.85 x 15 - 4 Ply - Export	48	Same as Engineering
PV2	34	F8	Tire Wide Oval Red Line H-70-15 (Note: Available only when Riviera G.S. (Opt. A9) is specified) (No Cost Option)	49487 with Opt. A9	Same as Engineering
PV2	34	F8	Tire Wide Oval Red Line H-70-15 - Export	45,46,49	Same as Engineering
G91	35	G1	Performance Axle with Positraction (Note: Auto. Trans. required except on GS 400) (N.A. on GS 400 with Air Cond.) (N.A. 43417)	All Except Std. on 49487 with Opt. A9	Same as Engineering
G92	35	G2	Performance Axle Non-Positraction 3.23 Ratio (Note: Auto. Trans. and V8 Engine required)	43407-69,43617-69,44407-17-39-67-69	43307-69,43517-69,44307,44417-39-67-69;
G80	35	G4	Positive Traction Differential	All	Same as Engineering
G95	35	G5	Economy Axle	43407-69,43617-69,44407-17-39-67-69	43307-69,43517-69,44307,44417-39-67-69
			2.56 Ratio with Auto. Trans. and V8 Engine	433,435,443 Except Wagons,43435,43635,46	43307-69,43517-69,43635,44307,46
			2.78 Ratio with Auto. Trans. (N.A. on V6 with Air Cond.)	452,454	Same as Engineering
			2.78 Ratio with Auto. Trans. (N.A. with Air Cond.)	43335,43535	43335
			2.93 Ratio with Auto. Trans.	48	Same as Engineering
			2.56 Ratio	433,435,443,43435,43635,45,46,48	43307-35-69,43517-69,43635,44307,45,46,48
G89	35	G6	C4 + C5		
	35	G7	S.C.O. Axle with Positraction (Internal Use Only)	433,435,443 with B1 (N.A. Wagons) 434,436,444	43307-69,43517-69,44307 with B1, 44417-39-67-69
			3.36 Ratio	with Manual Trans. (N.A. Wagons)	43335,43635 with B1
			3.55 Ratio	466	Same as Engineering
			3.90 Ratio	446 with B1	Same as Engineering
G94	35	G8	S.C.O. Axle with Positraction (Internal Use Only) 3.55 Ratio		
G90	35	G9	S.C.O. Axle with Positraction (Internal Use Only)	43,44,45 Except 446	43307-35-69,43517-69,43635,44307,44417-39-55-65-67-69
			3.90 Ratio	46,48,49	Same as Engineering
			3.91 Ratio	446	Same as Engineering
			4.30 Ratio	All (N.A. when H2 or H3 is specified or on Model 49487 when Opt. A9 is specified) (N.A. 43417)	Same as Engineering
G50	36	H1	Trailer Towing Option - Specific Rear Springs and Specific Front and Rear Shocks on All but G.S. and Sportwagon, on which this Opt. consists of Specific Rear Springs Only.		Same as Engineering (Except no Series 448)
F40	36	H2	Ride and Handling Option - Consists of Specific Front and Rear Shock Absorbers, Front and Rear Springs, and on 'A' Series a Larger Diameter Stabilizer Bar	All Except 44455-65, Series 446 and 448; Std. 43417	
G67	36	H3	Automatic Level Control - Includes Rear Shocks and Rear Springs and After Jobs Front Springs on Wildcat, and Electra	Also, N.A. on Model 49487 when Opt. A9 is specified or on any jobs when H1 or H3 is specified	
Y43	36	H4	Rallye-Pac(Consists of N41 15:1 Power Steering Gear and F41 Rear Suspension Stabilizer Bar, Front and Rear Firm Ride Springs and Shock Absorbers Firm Ride Tuned)	44455-65,448,45,46,48,49, N.A. when Opt. H1 or H2 is specified or on Model 49487 when A9 is specified	Same as Engineering (Except no Series 448)
T60	36	H5	Heavy Duty Energizer	43417	43417
	36	H6	H1 + H5	43, 44 Except 446	43307-35-69,43417,43517-69,43635,44307,44417-39-55-65-67-69
	36	H7	H2 + H5	43, 44 Except 446	43307-35-69,43417-43517-69,43635,44307,44417-39-55-65-67-69
	36	H8	H3 + H5	43, 44 Except 43417, 446 and Extended Wagons	43307-35-69,43517-69,43635,44307,44417-39-67-69
	36	H9	H4 + H5 (Y43 + T60)	44455-65,448	44455-65
G61	37	I5	Automatic Climate Control - Air,Cond. System (N.A. with I8)	43417	43417
G60	37	I6	Air Conditioner - Manual Controls (N.A. with I8)	45,46,48,49	Same as Engineering
Y40	37	I7	Heavy Duty Cooling - Includes Fan Drive Thermo Control K02, Fuel Return Lines K15 on 300 and 340 Cu.In. Engines, 5 Amp. Delco-tron K77, Heavy Duty Radiator V02. Note: Opt. Y40 not available when A/C is specified	All	Same as Engineering
G48	37	I8	Delete Heater and Defroster	All	Same as Engineering
A39	38	J1	Custom Front and Custom Rear Seat Belts - tw; each	All	Same as Engineering
A68	38	J2	Delete All Seat Belts - Export	All Except Std. 48,49	Same as Engineering
A85	38	J3	Shoulder Harness - Custom (2) and A39 Custom Seat Belts - Front and Rear - two each	All Export	Same as Engineering
			Shoulder Harness - Custom (2)	43,44,45,46	43307-35-69,43417,43517-69,43635,44307,44417-39-55-65-67-69,446,45,46
A85	38	J3	Shoulder Harness - Custom (2)	48,49	Same as Engineering
A51	38	J4	Shoulder Harness - NOT Custom (2)	All Except 48,49	Same as Engineering
A68	38	J5	Rear Seat Third Seat Belt - Do NOT use with Custom Belts	43,44,45,46	43307-35-69,43417,43517-69,43635,44307,44417-39-55-65-67-69,446,45,46
AL5	38	J6	Rear Seat Third Seat Belt - Custom available with J1 or J3 only Except 48,49	All	Same as Engineering
	38	J7	J1 + J6 (A39 + AL5)	43,44,45,46	43307-35-69,43617,43517-69,43635,44307,44417-39-55-65-67-69,446,45,46
	38	J8	J3 + J6 (A85 + AL5)	All	Same as Engineering
	38	J9	J4 + J5 (A51 + A68)	43,44,45,46	43307-35-69,43617,43517-69,43635,44307,44417-39-55-65-67-69,446,45,46
T87	39	K2	Cornering Lights (Note: N.A. Series 45 with std. 3-Speed Manual Trans.)	45,46,48,49	Same as Engineering
U15	39	K3	Speed Alert (N.A. on 45,46,48,49 when S6-K3) is specified) (Also N.A. on 45 when S3-K33 is specified) (Included in 4110 Speedo option)	All	Same as Engineering
	39	K5	K2 + K3	45,46,48,49	Same as Engineering
A01	40	L1	Soft-Ray Tinted Glass	All	Same as Engineering
A02	40	L2	Soft-Ray Tinted Glass - Windshield Only	All	Same as Engineering
C50	41	M7	Rear Window Defroster	All Except Convertibles and Wagons	Same as Engineering
U05	42	N2	Four Note Horn	45,46,48,49	Same as Engineering
B93	43	O4	Door Guards - Note: Fisher Installed	All Except Wagons other than 44855-65	All Except Wagons (Avail. 44455-65 with Opt. V5)
D33	43	O5	Remote Control Outside Rear View Mirror	All	Same as Engineering
	43	O6	O4 + O5	All Except Wagons other than 44855-65	Same as Engineering (Avail. 44455-65)
Y56	43	O7	Protection Group (Door Guards O4-B93 and Gas Tank Filler Door Guard-B87) (All Fisher Installed)	Wagons Only (N.A. 448)	43335,43635,44455-65 (N.A. on 44455-65 when Opt. V5 is specified)
	43	O9	O5 + O7	Wagons Only (N.A. 448)	43335,43635,44455-65

# BUICK 1967 ACCESSORY AND OPTION CODES

February 24, 1967

UPC	CARD COL.	SALES CODE	DESCRIPTION OF OPTION	ENGINEERING OPTIONS	SALES OPTIONS
Y54	44	P1	Carpet Savers - Front P1-B32 and Rear Floor Mats-B33	All	Same as Engineering
B32	44	P2	Carpet Savers Only	All	Same as Engineering
A42	45	Q4	Power Seat - 6 Way - Bench Only	45,46,48,49	Same as Engineering
A41	45	Q5	Power Seat - 4 Way Tilt Adjuster - Bench Seat and A46 Bucket Seat Note: 2 Way Power Seat Std. 48467	All	Same as Engineering
854	45	Q6	Custom Padded Cushions - Front B50, Rear B52 Note: Std. on Bucket Seat Jobs	43,45,464; Std. 443,444,446,448,466,48,49	43307-35-69,43417,43517-69,43635,45,464; Std. 44307,44417-39-55-65-67-69,446,466,48,49
	45	Q7	Q5 + Q6	43,45,464	Same as Engineering
	45	Q8	Q4 + Q6	45,464	Same as Engineering
A31	46	R1	Power Windows	435,436,44,45,46,48,49; Std. on 48467	43307-35-69,43417,43517-69,43635,45,464
	46	R2	Power Vents (Use with R1 Only)	48467 (Avail. 48 with Opt. R1 Except 48467)	Same as Engineering
A32	46	R3	R1 + R2	48 Except 48467	Same as Engineering
X33	47	S5	Automatic Cruise Control N.A. with Manual Trans. or Kilo. Speedo	43,44 Except 446. Also N.A. on Models 44455-65 or 448 with Opt. A9,45 (Series 45 with Opt. B1 Only)	43307-35-69,43417,43517-69,43635,44307,44417-39-55-65-67-69 (N.A. 44455-65 with Opt. A9), 45 (Series 45 with Opt. B1 Only)
X30	47	S6	Electro Cruise Control N.A. with Manual Trans. or Kilo Speedo	45,46,48,49 (Series 45 with Opt. B2 Only)	Same as Engineering
N33	47	S7	Tilt Steering Wheel - Note: N.A. with 3-Speed Manual Trans. Col. Shift on "A" Series or 3-Speed Manual Trans. or Manual Strg. on Series 45 (Opt. X1 or X2 also required on Series 433,434)	43,44,45,46,48; Std. 49	43307-35-69,43417,43517-69,43635,44307,44417-39-55-65-67-69,446,45,46,48; Std. 49
	47	S8	S6 + S7	45,46,48	Same as Engineering
	47	S9	S5 + S7	43,44 Except 446 or Models 44455-65 or 448 with Opt. A9, 45	43307-35-69,43417,43517-69,43635,44307,44417-39-55-65-67-69,446,45 (N.A. 446 or 44455-65 with A9)
A91	48	T1	Automatic Trunk Release	45,46,48,49	Same as Engineering
A93	48	T2	Vacuum Operated Door Locks	45,46,48,49	Same as Engineering
	48	T3	T1 + T2	45,46,48,49	Same as Engineering
W20	49	U1	Convenience Group - Includes Dual Horns U09, Trunk Light U25 (N.A. on Wagons), Glove Compartment Light U27, Ash Tray Light U28	433,434	43307-35-69,43417
W21	49	U2	Convenience Group - Includes Trunk Light U25 (N.A. on Wagons), Glove Compartment Light U27, Ash Tray Light U28, Electric Clock U35	435,436	43517-69,43635
W22	49	U3	Convenience Group - Includes Trunk Light U25 (N.A. on Wagons), Electric Clock U35	44	44307,44417-39-55-65-67-69,446
Y58	49	U4	Accessory Group - Includes Trunk Light U25, Courtesy Lights U29, Electric Clock U35, License Plate Frame V50	45,46,; Std. 48,49	Same as Engineering
U16	49	U5	Tachometer - Note: For use only when Long Console or Consolette is specified	446,46667-87	Same as Engineering
	49	U7	U3 + U5	446	Same as Engineering
	49	U9	U4 + U5	46667-87	Same as Engineering
P01	50	V1	Deluxe Wheel Cover (Specific Cover Std. on Wildcat and Riviera) (N.A. with C1 on "A" Series)	43,44,452; Std. 454	433,43517-69,43635,44307,44417-39-55-65-67-69,446; Balance same as Engineering
P05	50	V2	Chrome Plated Wheel (N.A. with C1 on "A" Series)	43,44,46,49	43307-35-69,43517-69,43635,44307,44417-39-55-65-67-69,446,46,49
N95	50	V3	Wire Wheel Covers (N.A. with C1 on "A" Series)	44455-65,446,448,45,46	44455-65,446,45,46
P02	50	V4	Super Deluxe Wheel Covers	45,49; Std. 48	Same as Engineering
	50	V5	Wood Grain Applique	Std. 44855-65	44455-65
	50	V6	V2 + V5		44455-65
	50	V7	V3 + V5		44455-65
	50	V8	V1 + V5	44855-65	43307; Std. 43417
W05	51	W1	C.S. Ornamentation Package - Includes G.S. Rear End External Ornamentation from 446 Series B79, G.S. Rear Deck and Rear Quarter Panel Monogram from 446 Series B94, G.S. Grille Monogram from 446 Series T45, Hood Top Center Molding from 436,444 Series T46, Front Fender Side Ornament from 444,446 Series T52. Note: G.S. Monograms to be used are less the "400" Note: Omit T46 on Model 43417.	43307,43407; Std. on 43417	43307-35-69,43517-69,43635; Std. 43417
W10	51	W2	Custom Bright Exterior Moldings - Belt Reveal B85 and Wheel Opening B96	433,434,435,436 Except Std. on 43417	43307
	51	W3	W1 + W2	43307,43407	43307
	51	W4	W1 + W6	43307,43407	43307
	51	W5	Custom Bright Exterior Moldings		
W13			(Rear Quarter Lower Extension B84, Wheel Opening B96, Front Fender Lower Front T53)	452; Std. 454,464,466	Same as Engineering
Y51	51		(Body Side B86, Body Rear B86, Front Fender T53) Note: N.A. on 43307, 43407 when Opt. W1-W05 is specified	433,434; Std. 435,436; N.A. 43417	43307-35-69; Std. 43517-69,43635
B85	51		(Belt Reveal)	44	44307,44417-39-55-65-67-69,446
	51	W6	Custom Bright Exterior Moldings		
W11	51		(Roof Drip Scalp and Windshield Pillar B80, Door Window and Center Pillar Scalp B90, Rear Quarter Window Scalp B91. Note: No B91 on 43569,43669) (B80 included in C08 on Model: 43307,43407)	433,434,43535-69,43635-69 Except 43417	433,43569,43635
	51		(Roof Drip B80, and Door Window Frame B90) (B80 included in W07)	45269,45069	Same as Engineering
W11	51		(Belt Reveal B85, and Door Window Frame B90) (Omit B85 when W07 is specified)	46469	Same as Engineering
	51	W7	W5 + W6	433,434,45869	433,45269
	51	W8	W2 + W6	433,434,43535-69,43635-69 Except 43417	433,43569,43635
	51	W9	W1 + W2 + W6	43307,43407	43307,
	51	W4	W2 + W5 + W6	433,434	433
	51	W8	W2 + W5	433,434	433
W04	51	W0	California C.S. Ornamentation Package - Includes G.S. Ornamentation Package W05-W1 (less Hood Top Center Molding T48), G.S. 400 Hood, Hood Top Ornaments and Inserts T47, Paint Strips, Side D93; G.S. Emblem on Sail Panel C01, Hi-Perf. V8 340 Cu. In. 4 Bbl. Carb. Engine L77-A7 is required Note: Opts. W0, WX, WL, & WM are for Fremont use only.	43407	43307
	51	W0	W0 + W2 + W6-W04 + W10 + W11	43407	43307
	51	W1	W0 + W2-W04 - W10	43407	43307
	51	W0	W0 + W6-W04 + W11	43407	43307

# BUICK 1967 ACCESSORY AND OPTION CODES

February 24, 1967

N30	52	X1	Deluxe Steering Wheel (required when S7 is specified)	433,434; Std. 435,436,443,444,446,448	43307-35-69,43417; Std. 43517-69,43635,44307, 44417-39-55-65-67-69,446
Y53	52	X2	Appearance Group - Includes Carpeting Front and Rear Floor B30, Deluxe Steering Wheel N30. Note: Carpet Std. on 43307-69, 43407-69 with Trims 131, 134, 138; Carpet Std. on 43417 with Trim 118	433,434; Std. 435,436,443,444,446,448	43307-35-69; Std. 43517-69,43635,44307,44417-39-55-65-67-69,446
D56	52	X3	Floor Console - Short Non-Shift - with Bucket Seat Options A51 or Y41 only	44307-17-67,44407-17-67,446; Std. 454,464, 466,484,494 with Bucket Seats	44307-17-67,44417-67,446; Std. Balance same as Engineering
B39	53	Y2	Load Floor Area Carpet	44455-65,448	44455-65
V55	53	Y3	Luggage Rack	44455-65,448	43335,43635,44455-65
V56	53	Y4	Luggage Locker with Lock	44455-65,448	44455-65
	53	Y5	Y2 + Y3	44455-65,448	44455-65
	53	Y6	Y2 + Y4	44455-65,448	44455-65
	53	Y7	Y2 + Y3 + Y4	44455-65,448	44455-65
	53	Y8	Y3 + Y4	44455-65,448	44455-65
A66	54	Z2	Divided Rear Seat	43535,43635,44455,44855; Std. 44465,44865	43635,44455; Std. 44465
A33	54	Z4	Power Tailgate Window	Wagons Only	43335,43635,44455-65
	54	Z7	Z2 + Z4	43535,43635,44455,44855	43635,44455
Y42	56	1A	Reclining Seat Passenger Side Strato Bench A69 and Headrests A81, Both Sides	49	Same as Engineering
Y41	56	1B	Reclining Seat Passenger Side Strato Bucket A70 and Headrests A81, Both Sides	44307-17-67,44407-17-67,446,45487,46487, 46667-87,48467,49487	44307,44417-67; Balance same as Engineering
A82	56	1C	Headrests Both Sides - Conventional Bench Seat	All	Same as Engineering
A81	56	1D	Headrests - Strato-type Seat	44307-17-67,44407-17-67,446,45487,46487, 46667-87,48467,49487	44307,44417-67; Balance same as Engineering
P32	59	52	Delete Spare Tire - Export Only	All	Same as Engineering
U18	60	66	Kilo Speedometer - Export Only with Safety Buzzer Included - Note: N.A. with Any Cruise Control	All	Same as Engineering
	62	8W	Protective Spray and Export Preparation - :U.P.	All	Same as Engineering
V60	62	8X	Foot Tire Pump - Export	All	Same as Engineering
	62	8Y	8W + 8X	All	Same as Engineering
T74	63	99	Export Dual Headlamps - Left Rule of Road	All	Same as Engineering
A51	Trim		Bucket Seats - Strato - Rt. and Lt. Fret.	44307-17-67,44407-17-67,446,46667-87,48467; Std.49	44307,44417-67; Balance same as Engineering
A65	Trim		Seat Assembly - Front Notchback	44307-17-67,44407-17-67; Std. 44339,44439	44307,44417-67; Std. 44439
A52	Trim		Bench Seat - Front Conventional	49	Same as Engineering
A53	Trim		Bench Seat - Front Strato	49	Same as Engineering
C08	21	1	Soft Trim Roof Covering - White (Includes Roof Drip Molding B80 on 43307,43407)	43307,43407,43517,43617,44307-17-39,44407-17-39-69, 44607-17,46439-87,46639-87,482,48439-57-69,49487	43307,43517,44307,44417-39-69; Balance same as Engineering
C08	21	2	Soft Trim Roof Covering - Black (Includes Roof Drip Molding B80 on 43307,43407)	43307,43407,43417,43517,43617,44307-17-39,44407-17-39-69,44607-17,46439-87,46639-87,482,48439-57-69, 49487	43307,43417,43517,44307,44417-39-69; Balance same as Engineering
C08	21	4	Soft Trim Roof Covering - Blue (Includes Roof Drip Molding B80 on 43307,43407)	43307,43407,43517,43617,44307-17-39,44407-17-39-69 44607-17,46439-87,46639-87,482,48439-57-69,49487	43307,43517,44307,44417-39-69; Balance same as Engineering
C08	21	9	Soft Trim Roof Covering - Green (Includes Roof Drip Molding B80 on 43307,43407)	43307,43407,43517,43617,44307-17-39,44407-17-39-69 44607-17,46439-87,46639-87,482,48439-57-69,49487	43307,43517,44307,44417-39-69; Balance same as Engineering
D99	23,24		Two Tone Paint (Includes Rear Quarter Belt Fin. Molding-Except on Wagons)	All Except Convertibles and Series 49 and 43417	Same as Engineering
W07	21	1	Custom Vinyl Roof Covering (C08) White and Belt Reveal Molding B85 } With Roof Drip	452,45439-69-87,46469	Same as Engineering
W07	21	2	Custom Vinyl Roof Covering (C08) Black and Belt Reveal Molding B85 } Molding B80 on	452,45439-69-87,46469	Same as Engineering
W07	21	4	Custom Vinyl Roof Covering (C08) Blue and Belt Reveal Molding B85 } 45269,45469	452,45439-69-87,46469	Same as Engineering
W07	21	9	Custom Vinyl Roof Covering (C08) Green and Belt Reveal Molding B85 }	452,45439-69-87,46469	Same as Engineering
W08	Trim		Front Bucket Seat A51 and Rear Seat Custom Padded Cushion B52	45487,46487	Same as Engineering
W12	Trim		Extra Cost Deluxe Trim (Includes B30, D15 with Interior Trim and Material same as Model 43689 Trim Combinations 131, 134, 138)	43369,43469	43369
W17	Trim		Extra Cost Deluxe Trim (Includes UPC A65, H28, C87, D15, Y17 with Interior Trim and Material Identical to Trim Combinations 161 through 168)	43517,43617	43517
Y45	Trim		Extra Cost Deluxe Trim (Includes UPC A51, J92, B10, B13, B18, B24, B25, D15, Y18 with Trim Combinations 610 through 628)	49487	Same as Engineering
Y46	Trim		Extra Cost Deluxe Trim (Includes UPC A51, J92, B10, B13, B18, B24, B25, D15, Y18 with Trim Combinations 651 through 658)	49487	Same as Engineering
W19	Trim		Extra Cost Deluxe Trim (Includes B30, D10, D15, Y04 with Interior Trim and Material same as Model 43617 Trim Combinations 131, 134, 138 Special Order Paint	43307,43407	43307
				All	Same as Engineering
#	55	*1	Sales Billing Procedure		
#	55	*2	Service Billing Procedure		
#	55	*3	Service Training Billing Procedure		
#	55	*4	Dealer Demo or Zone Company Car		
#	55	*5	Fleet Order		
#	55	*6	Retail Order		
#	55	*7	Plant Factory Delivery		
#	55	*8	Special Car Order		
#	55	*9	*7 + *8		
#	55	*D	Division #01 Dealer Delivery		

Prepared by  
M. D. Pomeroy  
for  
L. W. Mick  
Prod. Prog.  
Ex. 65808

BUICK SALES CODES FOR ACCESSORY OPTIONS

UPC GROUP	CARD COL	SALES CODE	MODELS							* CHANGES	DESCRIPTION	TOOLING	
			433	434	435	436	443	444	446				448
			036 759	036 759	136 759	136 759	0136 7797	013566 779557	016 777	56 55			
A01	40	L1	AAA	AAA	AAA	AAA	AAAA	AAAAAA	AAA	AA		SOFT-RAY TINTED GLASS	C
A02	40	L2	AAA	AAA	AAA	AAA	AAAA	AAAAAA	AAA	AA		SOFT-RAY TINTED GLASS-W/S ONLY	C
AS1	38	J4	AAA	AAA	AAA	AAA	AAAA	AAAAAA	AAA	AA		SHOULDER HARNESS-FRT SEAT RT & LT-INSTLD BY FISHER BODY NOTE-NOT TO BE USED WITH CUSTOM SEAT BELTS	N
A31	46	R1			AAA	AAA	AAAA	AAAAAA	AAA	AA		POWER WINDOWS	N
A33	54	Z4	A	A	A	A		AA		AA		POWER TAILGATE WINDOW	N
A39	38	J1	AAA	AAA	AAA	AAA	AAAA	AAAAAA	AAA	AA		TWO CUSTOM FRONT & CUSTOM REAR SEAT BELT SETS-FRONT BELTS WITH RETRACTORS	N
A41	45	Q5	AAA	AAA	AAA	AAA	AAAA	AAAAAA	AAA	AA		POWER SEAT-4 WAY TILT ADJUSTER BENCH SEAT ONLY	C
A46	45	Q5					AA A	AA A	AAA			POWER SEAT-4 WAY TILT ADJUSTER BUCKET SEAT	C
A48	38	J2	AAA	AAA	AAA	AAA	AAAA	AAAAAA	AAA	AA		DELETE SEAT BELTS-FRT & RR-EXPORT ONLY	

BUICK SALES CO FOR ACCESSORY OPTIONS

UPC GROUP	CARD COL	SALES CODE	MODELS								* CHANGES	DESCRIPTION	TOOLING
			433	434	435	436	443	444	446	448			
			036	036	136	136	0136	013566	016	56			
			759	759	759	759	7797	779557	777	55			
A51							AA A	AA	A	AAA		BUCKET SEATS-STRATO-FRONT	N
A65							AASA	AAS	A		*	SEAT ASY-FRONT NOTCH BACK	N
A66	54	Z2			A	A			AS	AS		DIVIDED REAR SEAT	C
A81		1D					AA A	AA	A	AAA		HEADRESTS-STRATO TYPE SEATS	C
A82		1C	AAA	AAA	AAA	AAA	AAAA	AAAAAA	AAA	AA		HEADREST-BOTH SIDES-CONVENT BENCH SEAT	C
A85	38	J3	AAA	AAA	AAA	AAA	AAAA	AAAAAA	AAA	AA		SHOULDER HARNESS-CUSTOM-FRT SEAT R & L & CUSTOM SEAT BELTS FRT & RR WITH RETRACTORS ON FRONT BELTS A39-INSTLD BY FISHER	C
B32	44	P2	AAA	AAA	AAA	AAA	AAAA	AAAAAA	AAA	AA		CARPET SAVERS ONLY	C
B39	53	Y2						AA		AA		LOAD FLOOR AREA CARPET	C
B54	45	Q6	AAA	AAA	AAA	AAA	SSSS	SSSSSS	SSS	SS		CUSTOM PADDED CUSHIONS B50 FRONT B52 REAR	C
B85	51	W5					AAAA	AAAAAA	AAA	AA		CUSTOM BRIGHT EXTERIOR MLDGS-BELT REVEAL	N
B93	43	O4	A A	A A	A A	A A	AAAA	AAA A	AAA	AA	*	DOOR GUARDS INST BY FISHER	N

A.I.M. 1379480 Page 0-15.2

DATE 06-10-66

1967 BUICK SPECIAL & SKYLARK

SHEET NO. 2

BUICK SALES C<sub>T</sub> FOR ACCESSORY O<sub>P</sub>TIONS

UPC GROUP	CARD COL	SALES CODE	MODELS				FOR ACCESSORY O <sub>P</sub> TIONS				* CHANGES	DESCRIPTION	TOOLING
			433	434	435	436	443	444	446	448			
			036	036	136	136	0136	013566	016	56			
			759	759	759	759	7797	779557	777	55			
C08	21	1	A	A	A	A	AAA	AAA	AA	*	SOFT TRIM ROOF COVERING-WHITE	N	
C08	21	2	A	A	A	A	AAA	AAA	AA	*	SOFT TRIM ROOF COVERING-BLACK	N	
C48	37	I8	AAA	AAA	AAA	AAA	AAAA	AAAAAA	AAA		DELETE HEATER & DEFROSTER	N	
C50	41	M7	A A	A A	A A	A A	AAA	AAA	AA		REAR WINDOW DEFROSTER	N	
C60	37	I6	AAA	AAA	AAA	AAA	AAAA	AAAAAA	AAA		AIR CONDITION-N.A. WITH I8-C48 OS TIRES INCLUDED ON V6 JOBS	N	
D33	43	O5	AAA	AAA	AAA	AAA	AAAA	AAAAAA	AAA		REMOTE CTL OUTSIDE RR VW MIR	C	
D55	30	B4									FULL LENGTH CONSOLE-AVAILABLE ONLY IN OPTS B6 OR B9	C	
	30	B6					AA A	AA A			B1 & B4-M33 & D55 WITH BUCKET SEAT OPTS A51 OR Y41		
	30	B9							AAA	*	B2 & B4-M40 & D55 WITH BUCKET SEAT OPTS A51 OR Y41		

A.I.M. 1379480 Page 0-15.3

MOTOR DIVISION  
**BUICK SALES CC FOR ACCESSORY OPTIONS**

UPC GROUP	CARD COL	SALES CODE	MODELS							* CHANGES	DESCRIPTION	TOOLING	
			433	434	435	436	443	444	446				448
			036	036	136	136	0136	013566	016	56			
			759	759	759	759	7797	779557	777	55			
D56	52	X3					AA A	AA	A	AAA		FLOOR CONSOLE-SHORT NON SHIFT- NOTE-WITH BUCKET SEAT OPTION A51 ONLY	C
D57	30	B7								AAA		CONSOLETTTE-FOR USE WITH 3 SPEED OR 4 SPEED MANUAL DOOR SHIFT TRANS WITH BUCKET SEATS OPT A51 OR Y41	C
D99			AAA	AAA	AAA	AAA	AAA	AAAAA	AA	AA		TWO TONE PAINT-INCLUDES RR QTR BELT FIN MLDG EXCEPT ON WAGONS	N
F40	36	H2	AAA	AAA	AAA	AAA	AAAA	AAA	A			FIRM RIDE & HANDLING PACKAGE- CONSISTS OF SPECIFIC FRT & RR SPRINGS-SPECIFIC FRT & RR SHOCK ABS & LARGER DIAM STAB- ILIZER BAR-NOTE. THIS OPT N.A. WHEN OPT H1 UPC G50 IS SPEC.	N
G50	36	H1	AAA	AAA	AAA	AAA	AAAA	AAAAAA	AAA	AA		TRAILER TOWING PACKAGE- CONSISTS OF SPECIFIC REAR SPRINGS & SPECIFIC FRT & RR SHOCK ABS ON AXL BUT MODELS 44455-65 & SERIES 446 & 448 ON WHICH JOBS THIS OPT CONSISTS OF SPECIFIC RR SPRINGS ONLY- NOTE. OPT H1 UPC G50 N.A. WHEN OPT H2 UPC F40 OR OPT H3  UPC G67 IS SPECIFIED	N

A.I.M. 1379480 Page 0-15.4

DATE 06-10-66

1967 BUICK SPECIAL & SKYLARK

SHEET NO. 4

BUICK SALES CO. MOTOR DIVISION  
FOR ACCESSORY OPTIONS

UPC GROUP	CARD COL	SALES CODE	MODELS							* CHANGES	DESCRIPTION	TOOLING	
			433	434	435	436	443	444	446				448
			036	036	136	136	0136	013566	016	56			
			759	759	759	759	7797	779557	777	55			
G67	36	H3						AA		AA			N
G80	35	G4	AAA	AAA	AAA	AAA	AAAA	AAAAAA	AAA	AA			C
G89	35	G7	A A	A A	A A	A A	AAAA	AAA A					
G89	35	G7	A		A								
G89	35	G7							AAA				
G90	35	G9	AAA	AAA	AAA	AAA	AAAA	AAAAAA		AA			

A.I.M. 1379480 Page 0-15.5



BUICK SALES CC FOR ACCESSORY OPTIONS

UPC GROUP	CARD COL	SALES CODE	MODELS							* CHANGES	DESCRIPTION	TOOLING	
			433	434	435	436	443	444	446				448
			036	036	136	136	0136	013566	016	56			
			759	759	759	759	7797	779557	777	55			
G90	35	G9							AAA			SPEC CAR ORDER AXLE 4.30 RATIO WITH POSITRACTION-INTERNAL USE ONLY	
G91	35	G1	AAA	AAA	AAA	AAA	AAAA	AAAAAA	AAA	AA		PERFORMANCE AXLE WITH POSITRACTION	C
G94	35	G8							AAA			SPEC CAR ORDER AXLE 3.55 RATIO WITH POSITRACTION-INTERNAL USE ONLY-USE WITH AUTO TRANS	
G95	35	G5	A A	A	A A	A	AAAA					ECONOMY AXLE-2.78 RATIO WITH AUTO TRANS	N
G95	35	G5	A		A							ECONOMY AXLE-2.93 RATIO WITH AUTO TRANS	N
J50	31	C7	AAA	AAA	AAA	AAA	AAAA	AAAAAA	AAA	AA		POWER BRAKES	N
J52	31	C1	AAA	AAA	AAA	AAA	AAAA	AAAAAA	AAA	AA	*	POWER DISC BRAKES N.A. WITH 6.95 TIRES OR WHEEL COVER OPTIONS V1-P01 V3 N95 OR CHROME WHEELS V2-P05	N
K19	33	E2	AAA	AAA	AAA	AAA	AAAA	AAAAAA	AAA	AA		AIR INJECTION REACTOR INSTALLED IN ALL CALIF CARS. BUILD ONLY AT FLIND OR FREMONT	N

A.I.M. 1379480 Page 0-15.6

DATE 06-10-66

1967 BUICK SPECIAL & SKYLARK

SHEET NO. 6

BUICK SALES C

MOTOR DIVISION  
FOR ACCESSORY OPTIONS

UPC GROUP	CARD COL	SALES CODE	MODELS							* CHANGES	DESCRIPTION	TOOLING	
			433	434	435	436	443	444	446				448
			036 759	036 759	136 759	136 759	0136 7797	013566 779557	016 777	56 55			
K33	47	S5	AAA	AAA	AAA	AAA	AAAA	AAAAAA		AA	*	AUTOMATIC CRUISE CONTROL-N.A. MANUAL TRANS OR K&L SPEEDO OR SPORTWAGON 400 BPT A9-W01	C
L77	29	A7		AAA		AAA		AAAAAA		AA		ENGINE-HI. PERF V8-340 CU IN 4 BBL CARB-2 BBL CARB STD ON 44439-44455-44465 & 448 300 CU IN V8 2 BBL CARB ENG STD ON ALL OTHER 434-436-444	N
L90	29	A4		AAA		AAA		AAA	A			ENGINE-LOW COMPR-V8 EXPORT 300 CU IN 2-BBL CARB.	N
L90	29	A4						AA		AA		ENGINE-LOW COMPR-V8 EXPORT 340 CU IN 2 BBL CARB-TD BE USED WITH MANUAL TRANS ONLY	C
L92	29	A1	AAA		AAA		AAAA					ENGINE-LOW COMPR-V6 EXPORT 225 CU IN 2 BBL CARB	N
	29	A3	AAA		A A		A				*	ENGINE-STD COMPR W8-SALES CODE ONLY-NOTE.300 CU IN 2 BBL CARB	

A.I.M. 1379480 Page 0-15.7

DATE

06-10-66

1967 BUICK SPECIAL & SKYLARK

SHEET NO.

7

BUICK SALES CL FOR ACCESSORY OPTIONS

UPC GROUP	CARD COL	SALES CODE	MODELS								* CHANGES	DESCRIPTION	TOOLING
			433	434	435	436	443	444	446	448			
			036 759	036 759	136 759	136 759	0136 7797	013566 779557	016 777	56 55			
M20	30	B3							AAA			TRANSMISSION-4 SPEED MANUAL NOT AVAIL ON LONG CONSOLE-	N
M33	30	B1	AAA	AAA	AAA	AAA	AAAA	AAAAAA		AA		TRANSMISSION-SUPER TURB 300	N
M40	30	B2						AA	AAA	AA		TRANSMISSION-SUPER TURB 400- AVAIL IN SPORTWAGONS ONLY WHEN OPT A9-UPC W01 IS SPEC	N
N10									SSS			DUAL EXHAUST	N
N30	52	X1	AAA	AAA	SSS	SSS	SSSS	SSSSSS	SSS	SS		STEERING WHEEL-DELUXE	N
N33	47	S7	AAA	AAA	AAA	AAA	AAAA	AAAAAA	AAA	AA		TILT STEERING WHEEL-NOTE: N/A WITH 3 SPD MANUAL TRANS COLUMN SHIFT	N
N40	31	C6	AAA	AAA	AAA	AAA	AAAA	AAAAAA	AAA	AA		POWER STEERING	N
N82	34	F3						AA		AA		TIRE-BW 8.25X14-4 PLY WITH 8 PLY RATING	C
N83	34	F2						AA		AA		TIRE-WW 8.25X14-4 PLY WITH 8 PLY RATING	C
N95	50	V3						AA	AAA	AA		WIRE WHEEL COVERS	N

A.I.M. 1379480 Page 0-15.8

DATE 06-10-66

1967 BUICK SPECIAL & SKYLARK

SHEET NO. 8

BUICK SALES C FOR ACCESSORY OPTIONS

UPC GROUP	CARD COL	SALES CODE	MODELS								* CHANGES	DESCRIPTION	TOOLING
			433	434	435	436	443	444	446	448			
			036	036	136	136	0136	013566	016	56			
			759	759	759	759	7797	779557	777	55			
P01	50	V1	AAA	AAA	AAA	AAA	AAAA	AAAAAA	AAA	AA	*	WHEEL COVERS-DELUXE	N
P05	50	V2	AAA	AAA	AAA	AAA	AAAA	AAAAAA	AAA	AA		CHROME PLATED WHEEL-NOT AVAIL WITH 6.95X14 TIRES	N
P16	34	F5	A A	A A	A A	A A	AAAA	AAA	A			TIRE-WW 7.35X14-4 PLY EXPORT AVAIL ON V6 WITH OR WITHOUT AIR COND	C
P16	34	F5	A	A	A	A			AAA			TIRE-WW 7.75X14-4 PLY EXPORT	C
P16	34	F5						AA		AA		TIRE-WW 8.25X14-4 PLY EXPORT	C
P26	34	F1	A A		A A							TIRE-WW 6.95X14-BW STD-DO NOT USE ON AIR COND JOBS	C
P26	34	F1	A A	A A	A A	A A	AAAA	AAA	A			TIRE-WW 7.35X14-BW STD-USE ON V6 WITH OR WITHOUT AIR COND	C
P26	34	F1	A	A	A	A				SSS		TIRE-WW 7.75X14-BW STD	C

A.I.M. 1379480 Page 0-15.9

DATE 06-10-66

1967 BUICK SPECIAL & SKYLARK

SHEET NO. 9

BUICK SALES CC FOR ACCESSORY OPTIONS

UPC GROUP	CARD COL	SALES CODE	MODELS								* CHANGES	DESCRIPTION	TOOLING	
			433	434	435	436	443	444	446	448				
			036	036	136	136	0136	013566	016	56				
			759	759	759	759	7797	779557	777	55				
P26	34	F1							AA		AA		TIRE-WW 8.25X14-BW STD	C
P27	34	F2	A	A	A	A	A	AAAA	AAA	A			TIRE-OSWW 7.75X14-AVAIL ON V6 WITH AIR COND	C
P28	34	F3	A	A	A	A	A	AAAA	AAA	A			TIRE-OSBW 7.75X14-AVAIL ON V6 WITH AIR COND	C
P29	34	F3	A	A		A	A						TIRE-OSBW 7.35X14-DO NOT USE ON AIR COND JOBS	C
P29	34	F3	A		A								TIRE-OSBW 8.25X14	C
P30	34	F2	A	A		A	A						TIRE-OSWW 7.35X14-DO NOT USE ON AIR COND JOBS	C
P30	34	F2	A		A						AAA		TIRE-OSWW 8.25X14	C
P32		52	AAA	AAA	AAA	AAA	AAAA	AAAAAA	AAA	AA			DELETE SPARE TIRE-EXPORT ONLY	
P37	34	F6	A	A	A	A	A	AAAA	AAA	A			TIRE-OSWW 7.75X14-4 PLY EXPORT AVAIL ON V6 WITH OR WITHOUT AIR COND	C
P58	34	F6	A		A								TIRE-OSWW 8.25X14-4 PLY EXPORT	C

A.I.M. 1379480 Page 0-15.10

DATE 06-10-66

1967 BUICK SPECIAL & SKYLARK

SHEET NO. 10

BUICK SALES CC FOR ACCESSORY OPTIONS

UPC GROUP	CARD COL	SALES CODE	MODELS								* CHANGES	DESCRIPTION	TOOLING
			433	434	435	436	443	444	446	448			
			036	036	136	136	0136	013566	016	56			
			759	759	759	759	7797	779557	777	55			
T60	36	H5	AAA	AAA	AAA	AAA	AAAA	AAAAAA		AA		HEAVY DUTY ENERGIZER	N
T74	63	99	AAA	AAA	AAA	AAA	AAAA	AAAAAA	AAA	AA		EXPORT DUAL HEADLAMP-LT RULE OF ROAD	N
U15	39	K3	AAA	AAA	AAA	AAA	AAAA	AAAAAA	AAA	AA		SPEED ALERT	N
U16	49	U5							AAA			TACHOMETER-USE ONLY WITH FULL LGTH CONS OR CONSOLETTTE	C
U18	60	66	AAA	AAA	AAA	AAA	AAAA	AAAAAA	AAA	AA		KILO SPEEDO-EXPORT ONLY SAFETY BZR REQD-N3A.WITH ELECTRD CRUISE CONTROL K30 OR AUTO CRUISE CTR K33	C
U63	32	D1	AAA	AAA	AAA	AAA	AAAA	AAAAAA	AAA	AA		SONOMATIC RADIO-MAN ANT.	N
U69	32	D5	AAA	AAA	AAA	AAA	AAAA	AAAAAA	AAA	AA		AM/FM RADIO WITH MAN ANTENNA	N
U80	32	D6	AAA	AAA	AAA	AAA	AAA	AAAAA	AA	AA		REAR SPEAKER	N
V55	53	Y3	A	A	A	A		AA		AA		LUGGAGE RACK	C
V56	53	Y4						AA		AA		LUGGAGE LOCKER WITH LOCK	C
V60	61	8X	AAA	AAA	AAA	AAA	AAAA	AAAAAA	AAA	AA		FOOT TIRE PUMP-EXPORT	C

A.I.M. 1379480 Page 0-15.11

DATE 06-10-66

1967 BUICK SPECIAL & SKYLARK

SHEET NO. 11

BUICK SALES CL FOR ACCESSORY OPTIONS

UPC GROUP	CARD COL	SALES CODE	MODELS							* CHANGES	DESCRIPTION	TOOLING	
			433	434	435	436	443	444	446				448
			036	036	136	136	0136	013566	016	56			
			759	759	759	759	7797	779557	777	55			
W01	29	A9						AA		AA			
W05	51	W1	A	A							*	G.S. ORNAMENTATION PKG-INCLD B86-REAR DECK MLDG & EXTN FROM 446 SERIES B94-GS MONOGRAM-REAR DECK & RR QTR-FROM 446 SERIES T45-GS GRILLE MONOGRAM FROM 446 SERIES T47-HOOD TOP CTR MLDG FROM 436-444 SERIS  T52-FRT FDR SIDE ORN FROM 444-446 SERIES V21-GS GRILLE FROM 446 SERIES	N
W10	51	W2	A	A	AAA	AAA					*	CUSTOM BRIGHT EXTERIOR MLDGS-B85 BELT REVEAL B96 WHEEL OPENING	N
W11	51	W6	A	A	AA	AA						CUSTOM BRIGHT EXTERIOR MLDGS-B80 ROOF DRIP SCALP & W/S PLR B90 DR WDW & CTR PER SCALP B91 RR QTR WDW SCALP NOTE: NO B91 ON 43569-43669	N

A.I.M. 1379480 Page 0-15.12

DATE 06-10-66

1967 BUICK SPECIAL & SKYLARK

SHEET NO. 12

BUICK SALES CO FOR ACCESSORY OPTIONS

UPC GROUP	CARD COL	SALES CODE	MODELS							* CHANGES	DESCRIPTION	TOOLING	
			433	434	435	436	443	444	446				448
			036	036	136	136	0136	013566	016	56			
			759	759	759	759	7797	779557	777	55			
W12			A	A							*	DELUXE TRIM-EXTRA COST-INCLS B12 SUPPORT-RR VIEW MIRROR B30 CARPETING FRT & RR FLOOR D15 DELUXE ARM REST SIDE F & R NOTE-INT TRIM DESIGN & MATL DIST IDENT TO M/43669 WITH TRIM COMBS 131-134-138	N
W17					A	A						DELUXE TRIM-EXTRA COST-INCLS A65-SEAT ASY-FRONT NOTCH BACK B28 DOOR HDL-REMOTE-PADL TYPE C87 COURTESY LAMPS-SAIL AREA D15 ARM REST-DELUX-F & R SIDE Y17 SHELF TRIM-DELUXE INT TRIM & MATL DIST IDENT WITH TRIMS 161 THRU 168	N
W19			A	A							*	DELUXE TRIM-EXTRA COST-INCLS- B12 SUPPORT-REAR VIEW MIRROR B30 CARPETING-FLOOR D10 ARM REST-QUARTER ASH TRAY Y06 COVER-FRT SEAT OTR HGE ARM INT TRIM DESIGN & MATL DIST IDENT TO M/43607 TRIM COMBS 131-134-138	

A.I.M. 1379480 Page 0-15.13



BUICK SALES CO

MOTOR DIVISION  
FOR ACCESSORY OPTIONS

UPC GROUP	CARD COL	SALES CODE	MODELS								* CHANGES	DESCRIPTION	TOOLING
			433	434	435	436	443	444	446	448			
			036	036	136	136	0136	013566	016	56			
			759	759	759	759	7797	779557	777	55			
W20	49	U1	AAA	AAA							*	CONVENIENCE GROUP-INCLUDES- U09 DUAL HORNS U25 TRUNK LIGHT-N.A. WAGONS U27 GLOVE BOX LIGHT U28 ASH TRAY LIGHT	C
W21	49	U2			AAA	AAA					*	CONVENIENCE GROUP-INCLUDES- U25 TRUNK LIGHT-N.A. WAGONS U27 GLOVE BOX LIGHT U28 ASH TRAY LIGHT U35 ELECTRIC CLOCK	C
W22	49	U3					AAAA	AAAAAA	AAA	AA	*	CONVENIENCE GROUP-INCLUDES- U25 TRUNK LIGHT-N.A. WAGONS U35 ELECTRIC CLOCK NOTE-ASH TRAY LIGHT STD ON THESE MODELS	C
Y40	37	I7	AAA	AAA	AAA	AAA	AAAA	AAAAAA	AAA	AA	*	HEAVY DUTY COOLING-INCLUDES K02-FAN DRIVE THERMO CTL K15-FUEL RETURN LINES K77-DELCO TRON 55 AMP V02-HEAVY DUTY RADIATOR NOTE-K15 NOT REQD WHEN 400 CU IN ENGINE IS SPECIFIED. ALSO OPT Y40 N.A. WHEN A/C IS SPECIFIED	N

A. I. M. 1379480 Page 0-15.14

DATE 06-10-66

1967 BUICK SPECIAL & SKYLARK

SHEET NO. 14

BUICK SALES CODES      ACCESSORY OPTIONS

UPC GROUP	CARD COL	SALES CODE	MODELS							* CHANGES	DESCRIPTION	TOOLING		
			433	434	435	436	443	444	446				448	
			036	036	136	136	0136	013566	016	56				
			759	759	759	759	7797	779557	777	55				
Y41		1B					AA A	AA	A	AAA			RECLINING SEAT PASSENGER SIDE A70 STRATO BUCKET SEATS A81 HEADREST-BOTH SIDES	C
Y51	51	W5	AAA	AAA	SSS	SSS							CUSTOM BRIGHT EXTERIOR MLDGS- B84 BODY SIDE B86 BODY REAR T53 FRONT FENDER NOTE.N.A.ON M/43307-43407 WHEN OPT W1 IS SPEC	N
Y53	52	X2	AAA	AAA	SSS	SSS	SSSS	SSSSSS	SSS	SS			APPEARANCE GROUP-INCLUDES- B30 CARPETING FRT & RR FLOOR N30 DEMUXE STEERING WHEEL NOTE.CARPET STD ON 43369-43469 WITH TRIMS 131-134-138	C
Y54	44	P1	AAA	AAA	AAA	AAA	AAAA	AAAAAA	AAA	AA			CARPET SAVERS & HANDY MATS B32 FRONT CARPET SAVERS B33 REAR FLOOR MATS	C
Y56	43	07	A	A	A	A		AA					* PROTECTION GROUP-DR GUARD B93 & GAS FILLER DR GUARD B87-BOTH FISHER INSTALLED-NOTE.FILLER DR GRD AVAIL ON WAGONS ONLY THIS OPTION INSTD BY FISHER	N
	61	8W	AAA	AAA	AAA	AAA	AAAA	AAAAAA	AAA	AA			SPRAY TARP & EXP PREP-S.U.P.	C
	50	V5						AA					* WOOD GRAIN APPLIQUE	
			AAA	AAA	AAA	AAA	AAAA	AAAAAA	AAA	AA			SPECIAL ORDER PAINT	