


ILLINOIS PAINT HORSE ASSOCIATION

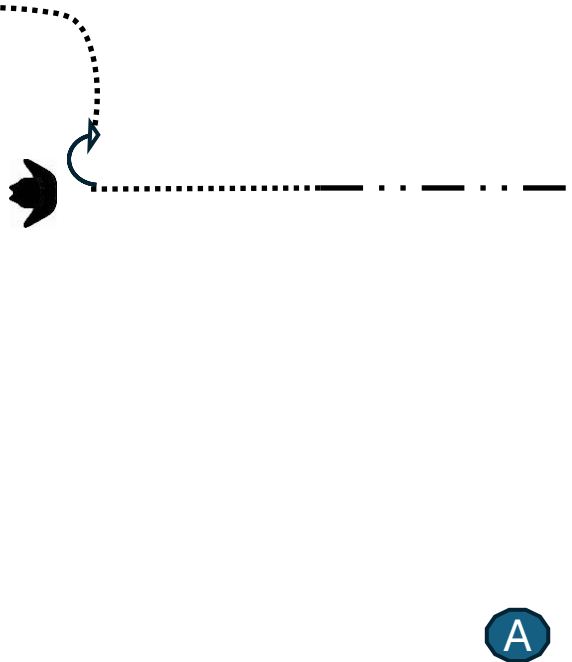


Spring Fling POR

PATTERN BOOK
April 18-19, 2026

Showmanship

Pee Wee




Be ready at A.

1. Extended Walk, corner, Extended Walk halfway to judge
2. Slow to walk, walk to judge
3. Set Up
4. Inspection
5. 90 turn
6. Walk

Showmanship

Yth W/T 5-10
Yth W/T 11-18
ABO WT

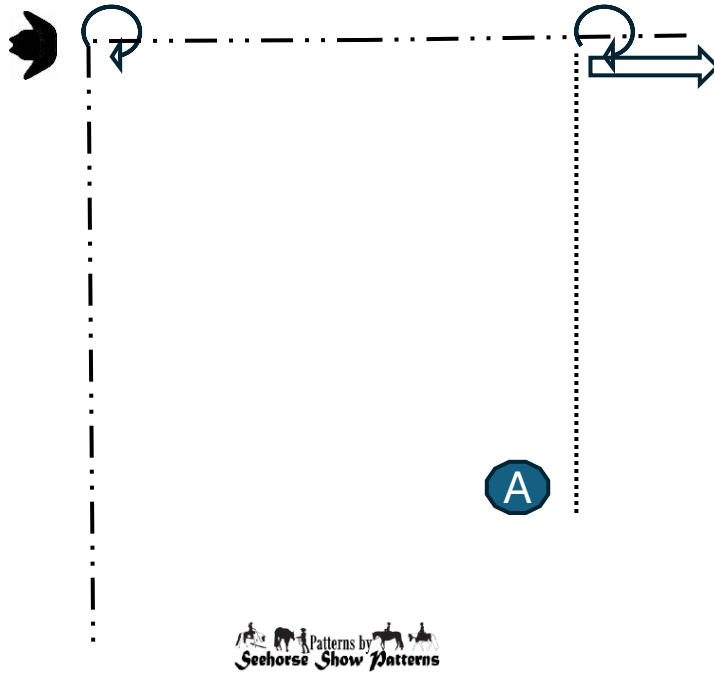


Be ready at A.

1. Trot, trot corner, trot halfway to judge
2. Break to walk, walk to judge
3. Set Up
4. Inspection
5. 270 turn
6. Walk

Showmanship

AM W/T

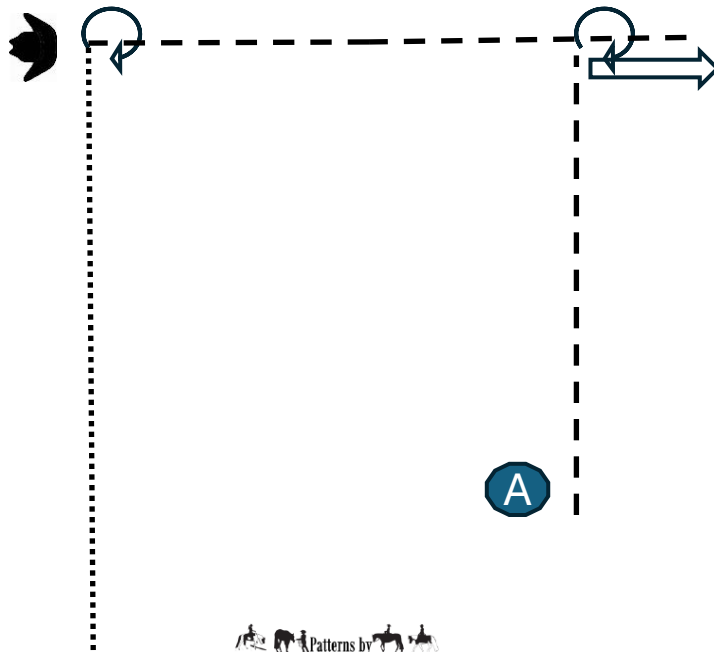


Be ready at A.

1. Walk until hip even with Judge
2. 270 turn
3. Back 4-6 steps
4. Extended Walk to Judge
5. Set Up
6. Inspection
7. 270 turn
8. Extended Walk

Showmanship

Novice Youth
Novice Amateur
Non Pro ABO



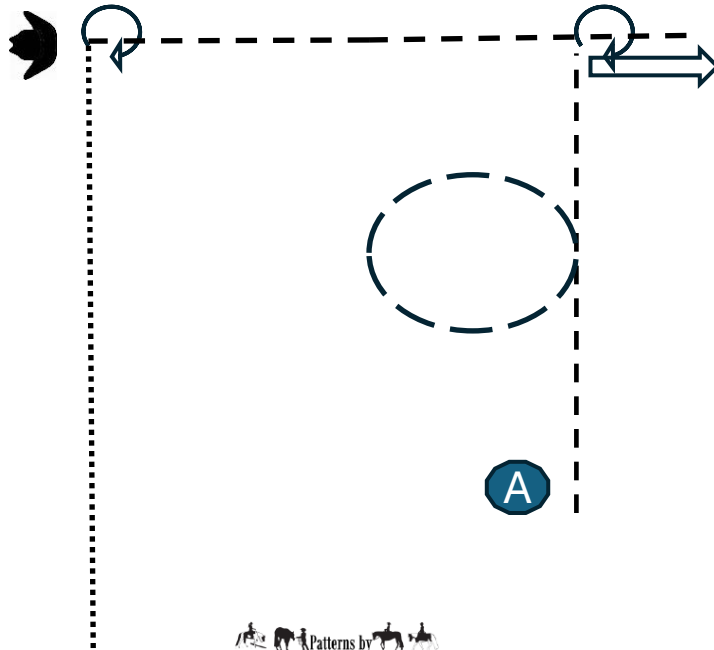
Patterns by
Seehorse Show Patterns

Be ready at A.

1. Trot
2. Stop (hip even with Judge) 270 turn
3. Back 4-6 steps
4. Trot to Judge
5. Set Up
6. Inspection
7. 270 turn
8. Walk

Showmanship

All Amateur
All Youth

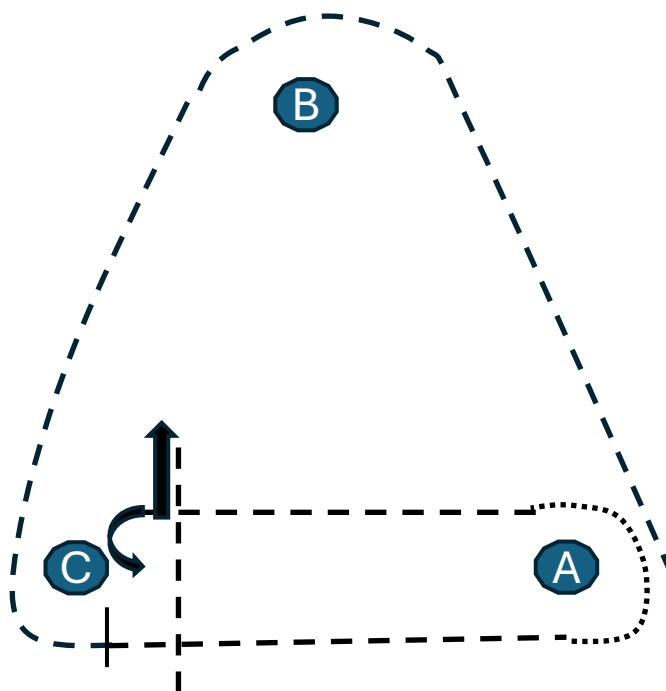


Be ready at A.

1. Trot, Extended Trot circle LEFT, trot
2. Stop (hip even with Judge) 270 turn
3. Back 4-6 steps
4. Trot to judge
5. Set Up
6. Inspection
7. 270 turn
8. Walk

Hunt Seat Equitation

Walk Trot



 Patterns by
Seehorse Show Patterns

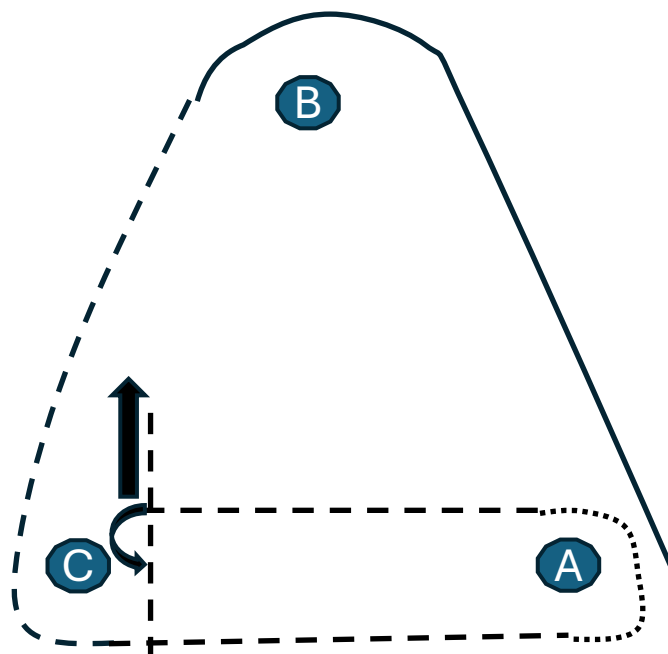
Be ready at A.

1. Posting Trot (RD) to and around B and C.
2. Sitting Trot to A
3. Walk around A
4. Posting Trot (LD) to C.
5. Stop. 90 turn LEFT on forehand.
6. Back 4-6 step
7. Sitting Trot

HSE-1

Hunt Seat Equitation

Novice Youth
Novice Amateur
ABO

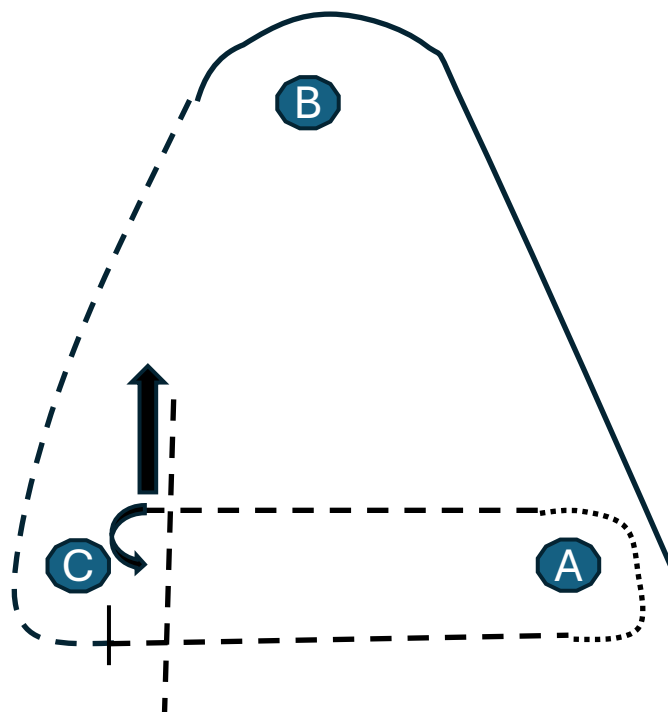


Be ready at A.

1. Canter (LL) to and around B.
2. Posting Trot (RD) to and around C and back to A.
3. Walk around A
4. Posting Trot (LD) to C.
5. Stop. 90 turn LEFT on forehand.
6. Back 4-6 step
7. Sitting Trot

Hunt Seat Equitation

All Amateur
All Youth



 Patterns by
Seahorse Show Patterns

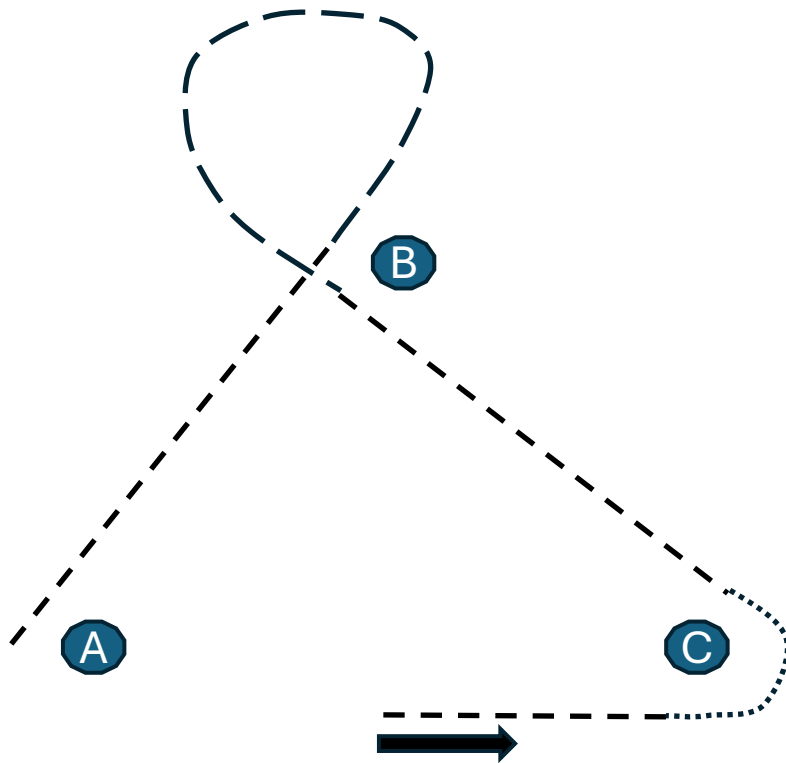
Be ready at A.

1. Canter (LL) to and around B.
2. Posting Trot (RD) to and around C.
3. Two Point at the Trot to A.
4. Walk around A
5. Posting Trot (LD) to C.
6. Stop. 90 turn LEFT on forehand.
7. Back 4-6 step
8. Sitting Trot

HSE-3

Horsemanship

Walk Trot



Seehorse Show Patterns by
Seehorse Show Patterns

Be ready at A.

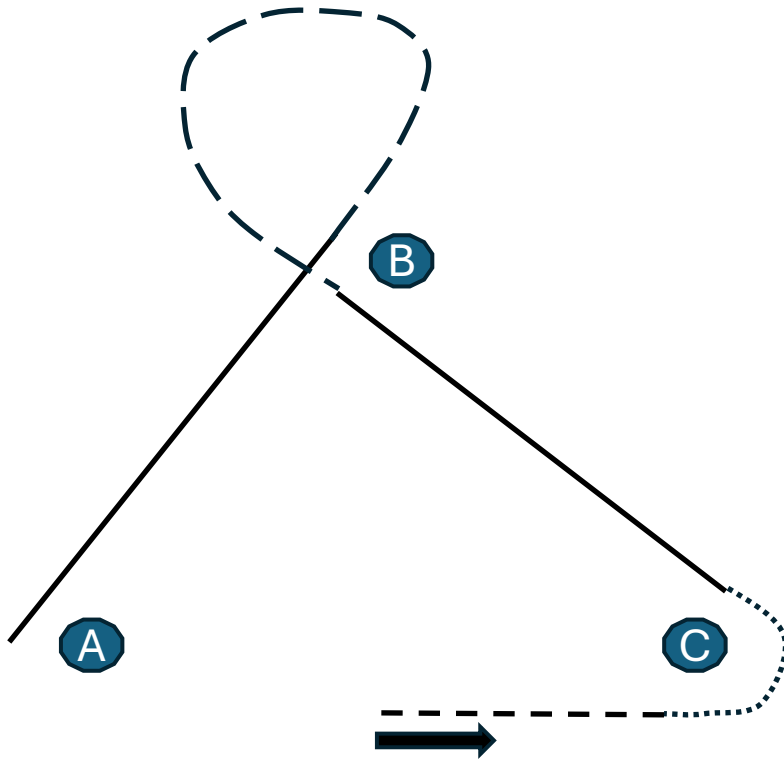
1. Jog to B
2. Extended Jog in a loop as shown
3. At B, Slow Jog
4. Walk around C
5. Jog halfway back to A
6. Stop and Back (4-6 Steps)

Pattern is complete after back. Please make a sharp LEFT turn and exit pattern at walk.

HMS-1

Horsemanship

Novice Youth
Novice Amateur
ABO



Patterns by
Seehorse Show Patterns

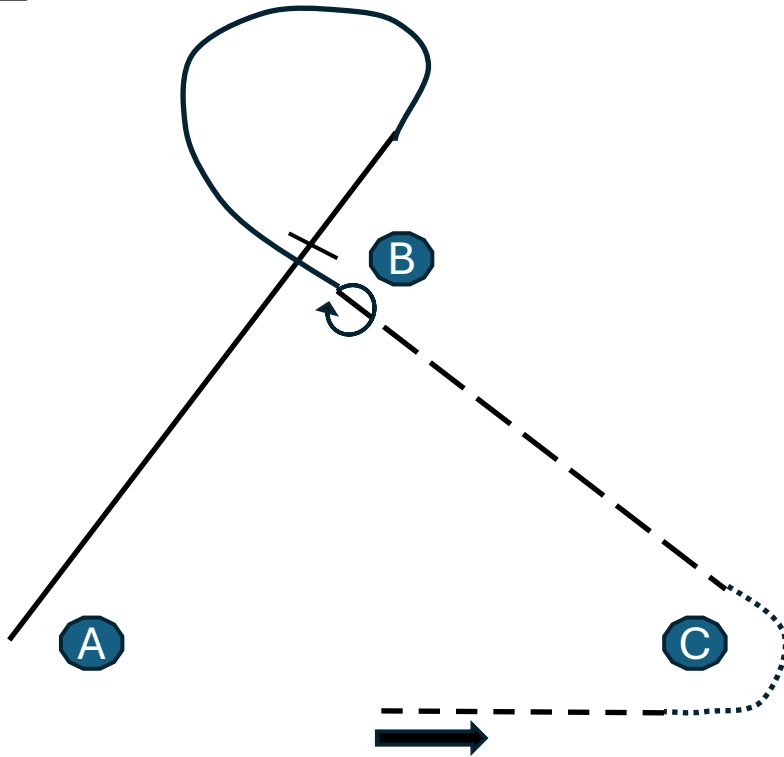
Be ready at A.

1. Lope (RL) to B
2. Extended Jog in a loop as shown
3. Lope (LL) to C
4. Walk around C
5. Jog halfway back to A
6. Stop and Back (4-6 Steps)

Pattern is complete after back. Please make a sharp LEFT turn and exit pattern at walk.

Horsemanship

All Amateur
All Youth



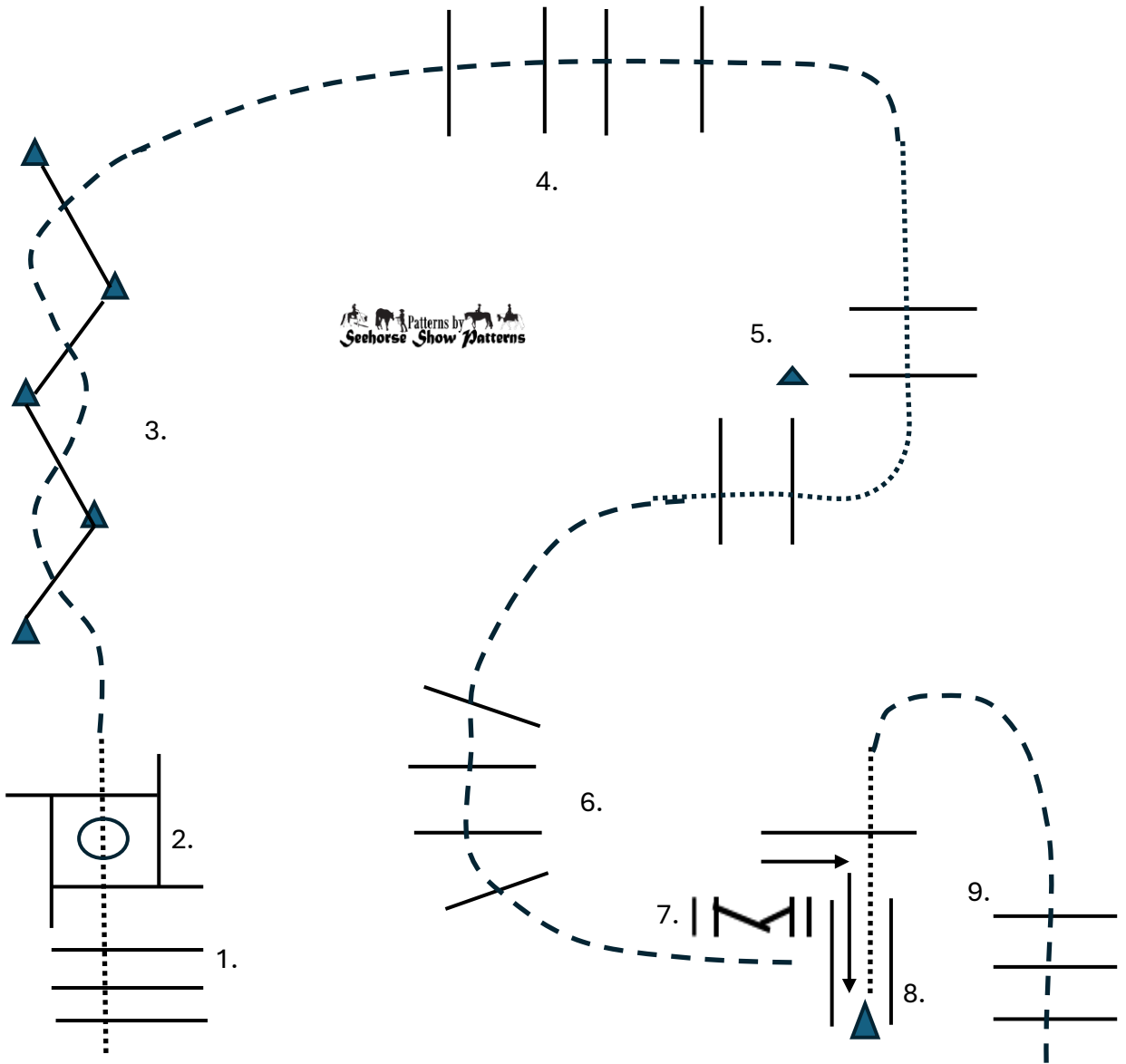
Be ready at A.

1. Lope (RL) to B
2. Change leads (Simple or flying)
3. Lope (LL) past B and in a loop as shown
4. At B, stop and perform 360 to RIGHT
5. Extended Jog to C.
6. Walk around C
7. Jog halfway back to A
8. Stop and Back (4-6 Steps)

Pattern is complete after back. Please make a sharp LEFT turn and exit pattern at walk.

Trail

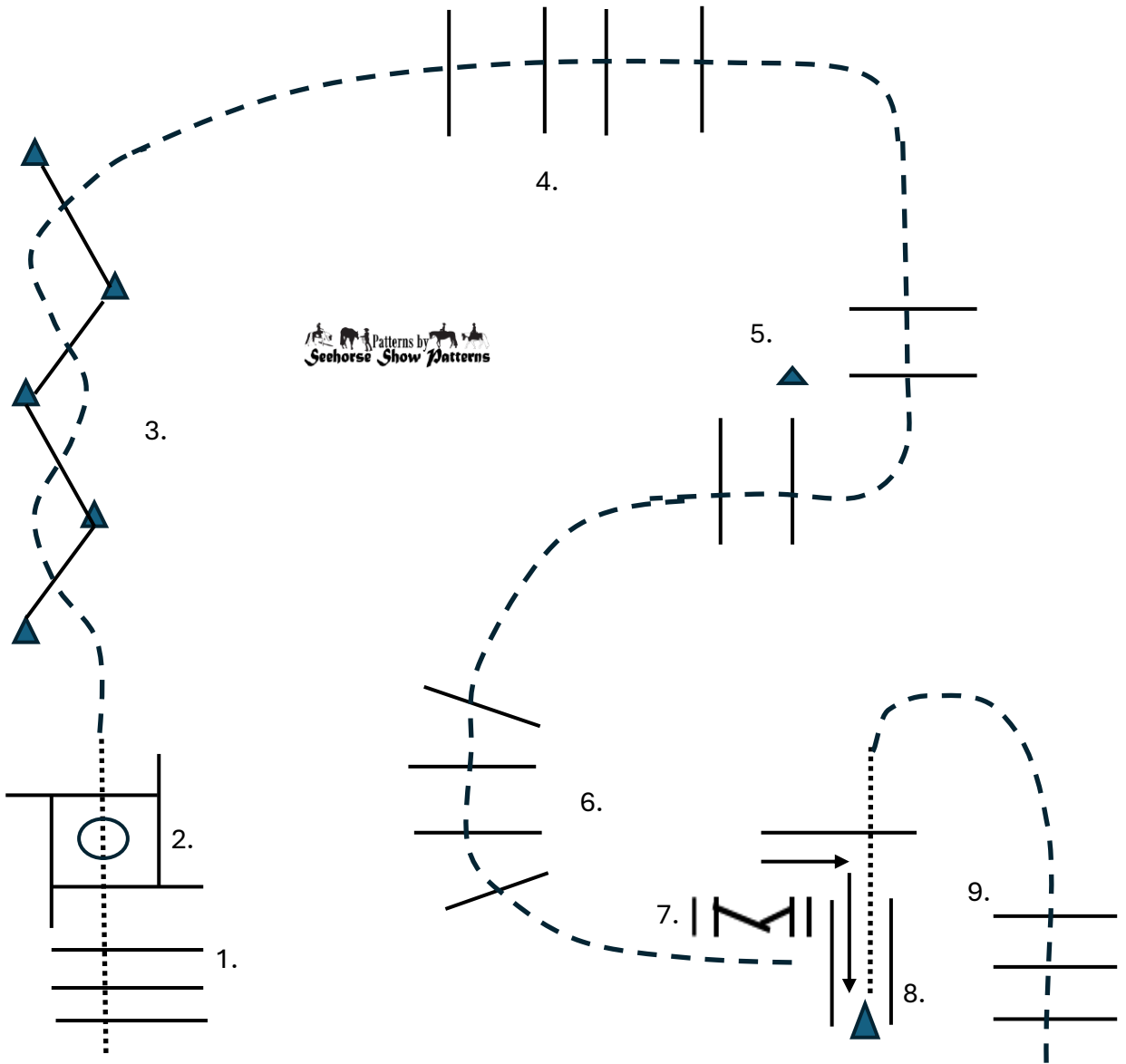
In Hand



1. Walk over poles into box
2. 360 either way, walk out
3. Trot Serpentine
4. Trot Poles
5. Walk Over Poles
6. Trot over Poles
7. Work Gate (LH)
8. Back around into chute
9. Walk out over pole, Trot over poles

Trail

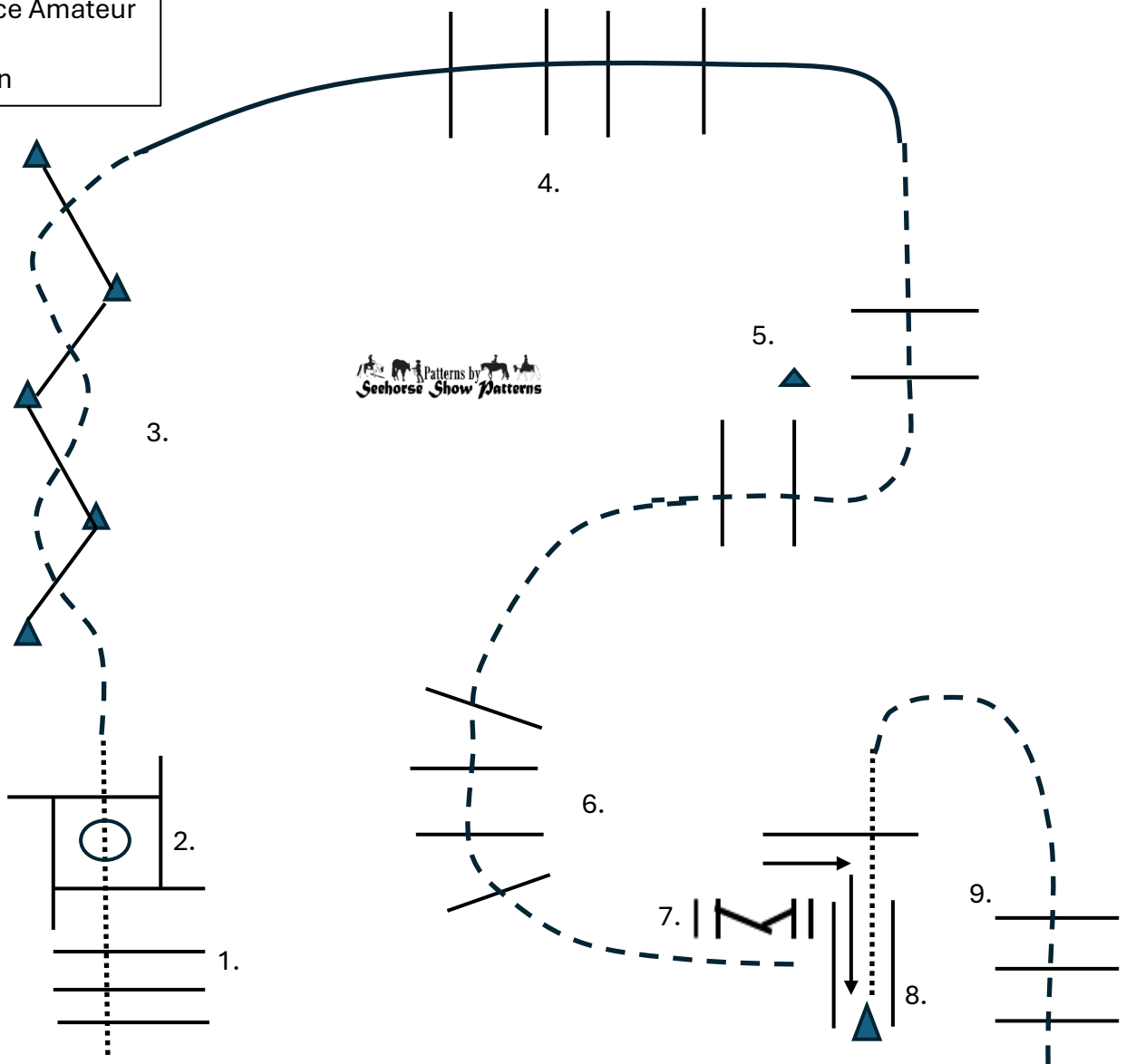
Walk Trot



1. Walk over poles into box
2. 360 either way, walk out
3. Trot Serpentine
4. Trot over Poles
5. Trot Over Poles
6. Trot over Poles
7. Work Gate (LH)
8. Back around into chute
9. Walk out over pole, Trot over poles

Trail

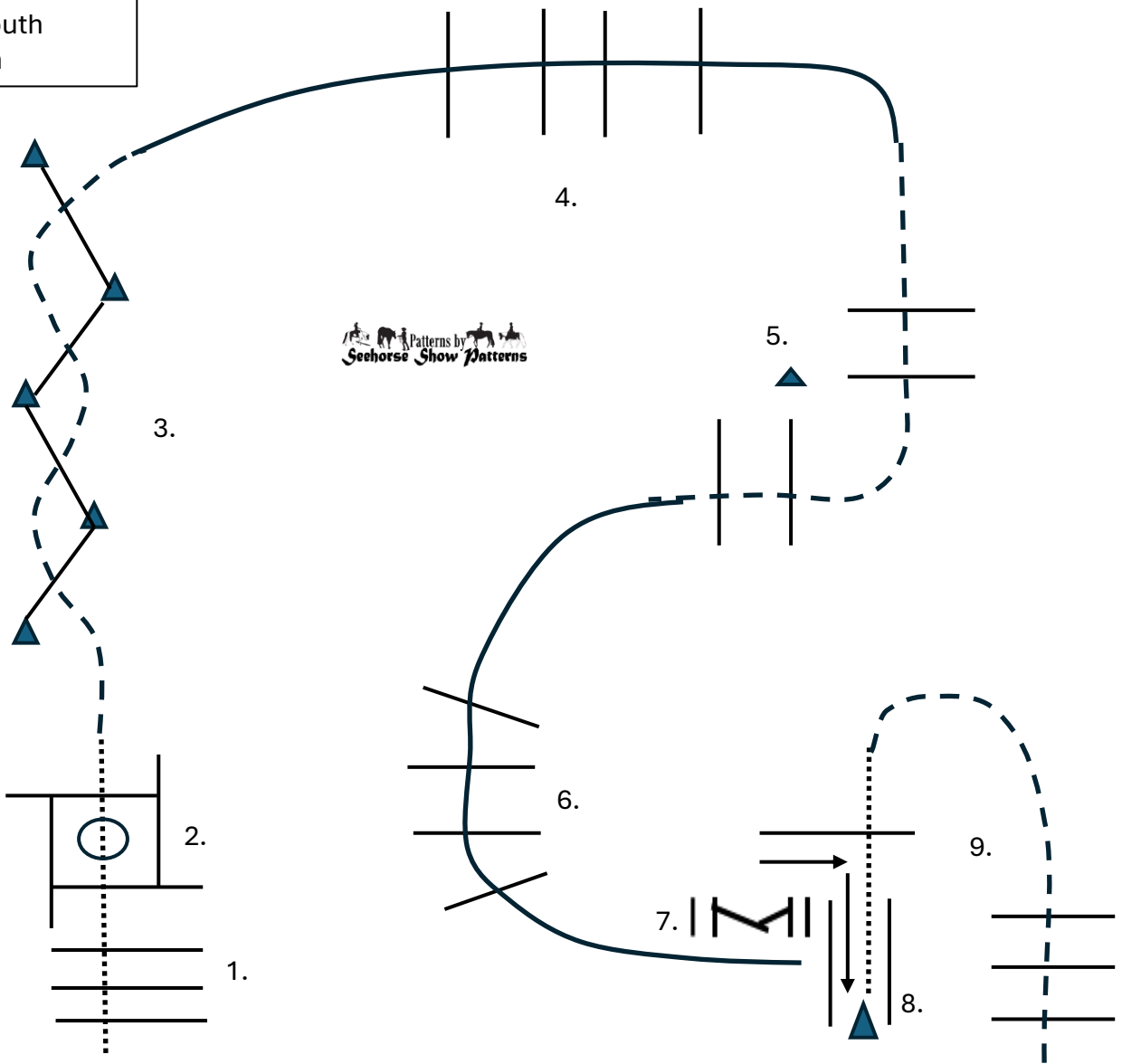
Novice Youth
Novice Amateur
ABO
Green



1. Walk over poles into box
2. 360 either way, walk out
3. Trot Serpentine
4. Lope (RL) over poles
5. Trot Over Poles
6. Trot over Poles
7. Work Gate (LH)
8. Back around into chute
9. Walk out over pole, Trot over poles

Trail

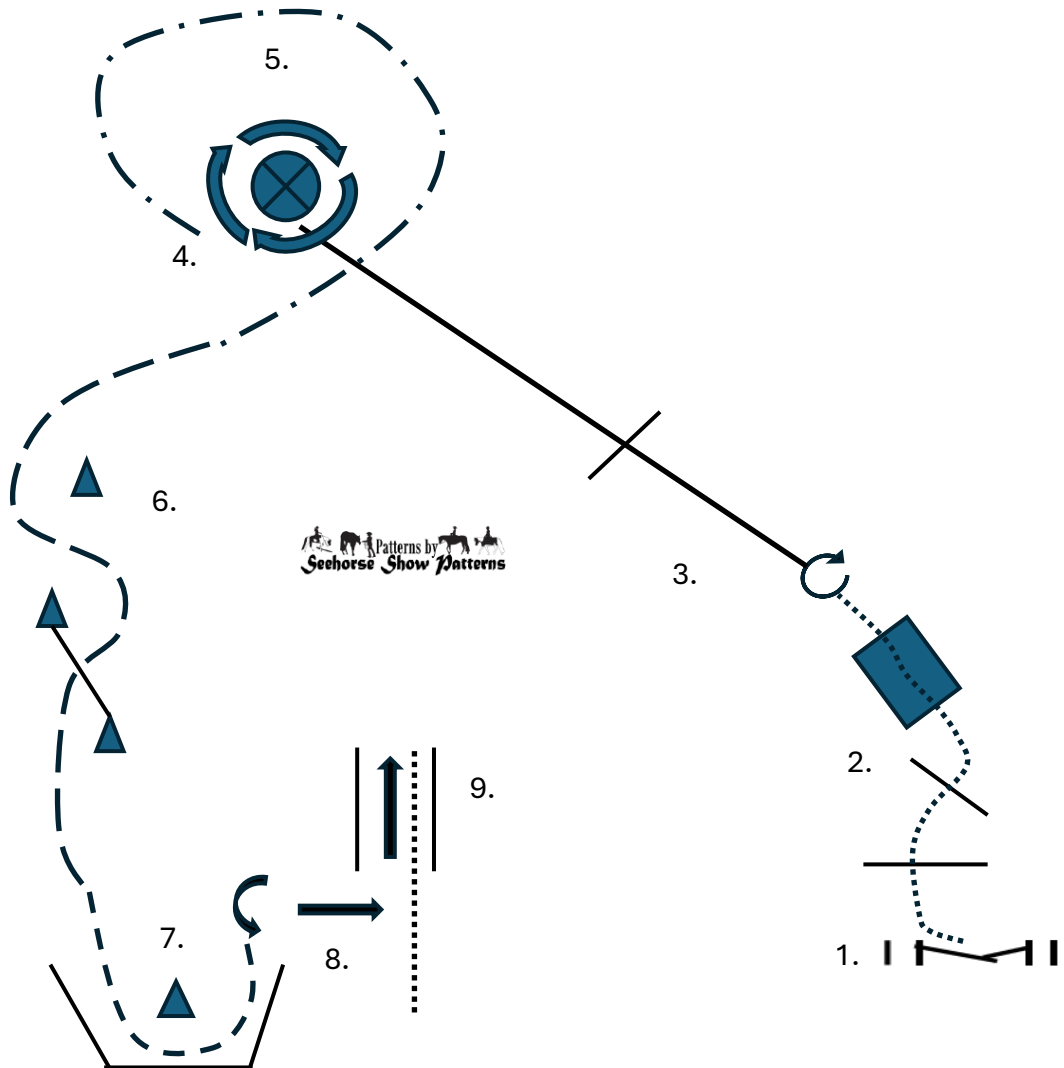
All Amateur
All Youth
Open



1. Walk over poles into box
2. 360 either way, walk out
3. Trot Serpentine
4. Lope (RL) over poles
5. Trot Over Poles
6. Lope (LL) over Poles
7. Work Gate (LH)
8. Back around into chute
9. Walk out over pole, Trot over poles

Ranch Trail

All

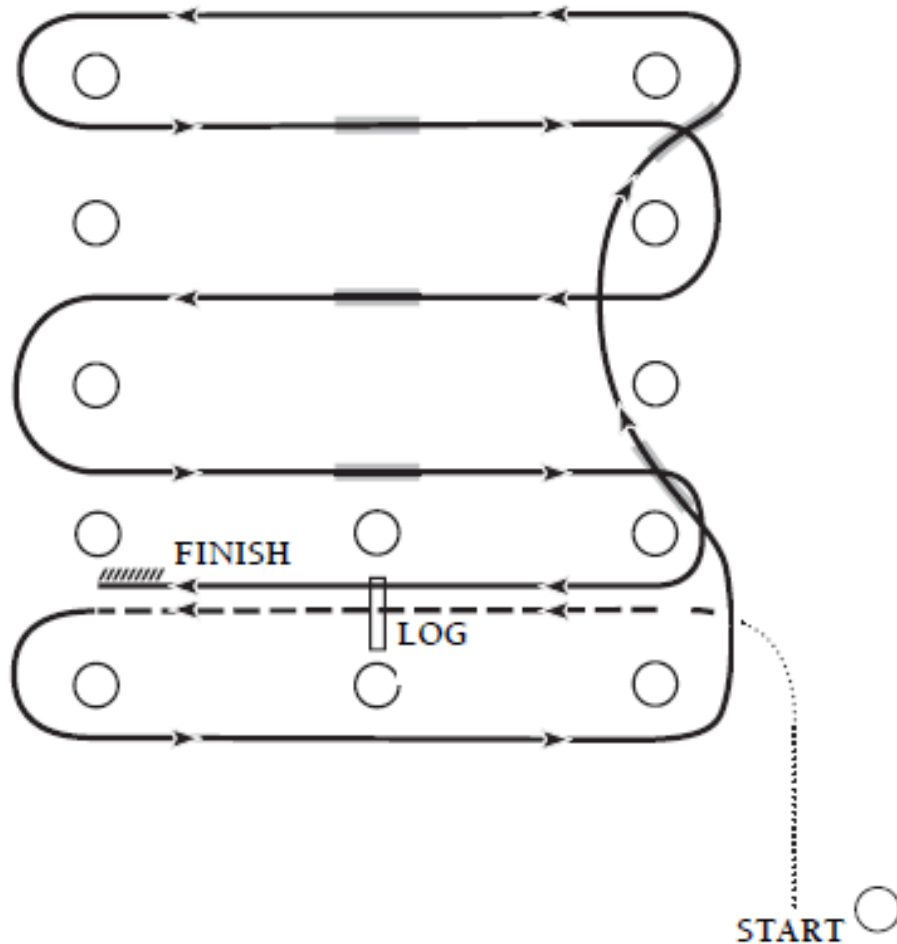


1. Work Gate (LH)
2. Walk over logs and bridge
3. 360 RIGHT and lope (LL) to drag
4. Drag in circle
5. After completing drag, Extend Lope (RL) around drag
6. Extend Trot around and over logs
7. Trot through chute. Stop, 180 LEFT
8. Side pass LEFT to chute
9. Back into chute, walk out to exit

RT-1

Green Western Riding

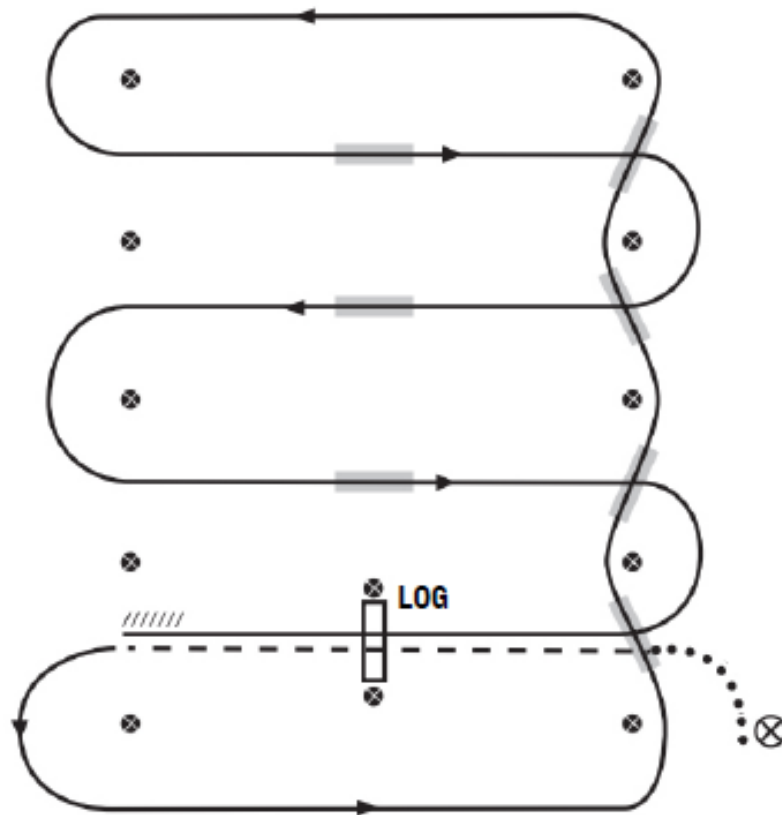
Green Western Riding Pattern #9



1. Walk at least 15 feet from start cone to the first marker, as drawn, transition to jog, jog over log.
2. Transition to left lead and lope around end.
3. First line change.
4. Second line change, lope around end of arena.
5. First crossing change.
6. Second crossing change.
7. Third crossing change.
8. Lope over log.
9. Lope, stop and back.

Western Riding

Western Riding Pattern #9

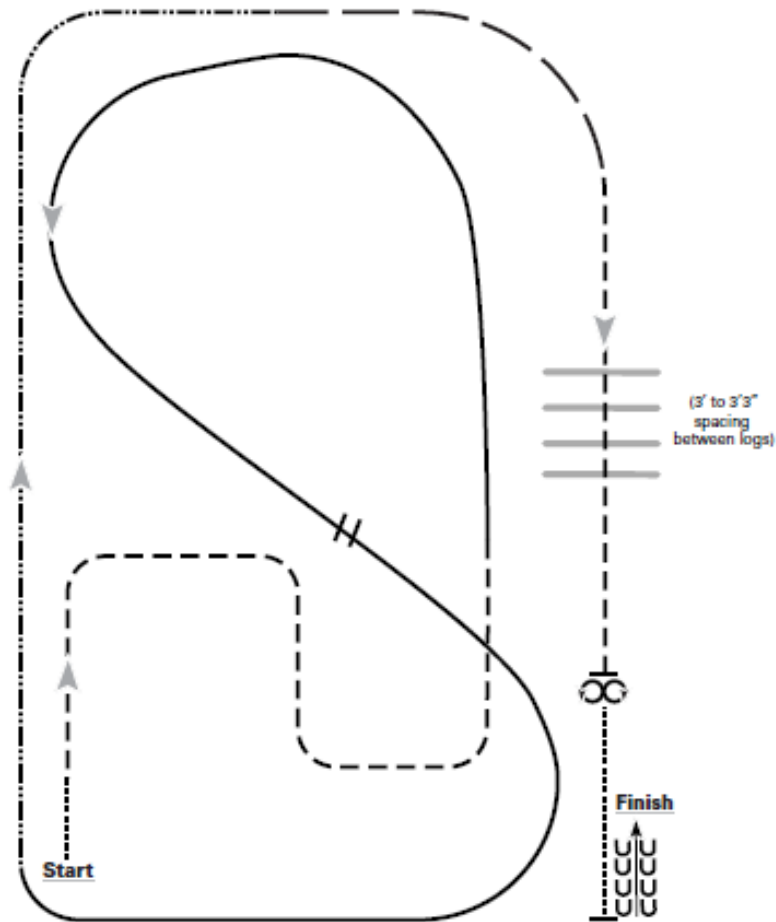


⊗ START CONE
WALK JOG
LEAD CHANGING AREA ■ LOPE
BACK ▨

1. Walk at least 15 feet from start cone to the first marker, as drawn, transition to jog, jog over log.
2. Transition to the lope, on the left lead
3. First line change
4. Second line change
5. Third line change
6. Fourth line change
7. First crossing change
8. Second crossing change
9. Third crossing change
10. Lope over log
11. Lope, stop & back

Ranch Riding

Ranch Riding Pattern #3



1. Walk
2. Trot serpentine
3. Lope left lead around the end of the arena and then diagonally across the arena
4. Change leads (simple or flying) and
5. Lope on the right lead around end of the arena
6. Extend lope on the straight away and around corner to the center of the arena
7. Extend trot around corner of the arena
8. Collect to a trot
9. Trot over poles
10. Stop, do 360 turn each direction (either direction 1st) (L-R or R-L)
11. Walk, stop and back

Ranch Pleasure

All

PATTERN 5

- Lope- 150 feet
- Extended Lope- 200 feet
- Ordinary Walk- 30 feet
- Trot- 120 feet
- Stop and Reverse (either direction)
- Extended Trot- 240 feet
- Trot- 90 feet
- Extended Walk- 75 feet
- Lope- 150 feet
- Stop and Back