



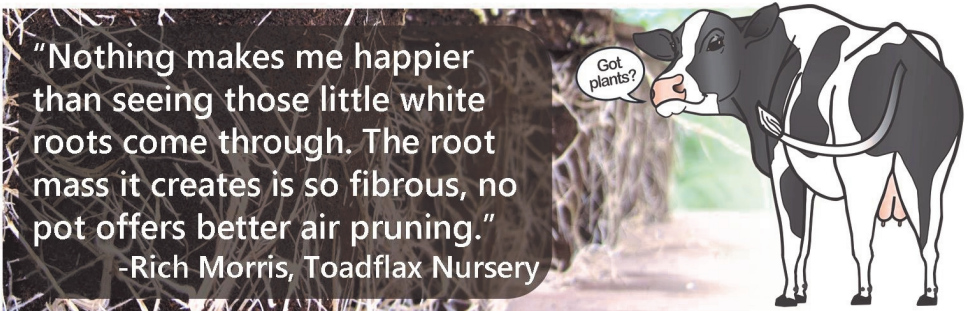
www.cowpots.com

Family Owned.
American Made.



Change Starts with a Single Pot

CowPots are 100% biodegradable and
a great alternative to plastic and peat.
Recycled and Renewable!



"Nothing makes me happier than seeing those little white roots come through. The root mass it creates is so fibrous, no pot offers better air pruning."
-Rich Morris, Toadflax Nursery



Got plants?

Read about our farm and how CowPots benefit your plants and the planet.

Our Family

A boy from the Bronx met the farmer's daughter and they decided to start dairy farming together in 1949.



Today, 7 decades later, the 2nd and 3rd generations of our farm family continue to care for our herd by adopting the newest technologies, including milking robots and collars that function as cow Fitbits.



Our retail farm market and garden center grows vegetables, flowers and herbs in CowPots for our own field production and live plant sales.



Our Farm



We grow all of the forages to feed our cows supplemented by grains and minerals.

We work closely with our dairy nutritionist and veterinarian to ensure that our animals have a complete and balanced diet.



Our farm participates in the National Dairy FARM Program, a 3rd party verifiable animal well-being program.



For farm videos and more details about our cows visit our website: cowpots.com



**U.S. Dairy Sustainability
Award Winner**
Innovation Center for U.S. Dairy

Our Environment

Renewable Energy:

- **Solar Panels** - Generate the electricity needed to power our dairy farm and CowPots facility.
- **Methane Digester** - Offset our dependence on fossil fuels by burning the biogas from manure to heat farm house and hot water.



Carbon Sequestration: Manage farmland and maintain open space through conservation techniques, annual soil testing, no till cropping and cover crops.

Energy Efficiency: Reduce overall energy use on farm with LED lights, variable speed motors, greenhouses, and plate coolers.

Zero Waste: Manufacture CowPots responsibly to meet environmental stewardship goals and offer a truly *green* pot.

Our Product



From Idea to Innovation - It all started when farmer Matt Freund had an idea! He found one large cooking pot, grabbed a few handfuls of composted cow manure, and he stirred up a burnished stew of manure fibers. This cooked up concoction was formed into the very first CowPot.

And the cooking pot? It was not allowed back in the kitchen for any more farmhouse dinners!

As Matt worked to perfect his recipe, universities and growers used Cow-Pots in greenhouse growing trials. The experiments proved that he could in fact build a better, biodegradable pot for gardeners and growers!


It has been nearly 20 years since those initial experiments.

The CowPots products are made just a few hundred feet from where the cows provide the raw material every single day.

4 SIZES
AVAILABLE IN
RETAIL PACKS!


#3 SixCell Flat

Each Cell - 235 ml 14 cu in



#3 Round

275 ml 16 cu in



#4 Square Tall

670 ml 41 cu in 3/4 qt.



#5 Square

1100 ml 65 cu in 1/3 gal.



#5 Round

950 ml 58 cu in 1/4 gal.




#6 Round

1200 ml 72 cu in 1/3 gal.



#6 Square

2060 ml 126 cu in 1/2 gal.



#7 Square

2875 ml 175 cu in 3/4 gal.



#12 Square

8400 ml 512 cu in 2.2 gal.




#11 Square Tall

7,364 ml 461 cu in 2 gal.



#17 Round

27,418 ml 1,673 cu in 7.24 gal.



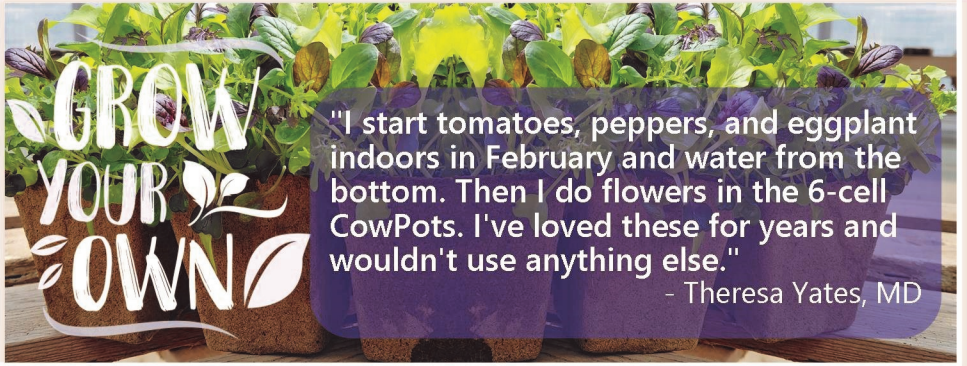
#3 Square

200 ml 12 cu in



#4 Square

450 ml 27 cu in 1/2 qt.



Introducing...

CowPots[™] Packaging

The packaging you plant!

More than just a biodegradable pot!

CowPots[™] Packaging offers the alternative that will drive your company's environmental commitment further, with a plantable option.



We can manufacture a wide range of biodegradable products using our technology and process!

Add value - instead of waste.

Inquiries regarding prototype and custom packaging materials, email: info@cowpots.com.





Many consumer products are wrapped in plastic, but your plants don't have to be. Eliminate the plastic and make your garden green again.

Benefits of CowPots extend far beyond less plastic waste in landfills:

100% Renewable • Recycled • Biodegradable • Plantable • Natural

About Fungus and Mold

The natural cycle of decomposition



CowPots are made from manure. They decompose, biodegrade and add value to your garden just like manure.

Fungus and molds are easily managed. These spores are a natural occurrence, and are not harmful to you or your plant & will disappear when the pot dries out.

With adequate spacing and ability to dry out, CowPots become a *less inviting home* for fungus and mold (which grow best on moist surfaces).

It is these same fungi and molds that contribute to the decomposition and biodegradability of CowPots. They really are *the Pots you Plant*.

Growing Tip - When pot walls are dark brown and moist to the touch, they do not need to be watered. When light brown and dry, it's time to water again.

"This is my third year using CowPots for my garden transplants. I've used peat, coir and fertile pots in the past and they're all fine, it's just that the CowPots are so much better." - Tomato Whisperer, PA

Do they work?

YES! CowPots actually break down in 1 growing season!

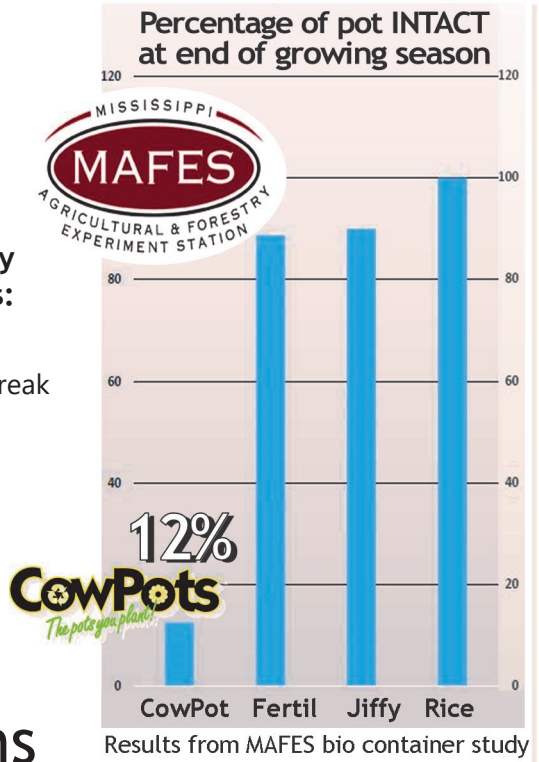
How?

The nitrogen that is naturally in manure serves 2 purposes:

- #1 It kick starts the composting process allowing CowPots to break down once planted.
- #2 Nitrogen also attracts microorganisms in the soil to assist in the decomposition process.

Frequently Asked Questions

- ⇒ **How long will my planted CowPot last in a greenhouse setting?** Approximately 12 weeks, depending on size. After this suggested timeframe, the pots will become weak, and hold form best if handled when dry.
- ⇒ **Should I use fertilizer in my CowPots?** Yes. Use your normal feeding protocol with the fertilizer of your choice. CowPots serve as a soil amendment rather than a nutrient.
- ⇒ **Do I need to rip, tear or crush the CowPot before planting in the ground?** NO WAY. Ripping and tearing the pot will harm your plant's roots. Growing in CowPots eliminates transplant shock *because* when it's time to transplant, the whole pot should be placed in the ground. Porous pot walls allow for continued root growth after planting.




Directions for Seed Starting & Transplanting Seedlings



Sow or Transplant

Fill CowPots with potting soil mix and plant seeds (according to directions *on the seed packet*) or transplant seedling.

- ◆ Make sure to use the appropriate size CowPot when planting.
(Visit our website for suggestions)




Nurture

Water and fertilize as needed.

- ◆ CowPots can be top or bottom watered
- ◆ Manure naturally retains moisture, make sure not to over water.
- ◆ Give the pot time to harden between watering.
(prevents overwatering and reduces spores from forming molds if permitted to dry)
- ◆ If possible leave space between pots to maximize air circulation.
(improves pot performance and plant health)
- ◆ Allow pot to dry before handling.
(CowPots are fragile when wet)

Helpful Hint:
CowPots turn **dark brown** when wet, and **light brown** when its time to water again!



Plant

When seedlings are ready for planting, place entire CowPot into soil, cover and water.

- ◆ Do **not** break up the CowPot.
(Roots are waiting for contact with soil to continue to grow, breaking the pot will damage the roots creating transplant shock)
- ◆ Plant entire CowPot and cover completely with soil.



Enjoy

CowPots last for months above ground but once transplanted into garden soil, the pots begin to degrade and enhance your garden soil.

- ◆ Roots penetrate the CowPot wall, eliminating transplant shock.
- ◆ Unrestricted root growth ensures a healthier, stronger plant.

CowPots[®]
The pots you plant!
www.cowpots.com

Contact Us:

Phone: 860-824-7520

Email: info@cowpots.com

