




CowPots Specifications & matching trays*

* Carrier trays not available for purchase from CowPots, please see your local distributor.

#3 Round
275 ml 16 cu in




Fits loosely in any 1020 Tray
or (24) ModiForm/EuroDan 3670

#3 Square
200 ml 12 cu in



Fits (18) loosely in any 1020 Tray

#3 SixCell Flat
Each Cell - 235 ml 14 cu in



Fits (3) in any 1020 Tray

#4 Round Tall




#4 Square




Fits (15) in Dillen CTS 415

#4 Square Tall



Fits (15) in Dillen CTS 1545
or (10) in ITML TRK 1045

#5 Round




Fits (8) in Dillen VTA 558

#5 Square



Fits (8) in Dillen CTS 68

#6 Round



Fits (6) in Dillen CTA 66

#6 Square



#7 Square



#11 Square Tall




#12 Square



#17 Round



10 Row Tray



Directions for Seed Starting & Transplanting Seedlings



Sow or Transplant

Fill CowPots with potting soil mix and plant seeds (according to directions *on the seed packet*) or transplant seedling.

- ◆ Make sure to use the appropriate size CowPot when planting.
(Visit our website for suggestions)



Nurture

Water and fertilize as needed.

- ◆ CowPots can be top or bottom watered
- ◆ Manure naturally retains moisture, make sure not to over water.
- ◆ Give the pot time to harden between watering.
(prevents overwatering and reduces spores from forming molds if permitted to dry)
- ◆ If possible leave space between pots to maximize air circulation.
(improves pot performance and plant health)
- ◆ Allow pot to dry before handling.
(CowPots are fragile when wet)


Helpful Hint:
CowPots turn **dark brown** when wet, and **light brown** when its time to water again!



Plant

When seedlings are ready for planting, place entire CowPot into soil, cover and water.

- ◆ Do **not** break up the CowPot.
(Roots are waiting for contact with soil to continue to grow, breaking the pot will damage the roots creating transplant shock)
- ◆ Plant entire CowPot and cover completely with soil.



Enjoy

CowPots last for months above ground but once transplanted into garden soil, the pots begin to degrade and enhance your garden soil.

- ◆ Roots penetrate the CowPot wall, eliminating transplant shock.
- ◆ Unrestricted root growth ensures a healthier, stronger plant.

CowPots[®]
The pots you plant!
www.cowpots.com

Contact Us:

Phone: 860-824-7520

Email: contact@cowpots.com

