

MICRO CEMENT COATINGS

A MODERN
CHOICE
BASED ON
TRADITION



isomat
building quality





Given its expertise, **ISOMAT** has developed a decorative system that responds to the modern need of people living in more humane and environment-friendly spaces.

ISOMAT microcements help you create minimalist yet hospitable spaces with a monolithic look of various geometries.

benefits of microcements

- Continuous, monolithic appearance
- Abrasion resistance
- Water-repellency
- High resistance to aging
- Thin application thickness
- Easy-to-clean final surface
- Available in a wide range of colors
- Fast application by experienced, specialized crews
- Suitable to any kind of substrate
- Applicable to heated floors
- Ideal solution for renovation, as it is applied in thin layers and shows excellent adhesion to various substrates
- Used in plenty of applications (on floors - walls, furniture, bathrooms - kitchens, indoors and outdoors)
- Unique, customized result of advanced aesthetics





DUROCRET DECO FLEX

Flexible, colored, decorative microcement coating for floors, walls and built-in furniture

Benefits

- High abrasion and mechanical resistance
- Flexibility and resistance to expansion-contraction and vibration
- No need to be reinforced with enhancing resins



Consumption

Approx. 1.5 kg/m²/mm of layer thickness

Packaging

25 kg bags

DUROCRET DECO

Colored, decorative microcement coating for walls

Benefits

- Very good adhesion to the substrate
- Water-repellency
- Applicable to floors with the addition of the elastifying agent ADIFLEX-B



Consumption

Approx. 1.5 kg/m²/mm of layer thickness

Packaging

25 kg bags

Colors

The above two products are available in the same colors as DUROCRET-DECO FINISH. Take a look at them on pp. 8-9.



Built-in furniture made with imagination



DUROCRET DECO FINISH

Fine-grained, colored, decorative microcement coating for floors, walls and built-in furniture

Benefits

- Smooth final surface
- Excellent abrasion and cracking resistance
- Water-repellency
- Very good adhesion to the substrate
- No need to be reinforced with enhancing resins



Consumption

Approx. 1.4 kg/m²/mm of layer thickness

Packaging

25 kg bags

Ready-mixed colors



White



Light Grey



Grey

* Due to printing processes, the colors shown in this brochure may vary from the final result.
A test application is recommended.

Colors

White can be pigmented into numerous colors by adding ISOMAT DECO COLOR powder pigments. Take a look at our recommended colors on pp. 8-9.



Your decoration "ally"



ISOMAT DECO COLOR

Pigments in powder form

ISOMAT DECO COLOR pigments are high-quality inorganic pigments used for coloring mortars and concrete. They provide numerous colors.

Ideal for coloring
DUROCRET-DECO FLEX,
DUROCRET-DECO,
DUROCRET-DECO FINISH and
DUROCRET-DECO EPOXY
microcement coatings.

They can also be added to any other mortar that needs to be colored, such as ISOMAT's FLOWCRET self-leveling mortars or other mortars produced on-site.

Suitable for both indoor and outdoor use.

Process them the way you prefer and create unique spaces.



Consumption

Depending on the color

Packaging

250 g plastic container
(5 x 50 g bags of pigment)

Colors

Available in 11 basic colors. If combined, they provide a wide variety of colors. Take a look at our recommended colors on the following two pages.

Recomended colors of DUROCRET-DECO FLEX, DUROCRET-DECO & DUROCRET-DECO FINISH

						
E1	L1	K1	B1	E1-N1	C1-L1	C1
						
E4	E1-L2	E1-K2	A1	C1-E1	C2-M1	C3
						
E2-L1	E1-L1	K1-L1	A2	C1-E2	C4-M1	C4
						
E4-L1	D1-E2	D1	B4-M1	C1-M1	C5-M1	C2-E1
						
E6-M3	D1-E4	K3	K1-L4	D2-E1	C3-L1	C3-E1
						
A1-M4	E1-L4	K4-L1	A4-D1	D4-E1	C4-L1	C4-E1

A: Brick Red, B: Red-brown, C: Black, D: Dark Brown, E: Ochre, F: Green, G: Blue, K: Purple, L: Light Brown, M: Orange, N: Aegean Blue

colored with **ISOMAT DECO COLOR**



* Due to printing processes, the colors shown above may vary from the final result.
To ensure the desired color (and texture), a test application is recommended.
* For more colors, try combining different pigments.

**COLOR CODES -
DOSAGE IN WHITE MORTAR**

Each color is assigned a specific code name consisting of Latin letters and numbers. The Latin letters correspond to the basic colors needed to achieve a specific color, while the numbers next to them indicate the number of the 50 g bags needed. For example, for E2-L1 we need two bags of E (Ochre) and one bag of L (Light Brown) for 25 kg of white mortar.

Consumption

For better mixing, ISOMAT DECO COLOR pigments should be dissolved in the mixing water before the addition of mortar. It is recommended to either use the dosages specified for our recommended colors, or add as many 50 g dosages per 25 kg of DUROCRET-DECO FLEX, DUROCRET-DECO, DUROCRET-DECO FINISH - or any other white mortar - as required, in order to achieve the desired color. In case more than 10 dosages of 50 g are required, you are advised to contact **ISOMAT's** Technical Support Department.





Corporate offices in Thessaloniki, Greece



ACRYL DECO FINISH

Decorative acrylic coating for floors, walls & built-in furniture with ultra smooth finish

Benefits

- Flexibility and resistance to expansion-contraction and vibration
- High abrasion resistance
- Quick application
- Microcement-like effect



Consumption

Approx. 0.8 kg/m²/layer

Packaging

5 kg & 15 kg plastic containers

ACRYL DECO SOLO

Decorative acrylic base and finishing coat for floors, walls & built-in furniture with smooth finish

Benefits

- Substrate levelling
- Embedding of fiberglass mesh
- Flexibility and resistance to expansion-contraction and vibration
- High abrasion resistance
- Quick application
- Microcement-like effect



Consumption

Approx 1.7 kg/m²/mm of layer thickness

Packaging

5 kg & 15 kg plastic containers





























Colors

Please see some of the available colors on the following page.















* Prior to the application of the above products, the coarse, pasty, acrylic levelling and filling compound **ACRYL DECO BASE** can be used as a base coat.

ACRYL DECO FINISH and ACRYL DECO SOLO are colored easily through ISOMAT COLOR SYSTEM at points of sales. The products are available in white and in the following recommended colors from FACADE COLLECTION fan deck. More colors are available upon order.

Classic colors of **ACRYL DECO FINISH & ACRYL DECO SOLO**

						
LFN 0601	LFN 0631	LFN 0611	LFN 0602	LFN 0571	LFN 0592	LFN 0672
						
LFN 0681	LFN 0671	LFN 0662	LFN 0692	LFN 0821	LFN 0822	LFN 0823
						
LFN 0801	LFN 0802	LFN 0812	LFN 0813	LFN 0081	LFN 0831	LFN 0712
						
LFN 0871	LFN 0872	LFN 0852	LFN 0853	LFN 0832	LFN 0863	LFN 0833

Vivid colors of **ACRYL DECO FINISH & ACRYL DECO SOLO**

						
LFC 0172	LFC 0273	LFC 0351	LFC 0413	LFC 0462	LFC 0491	LFC 0532
						
LFC 1205	LPC 0442	LFC 0383	LPC 2044	LFC 0483	LPC 1615	LFC 0523

* Due to printing processes, the colors shown above may vary from the final result.
To ensure the desired color (and texture), a test application is recommended.

* More colors from the ISOMAT COLOR SYSTEM FACADE COLLECTION fan deck are available upon order.





Private villa in Serifos island, Greece



DUROCRET DECO EPOXY

Cement-epoxy, three-component, decorative coating with very smooth finish for floors, walls and demanding constructions

Benefits

- Very smooth finish
- Excellent resistance to mechanical loads and household chemicals
- Excellent abrasion and cracking resistance
- Very strong adhesion to the substrate
- Very good workability



Consumption

Approx. 1.2 kg/m²/layer

Packaging


(A+B+C) 20 kg

Colors

Available in white and grey.
For more colors, add ISOMAT DECO COLOR* powder pigments. Take a look at our recommended colors and find details on mixing on the following page.

* The ratio of pigments required for the recommended colors shown on pp. 8-9 applies only to 25 kg of white mortar and not to DUROCRET-DECO EPOXY, which includes 14.5 kg of white mortar (component C).

Recomended colors of DUROCRET-DECO EPOXY colored with **ISOMAT DECO COLOR**



A: Brick Red, B: Red-brown, C: Black, D: Dark Brown, E: Ochre, F: Green, G: Blue, K: Purple, L: Light Brown, M: Orange, N: Aegean Blue

*** Due to printing processes, the colors shown above may vary from the final result.
To ensure the desired color (and texture), a test application is recommended.**

*** For more colors, try combining different pigments.**

COLOR CODES - DOSAGE IN WHITE MORTAR


The DDE (DUROCRET-DECO EPOXY) color chart above is specially made for DUROCRET-DECO EPOXY decorative coating. Each color is assigned a specific code name consisting of Latin letters and numbers. The Latin letters correspond to the basic colors needed to achieve a specific color, while the numbers next to them indicate the number of the 50 g bags needed. For example, for DDE_C1-E1 we need one bag of C (Black) and one bag of E (Ochre) for 14.5 kg of white mortar (component C).

MIXING TIP

Vigorously shake the bucket containing component A and then add it to the original 32 l packaging. Then, pour all of component B to component A. Mix the two components for about 30 using a low seconds speed mixer (300 rpm). Make sure to properly reach the walls and bottom of the container while stirring, in order to obtain a homogeneous mixture. Then, add the appropriate quantity of ISOMAT DECO COLOR pigments and stir for about 1 minute, in order to achieve total coloring of the mixture. Finally, add component C and keep stirring with a low speed mixer for approximately 3 minutes. Do not add water.



Private villa in Serifos island, Greece



Aggello Boutique Hotel, Crete Island, Greece



Hotel in Santorini island, Greece



create unique living spaces

Depending on the applied finish effect, microcements can guarantee that every project has its own unique signature highlighting the quality of your flooring and wall finish.

Being a malleable material that can be easily shaped and formed into unique combinations of textures, patterns and colors, it delivers one-of-a-kind elegance. The visual result of microcements can be completely adapted to your aesthetic preferences, with you selecting the color combination and finish effect, thus ensuring a unique and highly personalized aesthetic result. Guided by your personal taste and imagination, you can create a special style, for instance in your bathroom, combining microcement with colorful tiles in various patterns, with stone features or decorative details like pebbles, glass or wood.

However, the most significant factor for an excellent outcome, both visually and functionally, is to hire a specialized and reliable crew. It is an application that requires special skills and experience, which not all applicators have.





substrate preparation

The substrate must be free of dust, grease or loose materials.

Any imperfections, such as cracks, cavities, etc. should be properly repaired with suitable **ISOMAT** materials. Absorbent surfaces, such as masonry, concrete, gypsum boards or plaster, must be primed with the acrylic primer **UNI-PRIMER**, before the microcement coating is applied.

Non-absorbent surfaces, such as old tile layers or terrazzo, should be primed with **ISOMAT SUPERGRUND** primer. After 2-3 hours, depending on the weather conditions and provided that the primed surface has completely dried, it can be coated with microcement.

Demanding substrates, such as polished marble, must be thoroughly rubbed and primed with the epoxy primer **EPOXYPRIMER 500** while quartz sand should be then broadcast on it. In this case, the microcement coating can be applied 24-48 hours later, provided that the primer has completely dried.



UNI-PRIMER Consumption

100-200 g/m²

Packaging

1 kg, 5 kg & 20 kg



ISOMAT SUPERGRUND Consumption

100-200 g/m²

Packaging

5 kg & 20 kg



EPOXYPRIMER 500 Consumption


150-300 g/m²

Packaging

(A+B) 1 kg, 4 kg & 10 kg







4



8



12

fast and easy application

1-2. DUROCRET-DECO FLEX is added to water under stirring, until a mixture of the desired workability is obtained.

3. The material is applied with a 10 mm notched trowel.

4-5. Fiberglass mesh (160 g/m²) is placed onto the "combed" surface of DUROCRET-DECO FLEX. It is then embedded with the smooth edge of the trowel for a smooth finish.

6. After 24 hours, the dry and hardened surface of DUROCRET-DECO FLEX is primed with the acrylic primer UNI-PRIMER.

7-8. While the primer is fresh, DUROCRET-DECO FINISH or DUROCRET-DECO FLEX (fresh on fresh) is applied in a thin layer, approximately 1.5 mm thick, in the preferred color, to form the desired finish effect of the microcement coating.

9-10. After another 24 hours, the surface is gently sanded for an extra smooth finish. (If required for a specific effect).

11. Then, it is thoroughly cleaned with a high suction vacuum cleaner.

12. Two-three days after the application, provided that the surface has completely dried, it may be coated with protective varnishes that will provide the desired finish effect.

* In case surface waterproofing is necessary (e.g. in bathrooms, swimming pools, balconies, etc.), the use of the waterproofing slurries AQUAMAT-FLEX and AQUAMAT-ELASTIC is recommended prior to the application of microcement.



Ideal for spaces with high moisture



waterproofing and protection

Two-three days after the application and provided that the surface has completely dried, it can be protected with the two-component, polyurethane protective varnish VARNISH-PU 2K (gloss or satin) or the two-component, water-based, polyurethane protective varnish VARNISH-PU 2KW.

Both varnishes are applied in at least two layers. The second layer is applied 4-24 hours after the first one as long as it has dried. For better spreading, after soaking the roller in the varnish, it is recommended that any excess material be drained off in the paint tray and then applied on the surface. VARNISH-PU 2K generally darkens the surface of microcement. If that is not desired, before its application it is recommended to impregnate the surface with the acrylic, water-based primer VS-W. VARNISH-PU 2K is applied 24 hours later. VS-W is not needed when ACRYL DECO product range is used.



VARNISH-PU 2K

Gloss & Satin

Consumption

70-120 g/m²/layer

Packaging

(A+B) 1 kg & 5 kg



VARNISH-PU 2KW

Satin-Matt

Consumption

70-120 g/m²/layer

Packaging

(A+B) 1 kg & 5 kg



VS-W

Consumption

150-200 ml/m²

Packaging

1 lit, 5 lit & 20 lit



ISOMAT's indicative reference projects



Special dogbowl construction for dehydration awareness of dogs during summer, UK




Sports Center in Kiev, Ukraine



Sports Center in Tirana, Albania



Hotel in Mykonos, Greece



Library of University of Oxford, UK



Locker rooms at Alexandreio Melathron Sports Hall in Thessaloniki, Greece






Café bar in Greece



Fast food chain in Greece



Beach bar in Chalkidiki, Greece






Watt & Volt store in Greece



Sports store in Greece



Orthopedic supplies store, Greece



Deeply rooted in the Mediterranean architecture, microcements are continuously evolving, playing a leading part in modern constructions worldwide.

This is why **ISOMAT** has developed a complete range of decorative coatings, aiming to provide product solutions to cover even the most demanding applications.

ISOMAT's microcement product range offers a timeless, highly aesthetic and customized result, excellent waterproofing, as well as high resistance and anti-scratch properties on floors and walls. Microcement coatings are used in a large number of applications, such as in kitchens, bathrooms, stairs, furniture, decorative features, etc., given that they deliver very easy-to-clean and yet uniquely stylish surfaces.



Visit our website



CERTIFIED COMPANY

HEADQUARTERS, THESSALONIKI, GREECE

17th km Thessaloniki - Ag. Athanasios Road
P. O. BOX 1043, 570 03 Ag. Athanasios
T +30 2310 576 000, F +30 2310 722 475



ISOMAT S.A.

BUILDING CHEMICALS & MORTARS

www.isomat.eu

export@isomat.eu

