

SAFETY AND WARNINGS



Electric Shock Hazard

Failure to follow this advice may result in electric shock or death.

- Disconnect the appliance from the mains electricity supply before carrying out any work or maintenance.
- Connection to a good earth wiring system is essential and mandatory.
- Alterations to the domestic wiring system must only be made by a qualified electrician.

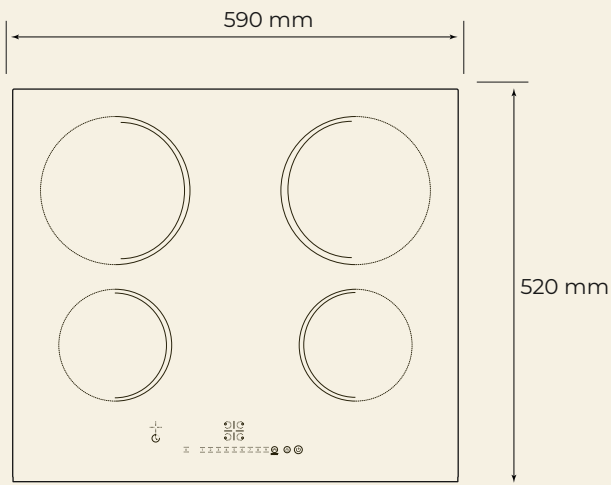


Cut Hazard


Failure to use caution could result in injury.

- Take care: some edges are sharp.

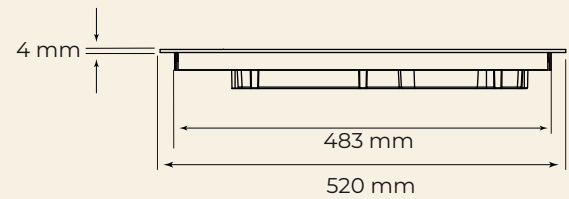
PRODUCT DIMENSIONS



TOP

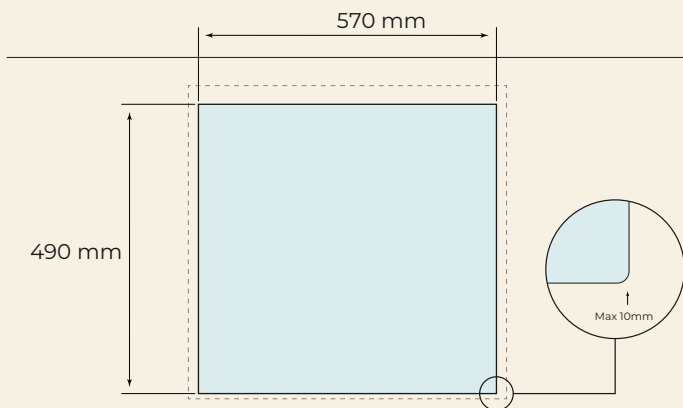


FRONT



SIDE

CUTOUT DIMENSIONS

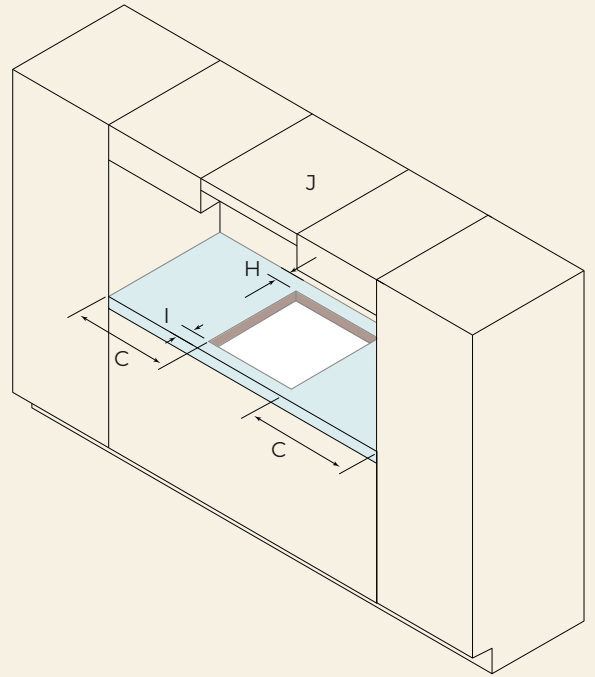
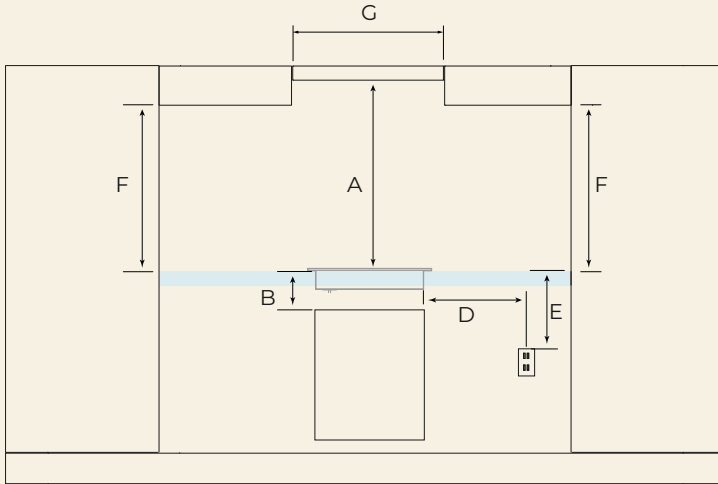


TOP



FRONT

CLEARANCE DIMENSIONS



CLEARANCE DIMENSIONS

MM

A: Minimum clearance from glass surface to:

- Unprotected overhead cabinet centered above cooktop 762
- Protected overhead cabinet centered above cooktop 610
- Range hood 650

B: Minimum clearance below top of countertop to top of any appliance, companion product or obstruction below cooktop 95

C: Minimum clearance from side edges of cutout to nearest combustible surface 30

D: Maximum distance from right edge of cutout to center of junction box 762

E: Minimum clearance below top of countertop to junction box 230

F: Minimum clearance from countertop to overhead cabinet (not directly above the cooktop) 450

G: Minimum distance between overhead cabinets (centered above cooktop) 600

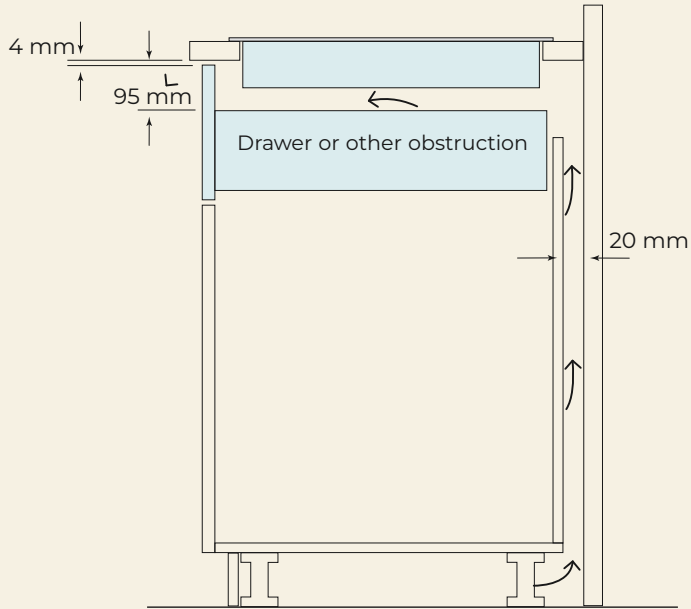
H: Minimum clearance from rear edge of cutout to nearest combustible surface 39

I: Minimum clearance from front edge of cutout to front edge of counter 35

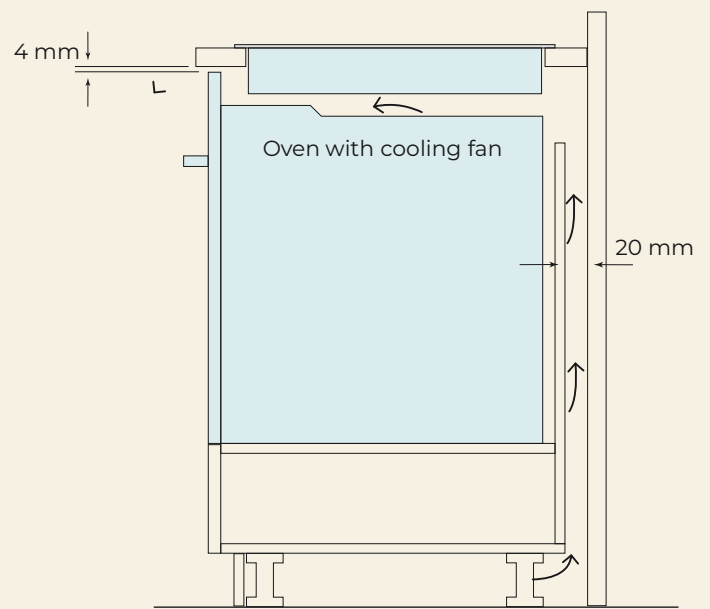
J: Maximum depth of overhead cabinetry 330

VENTING CLEARANCES

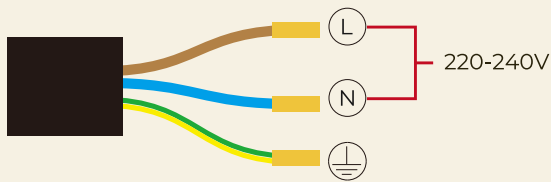
DRAWER OR OTHER OBSTRUCTION



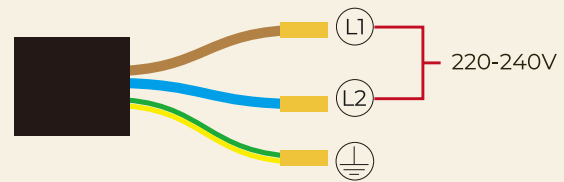
OVEN WITH COOLING FAN



ELECTRICAL CONNECTION



CE STANDARD



UL STANDARD

READ AND SAVE THIS GUIDE

- Read these instructions carefully before installing this product.
- Installation must comply with your local building and local electricity regulations.
- This cooktop must be connected to the mains power supply only by a suitably qualified person.
- The manufacturer accepts no responsibility for the incorrect installation of appliances.
- Do not modify this appliance.
- Do not use or store flammable materials on or near this appliance.
- Packing elements and tools should not be left around during and after installation, especially if they are within easy reach of children, as these may cause serious injuries.
- Make sure you recycle the packaging material.
- Before disposing of any appliance, make sure that it can no longer be used and that all hazardous parts are removed or made harmless, so that children playing with the old appliance cannot harm themselves.