



**REGULAR SCHEDULED COUNCIL MEETING**

Tuesday, January 16th, 2024 – 7:00 p.m.

Join Zoom Meeting – Link listed on website

<https://us06web.zoom.us/j/6479705713?pwd=bGoxRjllTXNXeWRhQlcrVzljaHUwdz09>

OR Join Via Phone: (646) 931-3860

**Meeting ID:** 647 970 5713

**Passcode:** Clear

**Passcode by Phone:** 121380

**AGENDA**

- 1. Call to Order ..... Council President
- 2. Pledge of Allegiance ..... Council and Attendees
- 3. Zoom Instructions ..... Robert Hawley
- 4. Introductions
- 5. Approval of Monthly Agenda
- 6. Election of Officers..... Council
  - 1. Council President
  - 2. Council Vice President
  - 3. Council Secretary
  - 4. Plan Commission Appointments
  - 5. BZA Appointment
  - 6. Department-Council Points of Contact
- 7. Approval of Monthly Reports ..... Council
  - a. Minutes from December 19<sup>th</sup>, 2023
  - b. Voucher Register and Warrant
- 8. New Business..... Council
  - a. Certificate of Appointment Steuben County Economic Development
  - b. Certificate of Appointment Region 3A
- 9. Unfinished Business ..... Council
- 10. Monthly Reports
  - a. Financial Report..... Nathan Striker
  - b. Marshal’s Report ..... Chris Emerick
  - c. Fire Department Report ..... Brent Schlosser
  - d. Zoning Administrator’s Report ..... Robert Hawley
  - e. Superintendent Report..... Guy Rodgers
  - f. Council Member’s Reports ..... Council
- 9. General Discussion ..... Council & Attendee
- 10. Adjournment ..... Council President

**Next Council meeting:**

Tuesday, February 20th, 2023 @ 7:00 p.m.

Please Note: Agenda items listed are those reasonably anticipated and may be discussed at the meeting. Not all items listed may necessarily be discussed and there may be other items not listed that may be brought up for discussion.

TOWN OF CLEAR LAKE, INDIANA  
REGULAR TOWN COUNCIL MEETING

December 19, 2023

The regular meeting of the Town Council of Clear Lake, Indiana was held at the Town Hall on Tuesday December 19th, 2023, at 7:00 PM. Present were Council Members Brent Schlosser, Dan Rippe, Molly Weber, Bert Elliott, and George Schenkel. Clerk/Treasurer Nathan Striker, Town Superintendent Guy Rodgers, Zoning Administrator Robert Hawley, and Town Marshall Chris Emerick were also present. There were 2 residents who signed the guest register and 3 attended via Zoom.

Council President Molly Weber called the meeting to order at 7:00PM starting with the Pledge of Allegiance.

Zoom instructions were given by Robert Hawley.

Council members introduced themselves.

COUNCIL ACTIONS

Approval of meeting agenda change to add Resolution 2023-22: Dan Rippe made a motion to move the agenda order. George Schenkel seconded the motion. Motion Passed.

Approval of Minutes and Voucher

Approval of November minutes with corrections. Brent Schlosser made a motion to approve with corrections. Dan Rippe seconded. Motion passed.

Approval of November-December Voucher with corrections: Nathan Striker presented disbursements on the December voucher. They are as follows:

General Fund-	\$847,351.65
Sewer Fund-	\$36,016.73
Total Disbursements-	\$883,368.38

Dan Rippe presented his questions about the voucher.

Voucher was approved and signed with corrections.

New Business

- a. 2024 Salary Ordinance-Brent Schlosser read the 2024 Salary Ordinance in full. He then read it by title alone. Brent Schlosser made a motion to accept the ordinance, Bert Elliott seconded. Motion Passed.
- b. 2024 Attorney Contract-Dan Rippe presented the New Attorney Contract with Hawk, Haynie, Kammeyer and Smith. Dan Rippe made a motion to accept the contract. George Schenkel seconded. Motion Passed

- c. Steuben County Economic Development Renewal-Brent Schlosser presented the Renewal request. Dan Rippe made a motion to accept. Brent Schlosser seconded. Motion Passed.
- d. 2024 Regular Council Meeting Schedule was discussed. Meetings will be the third Tuesday of the month at 7PM.
- e. Region 3-A- Appointment- This was postponed to a later meeting.
- f. Pay Application #2 for API-Dan Rippe presented the Pay application #2 for API. Dan Rippe made a motion to approve. George Schenkel seconded. Motion passed.
- g. 2023 Clear Lake Change Order- Dan Rippe presented the final change order from API. Dan Rippe then made a motion to accept the order. Brent Schlosser seconded. Motion passed.
- h. Appropriation Resolution 2023-22-Dan Rippe presented the Resolution appropriating funds in the amount of \$608,534.51 for the 2023 road work. Motion passed.
- i. Resolution Authorizing an Expenditure from ARP - Dan Rippe presented a resolution authorizing an expenditure in the amount of \$41,959.40 for the Condo Lift Station. Roll Call Vote passed 5-0

Unfinished Business

None this Month

Monthly Reports

Financial Report- Nathan updated the Council on Treasurer activities. Reports is on file.

Marshal's Report- Chris Emerick presented the monthly police activity. Report is on file.

Fire Report- Brent Schlosser presented the monthly fire activity. Report is on file.

Zoning Report. Robert Hawley gave an update on monthly zoning activities. Report is on file.

Superintendent Report- Guy Rodgers discussed the current activities. Report is on file.

George Schenkel made a motion to adjourn the meeting. Bert Elliott seconded. Motion carried.

The meeting adjourned at 8:23 PM.



Molly Weber, Council President

---

Attest: Nathan Striker, Clerk/Treasurer

ACCOUNTS PAYABLE TOWN of CLEAR LAKE  
Voucher Register for Operating Funds & Sewer Fund

For Period from 12/19/2023 through 01/12/2024

							(NP)=Not Paid until Council Approval
2023							
DATE FILED	VOUCHER NUMBER	NAME OF CLAIMANT	FUND	AMOUNT OF VOUCHER	Appropriation	CHECK/WARRANT NUMBER	MEMORANDUM
21-Dec	PayFund	PAYROLL	General	\$11,935.97	Payroll/benefits	EFT	C/Trea.B.Clerk, ZA and Marshalls, Council
21-Dec	Pay Fund	PAYROLL	MVH	\$2,312.66	Payroll/benefits	EFT	T.Manager, ZA
21-Dec	Pay Fund	PAYROLL	Sanitation	\$667.66	Payroll/benefits	EFT	C/Trea.B.Clerk
21-Dec	PayFund	Perf	General	\$415.83	Inpers Town Ex	EFT	Employer retirement contribution
21-Dec	PayFund	Perf	MVH	\$240.61	Inpers Town Ex	EFT	Employer retirement contribution
21-Dec	PayFund	Perf	Sanitation	\$69.45	Inpers Town Ex	EFT	Employer retirement contribution
18-Dec	19735	Mediacom	General	\$266.98	Telephone/Int	EFT 19732	Internet
26-Dec	19808	Nipsco	General	\$29.88	Electric	EFT 19808	Sirens
26-Dec	19659	Nipsco	General	\$562.36	Heat/electric	EFT 19659	Town Hall Heat
27-Dec	19792	Copsgear	LIT	\$184.00	Mach Equi	16914	Tahoe Headlight
27-Dec	19797	API Pay App #2	General	\$40,568.97	Street repair	16915	75% CCMG, 25%LRS
27-Dec	19798	Wex	General	\$156.98	Fuel	16916	Fuel
27-Dec	19800	Steuben Econ Dev	General	\$500.00	Membership	16917	Membership renewal
28-Dec	19802	Midsolv	General	\$78.75	Other Pro Services	16919	Computer Support
28-Dec	19803	Clear Lake Electric	MVH	\$300.01	Building Main	16920	Building
28-Dec	19804	Applied Innovation	General	\$53.03	Office supply	16912	Printer Ink
28-Dec	19807	AT and T	General	\$99.95	Telephone/Int	16922	Police Phones
28-Dec	19812	Town Of Fremont	LIT	\$18,000.00	Fire Pro	16923	Fire Contract
29-Dec	19813	C.E.M	MVH	\$330.59	Mach Equi	16924	Power Washer
29-Dec	19815	ESRI	MVH	\$660.00	Catch Basin/Drain	16925	Contract Renewal
29-Dec	19818	Dept of Treasury	Payroll	\$5,609.90	Payroll/benefits	EFT	Fed Withholdings
29-Dec	19819	In Dept of Revenue	Payroll	\$1,294.26	Payroll/benefits	EFT	State Withholdings
31-Dec	19868	API	CCD	\$57,672.00	Ground Imp	19618	Parking lot 54K ccd, \$3672 Gen Ground Main
4-Jan	19839	Payroll	General	\$7,071.86	Payroll/benefits	EFT	C/Trea.B.Clerk,ZA and Marshalls
4-Jan	19839	Payroll	MVH	\$2,448.84	Payroll/benefits	EFT	T.Manager, ZA
4-Jan	19839	Payroll	Sanitation	\$683.13	Payroll/benefits	EFT	C/Trea.B.Clerk
4-Jan	19851	Perf	General	\$415.83	Payroll/benefits	EFT	Employer retirement contribution
4-Jan	19851	Perf	MVH	\$254.78	Payroll/benefits	EFT	Employer retirement contribution
4-Jan	19851	Perf	Sanitation	\$71.09	Payroll/benefits	EFT	Employer retirement contribution
8-Jan	19881	Nipsco	General	\$1,139.04	Electric	EFT	Street Lights
8-Jan	19865	Indiana Bureau of Motor Vehicles	General	\$30.00	Reg	16927	John Deere Registration
8-Jan	19863	Washler	Sanitation	\$13,296.24	Trash	16926	Dec Trash
10-Jan	19883	ILMCT	General	\$82.00	Membership	16933	Annual Membership (NP)
11-Jan	19871	Farmers Visa	General	\$1,049.30		16929	See Invoice (paid to avoid late fees, Nate out of town)
11-Jan	19877	Steuben REMC	General	\$78.40	Electric	16930	See Light (paid)
11-Jan	19878	International Chiefs of Police	General	\$190.00	Membership	16931	Annual Membership (NP)
11-Jan	19880	Hawk Haynie Kammeyer	General	\$1,950.00	Attorney	16932	Hoagland, Hewes General Lawsuits (NP)
		<b>TOTAL OPERATING FUNDS</b>		<b>\$170,770.35</b>			
	<b>SEWER</b>						

ACCOUNTS PAYABLE TOWN of CLEAR LAKE  
**Voucher Register for Operating Funds & Sewer Fund**

For Period from 12/19/2023 through 01/12/2024


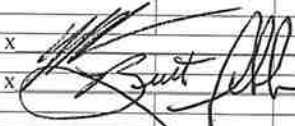
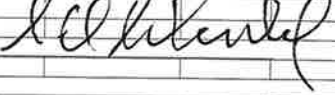

2023							(NP)=Not Paid until Council Approval
DATE FILED	VOUCHER NUMBER	NAME OF CLAIMANT	FUND	AMOUNT OF VOUCHER	Appropriation	CHECK/WARRANT NUMBER	MEMORANDUM
21-Dec	Pay Fund	PAYROLL	Sewer	\$2,489.34	Payroll/benefits	EFT	B.Clerk, T.Manager & T.Worker, ZA
23-Nov	Pay Fund	Perf	Sewetr	\$259.00	PERF town exp.	EFT	Employer retirement contribution
26-Dec	19809	Nipsco	Sewer	\$1,006.03	Electric	EFT 19809	Grinders
26-Dec	19810	Nipsco	Sewer	\$385.52	Electric	EFT 19810	Lift Station
27-Dec	19794	Tri Star Pipe	Sewer	\$1,398.00	Pump Dep.	3482	Pumps invoice S3191940
27-Dec	19798	Wex	Sewer	\$127.24	Fuel	3485	Fuel
28-Dec	19806	At and T	Sewer	\$84.00	Telephone	3486	Sewer Phones
29-Dec	19814	C.E.M	Sewer	\$330.59	Repair parts	3487	Power Washer
1-Jan	19684	Farmers State Bank	Sewer	\$98.49	Other Charges	EFT 19847	Check Processing fee
4-Jan	19841	Payroll	Sewer	\$2,625.53	Payroll/benefits	EFT	B.Clerk, T.Manager & T.Worker, ZA
4-Jan	19852	Perf	Sewer	\$273.13	Payroll/benefits	EFT	Employer retirement contribution
8-Jan	19861	Town of Fremont	Sewer	\$10,426.44	Sewage Treat	3488	Sewage Treatment
10-Jan	19882	Steuben County Recorder	Sewer	\$75.00	Legal	cash	Sewer Liens - Recording of sewer liens
11-Jan	19872	Barnes and Thornburg	Sewer	\$2,556.00	Attorney	3489	Hoagland (NP)
11-Jan	19873	Indiana Underground	Sewer	\$159.60	Operating	3490	Locates (NP)
11-Jan	19874	Valley Farm Supply	Sewer	\$56.88	Parts	3491	Repair Parts (NP)
11-Jan	19875	Tri-Star Pump	Sewer	\$1,168.14	Pump Dep	3492	Pump Rebuild (NP)
11-Jan	19876	Tri -Star Pump	Sewer	\$11,584.44	Pump Dep	3493	New Grinder System (NP) ask Guy
11-Jan	19879	Hawk Haynie Kammeyer	Sewer	\$25,090.00	Attorney	3494	Hoagland New Sewer (NP)
		<b>TOTAL SEWER FUND</b>		<b>\$60,193.37</b>			
		<b>TOTAL ATTORNEY</b>		<b>\$29,596.00</b>			
		<b>TOTAL ALL FUNDS</b>		<b>\$230,963.72</b>			

I here by certify that each of the above listed vouchers and the invoices or bills attached there to are true and correct and I have audited same in accordance with KCS-11-10-1.6.

Date 16-Jan-24 ALLOWANCE OF VOUCHERS

(KCS-11-10-2 permits the governing body to sign the Accounts Payable Voucher Register in lieu of signing each claim the governing body is allowing.)

**Dated this 16th day of Jan 2024**

	X		X	
X 	X	X	X	

SIGNATURE OF GOVERNING BOARD



**2024 Region 3-A  
Board of Directors Appointee  
Certification**

I, \_\_\_\_\_  
Town Council President  
Town of Clear Lake  
hereby appoint:

NAME: \_\_\_\_\_

ADDRESS: \_\_\_\_\_

CITY, ST & ZIP: \_\_\_\_\_

TELEPHONE: \_\_\_\_\_

E-MAIL: \_\_\_\_\_

to serve on the  
Board of Directors for  
Region 3-A Development and Regional Planning Commission  
during the year 2024 or until otherwise replaced.

Be it certified this \_\_\_\_\_ day of \_\_\_\_\_, 2024.

Authorized signature: \_\_\_\_\_

# Appropriation Report

All Appropriations

Check Date From 12/01/2023 Thru 12/31/2023

Grouped By Fund Number

Ordered By Appropriation

APPROP	TITLE	FORWARDED	CURRENT	TRANSFRD	ADDL/ADJ	ENCUM	EXP-MTD	EXP-YTD	LIQ NOT EXP FWD	UNENCUM BAL	UNEXPEND BAL	% LEFT
**Fund Number 1101												
1101001111.100	GEN - TOWN COUNCIL	0.00	26877.00	0.00	0.00	0.00	4543.00	18889.75	0.00	7987.25	7987.25	29.72%
1101001111.200	GEN - CLERK-TREASURER	0.00	18742.00	0.00	18741.00	0.00	2883.26	37482.38	0.00	0.62	0.62	0.00%
1101001111.210	GEN - CLERK DEPUTY	0.00	0.00	0.00	12447.00	0.00	0.00	0.00	0.00	12447.00	12447.00	100.00%
1101001111.220	GEN - BILLING	0.00	12500.00	0.00	1913.00	0.00	972.80	13054.00	0.00	1359.00	1359.00	9.43%
1101001111.230	GEN - TEMPORARY	0.00	7000.00	0.00	-7000.00	0.00	0.00	0.00	0.00	0.00	0.00	0.00%
1101001111.240	GEN - ZONING ADMIN	0.00	52000.00	0.00	-4000.00	0.00	3569.24	47200.12	0.00	799.88	799.88	1.67%
1101001111.400	GEN - TOWN MARSHALS	0.00	70000.00	0.00	10000.00	0.00	4908.96	65722.82	0.00	14277.18	14277.18	17.85%
1101001120.000	GEN - SOC/MEDICARE	0.00	15000.00	0.00	4000.00	0.00	1291.14	13949.99	0.00	5050.01	5050.01	26.58%
1101001133.000	GEN - PERF TOWN EXPENSE	0.00	5400.00	0.00	3000.00	0.00	831.66	10808.46	0.00	-2408.46	-2408.46	-28.67%
1101001134.000	GEN - UNEMPLOYMENT INS	0.00	800.00	0.00	0.00	0.00	0.00	350.65	0.00	449.35	449.35	56.17%
1101001135.000	GEN - EMPLOYEE HEALTH INS	0.00	33000.00	0.00	-21000.00	0.00	0.00	0.00	0.00	12000.00	12000.00	100.00%
1101001210.000	GEN - OFFICE SUPPLIES	0.00	2000.00	0.00	500.00	0.00	110.51	2091.33	0.00	408.67	408.67	16.35%
1101001211.000	GEN - OPERATING SUPPLIES	0.00	2000.00	0.00	0.00	0.00	0.00	1963.85	0.00	36.15	36.15	1.81%
1101001222.010	GEN - FUEL, TIRES, SUPPLIES	0.00	3400.00	0.00	2600.00	0.00	156.98	3417.32	0.00	2582.68	2582.68	43.04%
1101001322.000	GEN - POSTAGE	0.00	400.00	0.00	400.00	0.00	0.00	904.87	0.00	-104.87	-104.87	-13.11%
1101001323.000	GEN - MEETINGS & TRAVEL	0.00	1500.00	0.00	2500.00	0.00	0.00	524.99	0.00	3475.01	3475.01	86.88%
1101001324.000	GEN - TELEPHONE & ONLINE	0.00	4800.00	0.00	1500.00	0.00	611.90	5914.54	0.00	385.46	385.46	6.12%
1101001332.000	GEN - LEGAL NOTICES	0.00	600.00	0.00	600.00	0.00	438.04	1284.84	0.00	-84.84	-84.84	-7.07%
1101001342.000	GEN - INSURANCE	0.00	59000.00	0.00	5000.00	0.00	0.00	35424.00	0.00	28576.00	28576.00	44.65%
1101001351.000	GEN - ELECTRIC	0.00	30000.00	0.00	4000.00	0.00	1265.32	34808.63	0.00	-808.63	-808.63	-2.38%
1101001353.000	GEN - HEAT	0.00	1800.00	0.00	1200.00	0.00	0.00	3133.08	0.00	-133.08	-133.08	-4.44%
1101001355.000	GEN - SEWAGE	0.00	1200.00	0.00	200.00	0.00	95.44	1145.28	0.00	254.72	254.72	18.19%
1101001359.000	GEN - GROUNDS MAINT	0.00	5500.00	0.00	0.00	0.00	3672.00	4630.06	0.00	869.94	869.94	15.82%
1101001361.000	GEN - BUILDING MAINT	0.00	7000.00	0.00	0.00	0.00	100.50	1337.80	0.00	5662.20	5662.20	80.89%
1101001362.000	GEN - EQUIPMENT REPAIRS	0.00	2000.00	0.00	2000.00	0.00	0.00	500.00	0.00	3500.00	3500.00	87.50%
1101001371.000	GEN - PIER RENTAL	0.00	600.00	0.00	0.00	0.00	0.00	600.00	0.00	0.00	0.00	0.00%
1101001374.000	GEN - PLAN COMMISSION	0.00	3600.00	0.00	0.00	0.00	1350.00	3375.00	0.00	225.00	225.00	6.25%
1101001375.000	GEN - BOARD OF ZONING	0.00	3000.00	0.00	0.00	0.00	850.00	2450.00	0.00	550.00	550.00	18.33%
1101001376.000	GEN - ATTORNEY FEES	0.00	35000.00	0.00	0.00	0.00	5889.00	66067.00	0.00	-31067.00	-31067.00	-88.76%
1101001383.000	GEN - OTHER PROF SERVICES	0.00	6000.00	0.00	6000.00	0.00	619.36	12593.01	0.00	-593.01	-593.01	-4.94%
1101001395.000	GEN - OTHER CHARGES	0.00	4000.00	0.00	2000.00	0.00	24.00	8368.95	0.00	-2368.95	-2368.95	-39.48%
1101001398.000	GEN - MEMBERSHIPS/DUES	0.00	6600.00	0.00	400.00	0.00	500.00	6935.87	0.00	64.13	64.13	0.92%
1101001451.000	GEN - MACH/EQUIP	0.00	0.00	0.00	0.00	0.00	0.00	0.00	0.00	0.00	0.00	0.00%
1101001513.011	GEN - REGISTRATION	0.00	0.00	0.00	0.00	0.00	0.00	0.00	0.00	0.00	0.00	0.00%
1101001513.012	GEN - CONFERENCES	0.00	0.00	0.00	0.00	0.00	0.00	407.00	0.00	-407.00	-407.00	0.00%

### Appropriation Report

APPROP	TITLE	FORWARDED	CURRENT	TRANSFRD	ADDL/ADJ	ENCUM	EXP-MTD	EXP-YTD	LIQ NOT EXP FWD	UNENCUM BAL	UNEXPEND BAL	% LEFT
1101001520.000	GEN - TRANSFER OUT	0.00	0.00	0.00	0.00	0.00	0.00	2044.50	0.00	-2044.50	-2044.50	0.00%
1101001541.000	GEN - INVESTMENTS	0.00	0.00	0.00	0.00	0.00	0.00	0.00	0.00	0.00	0.00	0.00%
1101001590.000	GEN - OTHER RESTRICTED	0.00	0.00	0.00	0.00	0.00	0.00	9558.00	0.00	-9558.00	-9558.00	0.00%
<b>SubTotal Fund Number 1101</b>		<b>0.00</b>	<b>421319.00</b>	<b>0.00</b>	<b>47001.00</b>	<b>0.00</b>	<b>34683.11</b>	<b>416938.09</b>	<b>0.00</b>	<b>51381.91</b>	<b>51381.91</b>	<b>10.97%</b>
<b>**Fund Number 2201</b>												
2201001111.230	MVH - TEMPORARY	0.00	0.00	0.00	0.00	0.00	0.00	0.00	0.00	0.00	0.00	0.00%
2201001111.240	MVH - ZONING ADMIN	0.00	0.00	0.00	6000.00	0.00	887.84	5561.32	0.00	438.68	438.68	7.31%
2201001111.300	MVH - TOWN MANAGER	0.00	33104.00	0.00	2896.00	0.00	2232.59	32523.98	0.00	3476.02	3476.02	9.66%
2201001111.310	MVH - TOWN WORKER	0.00	19812.00	0.00	188.00	0.00	1231.65	10477.41	0.00	9522.59	9522.59	47.61%
2201001120.000	MVH - SOC/MEDICARE	0.00	6000.00	0.00	1000.00	0.00	332.94	3706.92	0.00	3293.08	3293.08	47.04%
2201001133.000	MVH - PERF TOWN EXPENSE	0.00	5800.00	0.00	200.00	0.00	487.43	5441.29	0.00	558.71	558.71	9.31%
2201001134.000	MVH - UNEMPLOYMENT INS	0.00	400.00	0.00	0.00	0.00	0.00	52.25	0.00	347.75	347.75	86.94%
2201001135.000	MVH - EMPLOYEE HEALTH	0.00	30000.00	0.00	-23400.00	0.00	0.00	0.00	0.00	6600.00	6600.00	100.00%
2201001222.012	MVH - FUEL AND TIRES	0.00	1500.00	0.00	2500.00	0.00	0.00	1718.45	0.00	2281.55	2281.55	57.04%
2201001231.015	MVH - SAND & SALT	0.00	2500.00	0.00	1000.00	0.00	0.00	1973.22	0.00	1526.78	1526.78	43.62%
2201001233.000	MVH - SMALL TOOLS / SUPPLIES	0.00	1250.00	0.00	150.00	0.00	0.00	2535.40	0.00	-1135.40	-1135.40	-81.10%
2201001233.011	MVH - STREET MATERIALS	0.00	500.00	0.00	1000.00	0.00	0.00	399.75	0.00	1100.25	1100.25	73.35%
2201001233.015	MVH - STREET SIGNS	0.00	1500.00	0.00	1500.00	0.00	0.00	550.00	0.00	2450.00	2450.00	81.67%
2201001311.000	MVH - ATTORNEY FEES	0.00	0.00	0.00	15000.00	0.00	0.00	0.00	0.00	15000.00	15000.00	100.00%
2201001312.000	MVH - ENGINEER/SURVEY	0.00	20000.00	0.00	-18000.00	0.00	0.00	2450.00	0.00	-450.00	-450.00	-22.50%
2201001359.000	MVH - CATCH BASINS/DRAINS	0.00	7500.00	0.00	7500.00	0.00	660.00	4199.50	0.00	10800.50	10800.50	72.00%
2201001361.000	MVH - BUILDING MAINT	0.00	2000.00	0.00	8000.00	0.00	300.01	1316.11	0.00	8683.89	8683.89	86.84%
2201001362.000	MVH - EQUIPMENT REPAIRS	0.00	2000.00	0.00	500.00	0.00	0.00	4372.24	0.00	-1872.24	-1872.24	-74.89%
2201001363.000	MVH - STREET REPAIR	0.00	0.00	0.00	60000.00	0.00	0.00	58492.98	0.00	1507.02	1507.02	2.51%
2201001365.000	MVH - SNOW/TREE REMOVAL	0.00	3500.00	0.00	5000.00	0.00	0.00	0.00	0.00	8500.00	8500.00	100.00%
2201001395.000	MVH - OTHER CHARGES	0.00	525.00	0.00	275.00	0.00	0.00	623.02	0.00	176.98	176.98	22.12%
2201001451.000	MVH - MACHINERY AND	0.00	7500.00	0.00	0.00	0.00	870.75	1647.48	0.00	5852.52	5852.52	78.03%
<b>SubTotal Fund Number 2201</b>		<b>0.00</b>	<b>145391.00</b>	<b>0.00</b>	<b>71309.00</b>	<b>0.00</b>	<b>7003.21</b>	<b>138041.32</b>	<b>0.00</b>	<b>78658.68</b>	<b>78658.68</b>	<b>36.30%</b>
<b>**Fund Number 2202</b>												
2202001363.000	LRS - STREET REPAIRS	0.00	5000.00	0.00	15000.00	0.00	10142.25	17787.34	0.00	2212.66	2212.66	11.06%
<b>SubTotal Fund Number 2202</b>		<b>0.00</b>	<b>5000.00</b>	<b>0.00</b>	<b>15000.00</b>	<b>0.00</b>	<b>10142.25</b>	<b>17787.34</b>	<b>0.00</b>	<b>2212.66</b>	<b>2212.66</b>	<b>11.06%</b>
<b>**Fund Number 2203</b>												
2203001233.000	LOIT - SEE LIT	0.00	0.00	0.00	0.00	0.00	0.00	0.00	0.00	0.00	0.00	0.00%
2203001363.000	MVH RESTRICTED - STREET	0.00	20000.00	0.00	-20000.00	0.00	0.00	0.00	0.00	0.00	0.00	0.00%
<b>SubTotal Fund Number 2203</b>		<b>0.00</b>	<b>20000.00</b>	<b>0.00</b>	<b>-20000.00</b>	<b>0.00</b>	<b>0.00</b>	<b>0.00</b>	<b>0.00</b>	<b>0.00</b>	<b>0.00</b>	<b>0.00%</b>
<b>**Fund Number 2228</b>												





### Appropriation Report

APPROP	TITLE	FORWARDED	CURRENT	TRANSFRD	ADDL/ADJ	ENCUM	EXP-MTD	EXP-YTD	LIQ NOT EXP FWD	UNENCUM BAL	UNEXPEND BAL	% LEFT
<b>**Fund Number 2304</b>												
2304900221.015	SPECIA - MISCELLANEOUS -	0.00	0.00	0.00	0.00	0.00	0.00	0.00	0.00	0.00	0.00	0.00%
<b>SubTotal Fund Number 2304</b>		0.00	0.00	0.00	0.00	0.00	0.00	0.00	0.00	0.00	0.00	n/a
<b>**Fund Number 2400</b>												
2400001111.000	CARES ACT FUND PAYROLL	0.00	0.00	0.00	0.00	0.00	0.00	0.00	0.00	0.00	0.00	0.00%
<b>SubTotal Fund Number 2400</b>		0.00	0.00	0.00	0.00	0.00	0.00	0.00	0.00	0.00	0.00	n/a
<b>**Fund Number 2401</b>												
2401001365.000	ARP- GIS SYSTEM	23925.00	0.00	0.00	0.00	23925.00	0.00	0.00	0.00	0.00	23925.00	100.00%
<b>SubTotal Fund Number 2401</b>		23925.00	0.00	0.00	0.00	23925.00	0.00	0.00	0.00	0.00	23925.00	100.00%
<b>**Fund Number 2402</b>												
2402001363.000	L.ROAD/BRIDGE GRANT - STREET	0.00	0.00	0.00	608534.50	0.00	30426.72	608534.50	0.00	0.00	0.00	0.00%
2402001520.000	L.ROAD/BRIDGE GRANT - TRAN	0.00	0.00	0.00	0.00	0.00	0.00	0.00	0.00	0.00	0.00	0.00%
<b>SubTotal Fund Number 2402</b>		0.00	0.00	0.00	608534.50	0.00	30426.72	608534.50	0.00	0.00	0.00	0.00%
<b>**Fund Number 2500</b>												
2500001315.000	CONTRACTOR BONDS	0.00	0.00	0.00	0.00	0.00	2000.00	6000.00	0.00	-6000.00	-6000.00	0.00%
<b>SubTotal Fund Number 2500</b>		0.00	0.00	0.00	0.00	0.00	2000.00	6000.00	0.00	-6000.00	-6000.00	n/a
<b>**Fund Number 4401</b>												
4401001490.000	CCI - CAPITAL OUTLAYS	0.00	2000.00	0.00	-2000.00	0.00	0.00	0.00	0.00	0.00	0.00	0.00%
4401950210.000	CCI - BOOKS/OTHER - OFFICE	0.00	2000.00	0.00	0.00	0.00	0.00	0.00	0.00	2000.00	2000.00	100.00%
<b>SubTotal Fund Number 4401</b>		0.00	4000.00	0.00	-2000.00	0.00	0.00	0.00	0.00	2000.00	2000.00	100.00%
<b>**Fund Number 4402</b>												
4402001311.000	CCD - ATTORNEY FEES	0.00	12000.00	0.00	28000.00	0.00	0.00	36550.00	0.00	3450.00	3450.00	8.63%
4402001312.000	CCD - ENGINEERS & SURVEYS	0.00	20000.00	0.00	-20000.00	0.00	0.00	8713.72	0.00	-8713.72	-8713.72	0.00%
4402001315.000	CCD - PROF SERVICES	0.00	5000.00	0.00	5000.00	0.00	75.00	6140.69	0.00	3859.31	3859.31	38.59%
4402001316.000	CCD - GROUND IMPROVEMENTS	0.00	0.00	0.00	54000.00	0.00	54000.00	54000.00	0.00	0.00	0.00	0.00%
4402001363.000	CCD - STREET REPAIRS	0.00	130000.00	0.00	124000.00	0.00	3759.51	246799.29	0.00	7200.71	7200.71	2.83%
4402001451.000	CCD - MACH/EQUIP	52872.00	129170.00	0.00	-89170.00	52872.00	0.00	0.00	0.00	40000.00	92872.00	100.00%
4402001520.000	CCD - TRANSFER OUT	0.00	0.00	0.00	0.00	0.00	0.00	0.00	0.00	0.00	0.00	0.00%
4402001541.000	CCD - INVESTMENTS	0.00	0.00	0.00	0.00	0.00	0.00	0.00	0.00	0.00	0.00	0.00%
<b>SubTotal Fund Number 4402</b>		52872.00	296170.00	0.00	101830.00	52872.00	57834.51	352203.70	0.00	45796.30	98668.30	21.88%
<b>**Fund Number 4436</b>												
4436001315.000	CEDIT - ECON DEVEL	0.00	42000.00	0.00	-2000.00	0.00	0.00	1500.00	0.00	38500.00	38500.00	96.25%
4436001363.000	CEDIT - STREET REPAIRS	0.00	0.00	0.00	0.00	0.00	0.00	0.00	0.00	0.00	0.00	0.00%
<b>SubTotal Fund Number 4436</b>		0.00	42000.00	0.00	-2000.00	0.00	0.00	1500.00	0.00	38500.00	38500.00	96.25%

### Appropriation Report

APPROP	TITLE	FORWARDED	CURRENT	TRANSFRD	ADDL/ADJ	ENCUM	EXP-MTD	EXP-YTD	LIQ NOT EXP FWD	UNENCUM BAL	UNEXPEND BAL	% LEFT
<b>**Fund Number 4440</b>												
4440001363.000	M MOVES - STREET REPAIRS	0.00	49800.00	0.00	-9800.00	0.00	0.00	0.00	0.00	40000.00	40000.00	100.00%
4440001520.000	M MOVES - TRANSFER OUT	0.00	0.00	0.00	0.00	0.00	0.00	0.00	0.00	0.00	0.00	0.00%
4440001541.000	M MOVES - INVESTMENTS	0.00	0.00	0.00	0.00	0.00	0.00	0.00	0.00	0.00	0.00	0.00%
<b>SubTotal Fund Number 4440</b>		0.00	49800.00	0.00	-9800.00	0.00	0.00	0.00	0.00	40000.00	40000.00	100.00%
<b>**Fund Number 6201</b>												
6201001111.200	SEWER OP - CL/TREAS	0.00	8000.00	0.00	0.00	0.00	360.42	4685.46	0.00	3314.54	3314.54	41.43%
6201001111.220	SEWER OP - BILL CLERK	0.00	17000.00	0.00	0.00	0.00	851.20	11422.25	0.00	5577.75	5577.75	32.81%
6201001111.240	SEWER OP - ZONING ADMIN	0.00	0.00	0.00	0.00	0.00	4.46	2469.38	0.00	-2469.38	-2469.38	0.00%
6201001111.300	SEWER OP - TOWN MANAGER	0.00	40000.00	0.00	0.00	0.00	2232.60	32416.33	0.00	7583.67	7583.67	18.96%
6201001111.310	SEWER OP - TOWN WORKER	0.00	30000.00	0.00	0.00	0.00	1231.65	14110.93	0.00	15889.07	15889.07	52.96%
6201001120.000	SEWER OP - SOC/MEDI	0.00	14000.00	0.00	0.00	0.00	358.06	4980.57	0.00	9019.43	9019.43	64.42%
6201001133.000	SEWER OP - PERF TOWN EXP	0.00	12000.00	0.00	0.00	0.00	524.18	7274.33	0.00	4725.67	4725.67	39.38%
6201001134.000	SEWER OP - UNEMPLOY INS	0.00	400.00	0.00	0.00	0.00	0.00	68.87	0.00	331.13	331.13	82.78%
6201001135.000	SEWER OP - EMPLOYEE HEALTH	0.00	30000.00	0.00	0.00	0.00	0.00	0.00	0.00	30000.00	30000.00	100.00%
6201001210.000	SEWER OP - OFFICE SUPPLIES	0.00	1300.00	0.00	0.00	0.00	0.00	1575.96	0.00	-275.96	-275.96	-21.23%
6201001231.000	SEWER OP - OPERATING	0.00	8000.00	0.00	0.00	0.00	319.70	7650.18	0.00	349.82	349.82	4.37%
6201001232.000	SEWER OP - REPAIR PARTS	0.00	8000.00	0.00	0.00	0.00	330.59	1967.03	0.00	6032.97	6032.97	75.41%
6201001290.000	SEWER OP - SHOP SUPPLIES	0.00	7500.00	0.00	0.00	0.00	0.00	1655.83	0.00	5844.17	5844.17	77.92%
6201001311.000	SEWER OP - ATTORNEY FEES	0.00	85000.00	0.00	0.00	0.00	13495.30	78699.07	0.00	6300.93	6300.93	7.41%
6201001313.000	SEWER OP - LEGAL IURC	0.00	0.00	0.00	0.00	0.00	0.00	0.00	0.00	0.00	0.00	0.00%
6201001315.000	SEWER OP - CONT LABOR	0.00	40000.00	0.00	0.00	0.00	850.00	45282.63	0.00	-5282.63	-5282.63	-13.21%
6201001322.000	SEWER OP - POSTAGE	0.00	600.00	0.00	0.00	0.00	0.00	486.00	0.00	114.00	114.00	19.00%
6201001323.000	SEWER OP - TRAVEL EXPENSE	0.00	600.00	0.00	0.00	0.00	0.00	0.00	0.00	600.00	600.00	100.00%
6201001324.000	SEWER OP - TELEPHONE	0.00	1100.00	0.00	0.00	0.00	168.00	1268.12	0.00	-168.12	-168.12	-15.28%
6201001335.000	SEWER OP - LEGAL FILINGS	0.00	600.00	0.00	0.00	0.00	0.00	225.00	0.00	375.00	375.00	62.50%
6201001351.000	SEWER OP - ELECTRIC	0.00	19000.00	0.00	0.00	0.00	1391.55	15331.94	0.00	3668.06	3668.06	19.31%
6201001355.000	SEWER OP - SEWAGE TREAT	0.00	250000.00	0.00	0.00	0.00	14407.64	162898.59	0.00	87101.41	87101.41	34.84%
6201001383.000	SEWER OP - OTHER PROF SERV	0.00	90000.00	0.00	0.00	0.00	19.95	15638.87	0.00	74361.13	74361.13	82.62%
6201001395.000	SEWER OP - OTHER CHARGES	0.00	4000.00	0.00	0.00	0.00	1712.68	3797.22	0.00	202.78	202.78	5.07%
6201001398.000	SEWER OP - DUES	0.00	600.00	0.00	0.00	0.00	0.00	191.40	0.00	408.60	408.60	68.10%
6201001490.000	SEWER OP - OTHER CAPITAL	0.00	70000.00	0.00	0.00	0.00	0.00	3210.00	0.00	66790.00	66790.00	95.41%
6201001520.000	SEWER OP - TRANSFER OUT	0.00	125000.00	0.00	0.00	0.00	17517.77	190760.37	0.00	-65760.37	-65760.37	-52.61%
6201001541.000	SEWER OP - INVESTMENTS	0.00	0.00	0.00	0.00	0.00	0.00	0.00	0.00	0.00	0.00	0.00%
6201001541.010	SEWER OP - PASS THRU EXP	0.00	0.00	0.00	0.00	0.00	0.00	0.00	0.00	0.00	0.00	0.00%
6201001590.000	SEWER OP - REFUNDS	0.00	0.00	0.00	0.00	0.00	0.00	0.00	0.00	0.00	0.00	0.00%
<b>SubTotal Fund Number 6201</b>		0.00	862700.00	0.00	0.00	0.00	55775.75	608066.33	0.00	254633.67	254633.67	29.52%
<b>**Fund Number 6202</b>												

Appropriation Report

APPROP	TITLE	FORWARDED	CURRENT	TRANSFRD	ADDL/ADJ	ENCUM	EXP-MTD	EXP-YTD	LIQ NOT EXP FWD	UNENCUM BAL	UNEXPEND BAL	% LEFT
6202001381.000	SEWER B & I - PRINCIPAL	0.00	0.00	0.00	0.00	0.00	0.00	0.00	0.00	0.00	0.00	0.00%
6202001382.000	SEWER B & I - INTEREST	0.00	0.00	0.00	0.00	0.00	0.00	0.00	0.00	0.00	0.00	0.00%
6202001520.000	SEWER B & I - TRANSFER OUT	0.00	0.00	0.00	0.00	0.00	0.00	0.00	0.00	0.00	0.00	0.00%
<b>SubTotal Fund Number 6202</b>		0.00	0.00	0.00	0.00	0.00	0.00	0.00	0.00	0.00	0.00	0.00%
<b>**Fund Number 6203</b>												
6203001232.000	SEWER DEPR - PUMPS	0.00	150000.00	0.00	0.00	0.00	1398.00	79269.21	0.00	70730.79	70730.79	47.15%
6203001315.000	SEWER DEPR - CONT LABOR	0.00	80000.00	0.00	0.00	0.00	0.00	15887.25	0.00	64112.75	64112.75	80.14%
6203001451.000	SEWER DEPR - MACH/EQUIP	0.00	100000.00	0.00	0.00	0.00	0.00	16438.73	0.00	83561.27	83561.27	83.56%
6203001520.000	SEWER DEPR - TRANSFER OUT	0.00	300000.00	0.00	0.00	0.00	0.00	0.00	0.00	300000.00	300000.00	100.00%
6203001541.000	SEWER DEPR - INVESTMENTS	0.00	0.00	0.00	0.00	0.00	0.00	0.00	0.00	0.00	0.00	0.00%
<b>SubTotal Fund Number 6203</b>		0.00	630000.00	0.00	0.00	0.00	1398.00	111595.19	0.00	518404.81	518404.81	82.29%
<b>**Fund Number 6204</b>												
6204001520.000	SEWER DEBT - TRANSFER OUT	0.00	0.00	0.00	0.00	0.00	0.00	0.00	0.00	0.00	0.00	0.00%
6204001541.000	SEWER DEBT - INVESTMENTS	0.00	0.00	0.00	0.00	0.00	0.00	0.00	0.00	0.00	0.00	0.00%
<b>SubTotal Fund Number 6204</b>		0.00	0.00	0.00	0.00	0.00	0.00	0.00	0.00	0.00	0.00	0.00%
<b>**Fund Number 6601</b>												
6601001111.200	SANI - CLERK-TREASURER	0.00	4676.00	0.00	0.00	0.00	360.40	4685.20	0.00	-9.20	-9.20	-0.20%
6601001111.240	SANI - BILLING CLERK	0.00	10000.00	0.00	0.00	0.00	608.00	8158.75	0.00	1841.25	1841.25	18.41%
6601001111.300	SANI - TOWN MANAGER	0.00	0.00	0.00	0.00	0.00	0.00	0.00	0.00	0.00	0.00	0.00%
6601001111.310	SANI - TOWN WORKER	0.00	0.00	0.00	0.00	0.00	273.70	1254.15	0.00	-1254.15	-1254.15	0.00%
6601001120.000	SANI - SOC/MEDICARE	0.00	700.00	0.00	0.00	0.00	95.01	1078.41	0.00	-378.41	-378.41	-54.06%
6601001133.000	SANI - PERF TOWN EXPENSE	0.00	2000.00	0.00	0.00	0.00	139.11	1558.90	0.00	441.10	441.10	22.06%
6601001134.000	SANI - UNEMPLOYMENT INS	0.00	200.00	0.00	0.00	0.00	0.00	11.88	0.00	188.12	188.12	94.06%
6601001322.000	SANI - POSTAGE	0.00	800.00	0.00	0.00	0.00	0.00	0.00	0.00	800.00	800.00	100.00%
6601001395.000	SANI - OTHER CHARGES	0.00	0.00	0.00	0.00	0.00	0.00	0.00	0.00	0.00	0.00	0.00%
6601001396.000	SANI - TRASH COLLECT	0.00	98000.00	0.00	0.00	0.00	13296.24	146258.64	0.00	-48258.64	-48258.64	-49.24%
6601001590.000	SANI - TICKETS	0.00	400.00	0.00	0.00	0.00	0.00	0.00	0.00	400.00	400.00	100.00%
<b>SubTotal Fund Number 6601</b>		0.00	116776.00	0.00	0.00	0.00	14772.46	163005.93	0.00	-46229.93	-46229.93	-39.59%
<b>**Fund Number 8901</b>												
8901000806.000	PAYROLL EXPENSES	0.00	0.00	0.00	0.00	0.00	31211.30	358892.34	0.00	-358892.34	-358892.34	0.00%
<b>SubTotal Fund Number 8901</b>		0.00	0.00	0.00	0.00	0.00	31211.30	358892.34	0.00	-358892.34	-358892.34	0.00%
<b>*** GRAND TOTAL ***</b>		76797.00	2706556.00	0.00	763474.50	76797.00	263663.47	2835598.75	0.00	634431.75	711228.75	20.05%



Installed by the TOWN OF CLEAR LAKE-2019  
**Fund Report**

Page : 2  
 Date: 01/12/2024 11:43:28  
 FUNDACCOUNTS.FRX

FUND TITLE	BALANCE BEG OF YEAR	REVENUE YTD	DISBURSED YTD	BALANCE BEG OF MONTH	REVENUE MTD	DISBURSED MTD	CURRENT BALANCE
6203 SEWER - UTL DEPRECIATION	164309.83	219811.71	111595.19	253937.47	19986.88	1398.00	272526.35
6204 SEWER - DEBT SERV RESERVE	0.00	0.00	0.00	0.00	0.00	0.00	0.00
<b>SubTotal Bank Number 2</b>	<b>249277.51</b>	<b>933570.32</b>	<b>719661.52</b>	<b>423839.61</b>	<b>96520.45</b>	<b>57173.75</b>	<b>463186.31</b>
<b>*** GRAND TOTAL ***</b>	<b>1901752.81</b>	<b>2994369.37</b>	<b>2835598.75</b>	<b>1964650.21</b>	<b>359536.69</b>	<b>263663.47</b>	<b>2060523.43</b>

Revenue Report

Date : 01/12/2024 11:45:13 AM

REVENUEACCOUNTS.FRX

User ID: NATHAN

All Revenue

Post Date From 12/01/2023 Thru 12/31/2023

Grouped By Bank Number, Fund Number

Ordered By Bank Number, Fund Number, Revenue

REVENUE	TITLE	GL #	REVENUE MONTH TO DATE	REVENUE YEAR TO DATE
<b>**Bank Number 0</b>				
<b>**Fund Number 1101</b>				
1101110.000	GEN - PROPERTY TAX		68247.94	176169.18
1101122.000	GEN - LICENSE EXCISE TAX		3009.43	4947.82
1101123.000	GEN - CERTIFIED SHARES (CAGIT)		14242.88	195940.00
1101221.000	GEN - IMPROVEMENT LOCATION		2800.00	13500.00
1101222.000	GEN - DEMOLITION PERMITS		0.00	350.00
1101223.000	GEN - GOLF CART PERMITS		0.00	4560.00
1101225.000	GEN - VARIANCE FEES		400.00	2400.00
1101226.000	GEN - PARKING PERMITS		0.00	0.00
1101227.000	GEN - ROAD-CUT PERMIT		0.00	800.00
1101335.000	GEN - RIVERBOAT REVENUE SHARING		0.00	1990.66
1101351.010	GEN - CIGARETTE TAX DISTRIBUT		87.08	175.25
1101357.000	GEN - COMM VEHICLE EXCISE TAX		0.00	265.88
1101358.000	GEN - LIQUOR LICENSE EXCISE TAX		0.00	660.00
1101359.000	GEN - LIQUOR GALLONAGE TAX		0.00	645.58
1101412.000	GEN - ADMIN SUB & VACATE ROW		0.00	1350.00
1101414.000	GEN - PUBLIC RECORD COPIES		0.00	0.00
1101421.000	GEN - ACCIDENT REPORTS		0.00	16.00
1101435.000	GEN - MOWING WEEDS		0.00	0.00
1101445.000	GEN - SIGN DEPOSITS		0.00	0.00
1101610.000	GEN - INTEREST EARNED		3460.71	52143.11
1101911.000	GEN - TRANSFER IN		0.00	1479.02
1101921.000	GEN - SALE OF CAPITAL ASSETS		0.00	0.00
1101990.000	GEN - OTHER		0.00	1449.00
<b>SubTotal Fund Number 1101</b>			92248.04	458841.50
<b>**Fund Number 2201</b>				
2201110.000	MVH - GENERAL PROPERTY TAXES		38763.63	100061.00
2201311.011	MVH - MVH STATE DISTRIBUTION		1309.18	8280.16
2201352.000	MVH - LICENSE EXCISE TAX		1709.30	2810.27
2201356.000	MVH - WHEEL TAX/SURTAX		2079.13	28886.34
2201357.000	MVH - COMM VEHICLE EXCISE TAX		0.00	42.54
2201921.000	MVH - SALE OF CAPITAL ASSETS		0.00	0.00
<b>SubTotal Fund Number 2201</b>			43861.24	140080.31
<b>**Fund Number 2202</b>				
2202341.014	LRS - LRS STATE DISTRIBUTION		996.99	9977.17
<b>SubTotal Fund Number 2202</b>			996.99	9977.17
<b>**Fund Number 2203</b>				
2203125.000	MVH - RESTRICTED		0.00	5649.31
<b>SubTotal Fund Number 2203</b>			0.00	5649.31

Revenue Report

Date : 01/12/2024 11:45:13 AM

REVENUEACCOUNTS.FRX

User ID: NATHAN

REVENUE	TITLE	GL #	REVENUE MONTH TO DATE	REVENUE YEAR TO DATE
<b>**Fund Number 2228</b>				
2228422.000	LAW E - GUN PERMITS		0.00	450.00
2228530.000	LAW E - COURT DOCKET FEES		0.00	0.00
<b>SubTotal Fund Number 2228</b>			0.00	450.00
<b>**Fund Number 2236</b>				
2236920.000	RAINY - TRANSFER IN		0.00	0.00
<b>SubTotal Fund Number 2236</b>			0.00	0.00
<b>**Fund Number 2240</b>				
2240312.000	LIT - PUBLIC SAFETY		4600.75	63300.00
<b>SubTotal Fund Number 2240</b>			4600.75	63300.00
<b>**Fund Number 2256</b>				
2256990.000	Opioid Unrestricted- OTHER		0.00	56.95
<b>SubTotal Fund Number 2256</b>			0.00	56.95
<b>**Fund Number 2257</b>				
2257990.000	Opioid Restricted- OTHER		0.00	166.42
<b>SubTotal Fund Number 2257</b>			0.00	166.42
<b>**Fund Number 2300</b>				
2300499.000	Radar Signs and Supplies Donation		0.00	0.00
<b>SubTotal Fund Number 2300</b>			0.00	0.00
<b>**Fund Number 2301</b>				
2301499.000	Police Department Marine Patrol Donation		0.00	2430.00
<b>SubTotal Fund Number 2301</b>			0.00	2430.00
<b>**Fund Number 2302</b>				
2302349.000	CL ASSOC - DONATIONS		0.00	0.00
<b>SubTotal Fund Number 2302</b>			0.00	0.00
<b>**Fund Number 2304</b>				
2304990.000	SPECIAL, MISC, ACTI- OTHER		0.00	0.00
<b>SubTotal Fund Number 2304</b>			0.00	0.00
<b>**Fund Number 2400</b>				
2400999.000	CARES ACT FUND PAYROLL		0.00	0.00
<b>SubTotal Fund Number 2400</b>			0.00	0.00
<b>**Fund Number 2401</b>				
2401499.000	ARP- American Rescue Plan		0.00	0.00
<b>SubTotal Fund Number 2401</b>			0.00	0.00
<b>**Fund Number 2402</b>				
2402371.000	L.ROAD/BRIDGE MATCH GRANT		0.00	629936.25
2402920.000	L.ROAD/BRIDGE GRANT - TRANS IN		0.00	0.00
<b>SubTotal Fund Number 2402</b>			0.00	629936.25



Revenue Report

Date : 01/12/2024 11:45:13 AM

REVENUEACCOUNTS.FRX

User ID: NATHAN

REVENUE	TITLE	GL #	REVENUE MONTH TO DATE	REVENUE YEAR TO DATE
<b>**Fund Number 2500</b>				
2500223.000	CONTRACTOR - BONDS		0.00	4000.00
<b>SubTotal Fund Number 2500</b>			0.00	4000.00
<b>**Fund Number 4401</b>				
4401351.011	CCI - CIGARETTE TAX DISTRIBUT		319.29	642.58
<b>SubTotal Fund Number 4401</b>			319.29	642.58
<b>**Fund Number 4402</b>				
4402110.000	CCD - GENERAL PROPERTY TAXES		67050.61	173078.50
4402352.000	CCD - LICENSE EXCISE TAX		2956.63	4861.01
4402357.000	CCD - COMM VEHICLE EXCISE TAX		0.00	73.58
4402610.000	CCD - INTEREST EARNED		0.00	0.00
4402920.000	CCD - TRANSFER IN		0.00	0.00
4402950.000	CCD - SALE OF INVESTMENTS		0.00	0.00
<b>SubTotal Fund Number 4402</b>			70007.24	178013.09
<b>**Fund Number 4436</b>				
4436341.014	LIT - E. DEVEL INCOME TAX		2253.62	30889.00
<b>SubTotal Fund Number 4436</b>			2253.62	30889.00
<b>**Fund Number 4440</b>				
4440610.000	M. MOVES - INTEREST EARNED		0.00	0.00
4440920.000	M. MOVES - TRANSFER IN		0.00	0.00
4440950.000	M. MOVES - SALE OF INVESTMENTS		0.00	0.00
<b>SubTotal Fund Number 4440</b>			0.00	0.00
<b>**Fund Number 6601</b>				
6601344.000	SANIT - TRASH COLLECTION FEES		17505.82	177182.74
6601444.000	SANIT - PENALTIES		11.95	181.39
6601499.000	SANIT - TRASH TICKETS		0.00	80.00
6601920.000	SANIT - TRANSFER IN		0.00	0.00
6601990.000	SANIT - ATTORNEY FEES		0.00	0.00
<b>SubTotal Fund Number 6601</b>			17517.77	177444.13
<b>**Fund Number 8901</b>				
8901806.000	PAYROLL REVENUE		31211.30	358922.34
<b>SubTotal Fund Number 8901</b>			31211.30	358922.34
<b>SubTotal Bank Number 0</b>			263016.24	2060799.05
<b>**Bank Number 2</b>				
<b>**Fund Number 6201</b>				
6201311.012	SEWER OPER - UNMETERED RECEIPTS		45697.23	509996.62
6201444.000	SEWER OPER - PENALTIES		57.30	749.20
6201445.000	SEWER OPER - TAP FEE		0.00	0.00
6201446.000	SEWER OPER - CONNECTION PERMIT		0.00	200.00
6201453.000	SEWER OPER - INSPECTION FEES		0.00	0.00
6201495.000	SEWER OPER - REIM FOR SERVICES		0.00	337.50


Revenue Report

Date : 01/12/2024 11:45:13 AM


REVENUEACCOUNTS.FRX


User ID: NATHAN

REVENUE	TITLE	GL #	REVENUE MONTH TO DATE	REVENUE YEAR TO DATE
6201499.000	SEWER OPER - OTHER		0.00	1558.30
6201510.000	SEWER OPER - GENERATOR PERMIT		350.00	1600.00
6201610.000	SEWER OPER - INTEREST EARNED		1148.75	10090.34
6201911.000	SEWER OPER - TRANSFER IN		29280.29	189226.65
6201950.000	SEWER OPER - SALE OF INVESTMENTS		0.00	0.00
<b>SubTotal Fund Number 6201</b>			76533.57	713758.61
<b>**Fund Number 6202</b>				
6202441.000	SEWER B & I - UNMETERED RECEIPTS		0.00	0.00
6202920.000	SEWER B & I - TRANSFER IN		0.00	0.00
<b>SubTotal Fund Number 6202</b>			0.00	0.00
<b>**Fund Number 6203</b>				
6203311.012	SEWER DEPR - UNMETERED RECEIPTS		19986.88	219811.71
6203610.000	SEWER DEPR - INTEREST EARNED		0.00	0.00
6203920.000	SEWER DEPR - TRANSFER IN		0.00	0.00
6203950.000	SEWER DEPR - SALE OF INVESTMENTS		0.00	0.00
<b>SubTotal Fund Number 6203</b>			19986.88	219811.71
<b>**Fund Number 6204</b>				
6204610.000	SEWER DEBT - INTEREST EARNED		0.00	0.00
6204950.000	SEWER DEBT - SALE OF INVESTMENTS		0.00	0.00
<b>SubTotal Fund Number 6204</b>			0.00	0.00
<b>SubTotal Bank Number 2</b>			96520.45	933570.32
<b>*** GRAND TOTAL ***</b>			359536.69	2994369.37

<b>Town Of Clear Lake Police Department</b>		Month	Areas of Concern or Note: The CLPD investigated 5 cases, the SCSO investigated 2 cases within the Town and 5 cases within the Township. The CLPD had 5 traffic contacts and 1 golf cart inspection.  Mileage breakdown; Durango 540 & Tahoe 138 totaling 678 Filled in by Town Marshal							
2023		D E C								
<b>Statistics</b>										
	Monthly Hours Worked	216								
	Monthly Miles Driven	678								
	Monthly Aquatic Hours	0								
<b>Clear Lake Police Department</b>			<b>Steuben County Sheriff's Office in Town of Clear Lake</b>			<b>Town of Clear Lake Total</b>	<b>Steuben County Sheriff's Office in Clear Lake Township</b>			<b>Grand Total</b>
Code	Sub Total		Code	Sub Total			Code	Sub Total		
100	Agency Assists	3	100	Agency Assists		3	100	Agency Assists		3
104	Disorderly		104	Disorderly	1	1	104	Disorderly		1
106	Property Damage Crash		106	Property Damage Crash		0	106	Property Damage Crash	2	2
111	Theft	1	111	Theft		1	111	Theft		1
118	Property Damage		118	Property Damage	1	1	118	Property Damage		1
119	Domestic		119	Domestic		0	119	Domestic	1	1
120	Trespassing		120	Trespassing		0	120	Trespassing	1	1
122	Dog/Cat Problem	1	122	Dog/Cat Problem		1	122	Dog/Cat Problem		1
124	Vehicle Fire		124	Vehicle Fire		0	124	Vehicle Fire	1	1
Detailed Reports Available			Detailed Reports Available				Detailed Report Available			



Town Of Clear Lake Police Department 2023 versus 2022		Month												Grand Total	
		JAN	FEB	MAR	APR	MAY	JUN	JUL	AUG	SEP	OCT	NOV	DEC		
		<b>Statistics</b>													
		2023 Monthly Hours Worked	201.5	168	182.5	179.5	171	179.5	170.25	121	136.5	189.25	153.5	216	2068.5
		2022 Monthly Hours Worked	227.75	188	231	224.25	234.75	259	226.5	181	204.5	132	179.25	235.75	2523.75
		Comparison	-26.25	-20	-48.5	-44.75	-63.75	-79.5	-56.25	-60	-68	57.25	-25.75	-19.75	-455.25
		2023 Monthly Miles Driven	774	681	708	733	794	955	660	528	628	744	572	678	8455
		2022 Monthly Miles Driven	805	824	1171	1010	979	1245	1,064	793	1,067	734	726	854	11272
		Comparison	-31	-143	-463	-277	-185	-290	-404	-265	-439	10	-154	-176	-2817
		2023 Monthly Aquatic Hours	0	0	0	0	44	10.5	27	15	11.5	0	0	0	108
		2022 Monthly Aquatic Hours	0	0	0	0	12.5	30	10	23	8	0	1	0	84.5
		Comparison	0	0	0	0	31.5	-19.5	17	-8	3.5	0	-1	0	23.5
<b>Clear Lake Police Department</b>															
2023	Sub Total	3	6	5	5	4	6	5	3	6	3	2	5	53	
2022	Sub Total	7	1	2	11	6	9	9	10	9	3	6	3	76	
	Comparison	-4	5	3	-6	-2	-3	-4	-7	-3	0	-4	2	-23	
Detailed Reports Available Upon Request															
<b>Steuben County Sheriff's Office in Town of Clear Lake</b>															
2023	Sub Total	2	4	1	4	1	2	5	2	4	1	4	2	32	
2022	Sub Total	4	1	1	0	2	2	5	0	0	0	2	2	19	
	Comparison	-2	3	0	4	-1	0	0	2	4	1	2	0	13	
Detailed Reports Available Upon Request															
2023	Town of Clear Lake Total	5	10	6	9	5	8	10	5	10	4	6	7	85	
2022	Town of Clear Lake Total	11	2	3	11	8	11	14	10	9	3	8	5	95	
	Comparison	-6	8	3	-2	-3	-3	-4	-5	1	1	-2	2	-10	
Combines C_PD and Sheriff's Office calls for the TOCL Region															
<b>Steuben County Sheriff's Office in Clear Lake Township</b>															
2023	Sub Total	11	2	9	6	4	4	2	6	5	2	12	5	68	
2022	Sub Total	2	4	3	4	6	3	5	5	5	4	1	5	47	
	Comparison	9	-2	6	2	-2	1	-3	1	0	-2	11	0	21	
Detailed Report Available Upon Request															
2023	Grand Total	16	12	15	15	9	12	12	11	15	6	18	12	153	
2022	Grand Total	13	6	6	15	14	14	19	15	14	7	9	10	142	
	Comparison	3	6	9	0	-5	-2	-7	-4	1	-1	9	2	11	
Combines CLPD calls, Sheriff's Office calls in TOCL, and Sheriff's Office calls in Clear Lake Township															

Town Of Clear Lake Fire Department		Month												Grand Total
		J a n	F e b	M a r	A p r	M a y	J u n	J u l	A u g	S e p	O c t	N o v	D e c	
2023														
	<b>Statistics</b>													
	TOCL Incidents	5	5	3	8	6	9	13	10	8	8	3	5	83
	Mutual Aid <i>*Included in TOCL*</i>	2	2	1	5	5	5	5	4	1	6	2	4	42
	Region Totals	9	9	4	11	9	11	14	12	10	9	7	6	111
<b>Fire Department Activity within the Town of Clear Lake</b>														
Code	Sub Total	5	5	3	8	6	9	13	10	8	8	3	5	0
Detailed Report Available Upon Request														
<b>Fire Department Activity within Clear Lake Township</b>														
Code	Sub Total	4	4	1	3	3	2	1	2	2	1	4	1	28
Detailed Report Available Upon Request														

Fremont Fire Department

Calls for Service December 2023

1. Dec. 1<sup>st</sup> 3:03 A.M. Medic Assist Town of Fremont.
2. Dec. 2<sup>nd</sup> 1:10 P.M. C.O. Investigation Jamestown Twp.
3. Dec. 5<sup>th</sup> 6:13 A.M. Medic Assist Jamestown Twp.
4. Dec. 5<sup>th</sup> 9:40 A.M. Medic Assist Jamestown Twp.
5. Dec. 5<sup>th</sup> 2:52 P.M. Medic Assist Town of Fremont.
6. Dec. 6<sup>th</sup> 9:11 A.M. Medic Assist Town of Fremont.
7. Dec. 6<sup>th</sup> 4:00 P.M. Vehicle Fire Scott Twp.
8. Dec. 7<sup>th</sup> 6:11 P.M. Medic Assist Jamestown Twp.
9. Dec. 8<sup>th</sup> 8:27 A.M. Service Call Town of Fremont.
10. Dec. 8<sup>th</sup> 6:19 P.M. Vehicle Fire Clear Lake Twp.
11. Dec. 9<sup>th</sup> 9:07 A.M. Fire Alarm Jamestown Twp.
12. Dec. 9<sup>th</sup> 5:17 P.M. Medic Assist Town of Fremont.
13. Dec. 11<sup>th</sup> 9:24 A.M. Lift Assist Jamestown Twp.
14. Dec. 12<sup>th</sup> 8:23 A.M. Mutual Aid for the Angola Fire Department on a Vehicle Accident York Twp.
15. Dec. 12<sup>th</sup> 1:24 P.M. Vehicle Accident Jamestown Twp.
16. Dec. 13<sup>th</sup> 1:09 A.M. Mutual Aid for the Pleasant Lake Fire Department on a Structure Fire Steuben Twp.
17. Dec. 13<sup>th</sup> 1:23 A.M. Medic Assist Fremont Twp.
18. Dec. 14<sup>th</sup> 3:31 P.M. Mutual Aid for the North West Fire Department on a Structure Fire Williams County Ohio.
19. Dec. 14<sup>th</sup> 3:42 P.M. C.O. Investigation Jamestown Twp.
20. Dec. 15<sup>th</sup> 12:03 A.M. Medic Assist Jamestown Twp.
21. Dec. 15<sup>th</sup> 6:34 A.M. Lift Assist Town of Fremont.
22. Dec. 15<sup>th</sup> 11:38 A.M. Lift Assist Fremont Twp.
23. Dec. 15<sup>th</sup> 12:12 P.M. Medic Assist Fremont Twp.
24. Dec. 15<sup>th</sup> 1:29 P.M. Brush Fire California Twp.
25. Dec. 15<sup>th</sup> 3:52 P.M. Medic Assist Jamestown Twp.
26. Dec. 15<sup>th</sup> 5:33 P.M. Vehicle Accident with injury Jamestown Twp.
27. Dec. 15<sup>th</sup> 8:57 P.M. Vehicle Fire Jamestown Twp.
28. Dec. 15<sup>th</sup> 9:58 P.M. Service Call Jamestown Twp.
29. Dec. 16<sup>th</sup> 5:35 A.M. Medic Assist Jamestown Twp.
30. Dec. 16<sup>th</sup> 9:43 A.M. Vehicle Accident Jamestown Twp.
31. Dec. 16<sup>th</sup> 9:44 A.M. Medic Assist Jamestown Twp.
32. Dec. 16<sup>th</sup> 10:18 A.M. Medic Assist Jamestown Twp.
33. Dec. 16<sup>th</sup> 3:41 P.M. Lift Assist Jamestown Twp.
34. Dec. 17<sup>th</sup> 9:51 A.M. Medic Assist Town of Clear Lake.

# Fremont Fire Dept

## Annual Report 2023

<b>Townships:</b>	<b>Calls:</b>		
Fremont	303	Truck 29	54
Fremont Township	74	Tanker 26	25
Jamestown Township	195	Brush 26	4
Clear Lake	41		
Clear Lake Township	34	<b>Calls Between 6am to 6pm</b>	
Scott Township	17	475	
York Township	3		
California Township	33	<b>Calls Between 6pm to 6am</b>	
Mutual Aid	52	277	

<b>Type of Incident:</b>	<b># of Incidents:</b>	
Structure Fires	40	
Vehicle Fires	16	
Grass Fires	17	
Trash Fires	17	
Fire Alarms	52	
False Call's	0	
Medic Assist	385	
Accident's	53	
Accident's with Pin	4	
Services Call's	117	
Special Hazard Call's	10	
Water Rescue	1	
Stand By	13	
CO Checks	15	
Smoke Investigation	12	

<b>TOTAL CALLS</b>
<u>752</u>

<b>Apperatus Used:</b>	<b># of Runs:</b>
Command 20	282
Engine 22	130
Engine 23	120
Ladder 21	32
Rescue 21	457
Tanker 25	40
Brush 27	28
Scuba 28	0
Rescue Boat	1



# Fremont Fire Dept

## Annual Report 2022


<b>Townships:</b>	<b>Calls:</b>		
Fremont	274	Truck 29	35
Fremont Township	87	Tanker 26	23
Jamestown Township	248	Brush 28	3
Clear Lake	31		
Clear Lake Township	35	<b>Calls Between 6am to 6pm</b>	
Scott Township	21	484	
York Township	2		
California Township	25	<b>Calls Between 6pm to 6am</b>	
Mutual Aid	53	291	

<b>Type of Incident:</b>	<b># of Incidents:</b>	
Structure Fires	34	
Vehicle Fires	15	
Grass Fires	17	
Trash Fires	19	
Fire Alarms	42	
False Call's	0	
Medic Assist	397	
Accident's	55	
Accident's with Pin	5	
Services Call's	134	
HAZMAT	12	
Water Rescue	5	
Stand By	14	
CO Checks	13	
Smoke Investigation	13	

<b>TOTAL CALLS</b>
<u>775</u>

<b>Apperatus Used:</b>	<b># of Runs:</b>
Command 20	155
Engine 22	153
Engine 23	88
Ladder 21	28
Rescue 21	525
Tanker 25	27
Brush 27	28
Scuba 28	6
Rescue Boat	4

Town Of Clear Lake Fire Department		Month												Grand Total	
		J a n	F e b	M a r	A p r	M a y	J u n	J u l	A u g	S e p	O c t	N o v	D e c		
2023 versus 2022															
		<b>Statistics</b>													
		2023 TOCL Incidents	5	5	3	8	6	9	13	10	8	8	3	5	83
		2022 TOCL Incidents	7	3	3	2	1	9	4	4	10	7	9	5	64
		Comparison	-2	2	0	6	5	0	9	6	-2	1	-6	0	19
		2023 Mutual Aid *Included in TOCL*	2	2	1	5	5	5	5	4	1	6	2	4	42
		2022 Mutual Aid *Included in TOCL*	6	1	1		1	2	1		5	6	9	2	34
		Comparison	-4	1	0	5	4	3	4	4	-4	0	-7	2	8
		2023 Region Totals	9	9	4	11	9	11	14	12	10	9	7	6	111
		2022 Region Totals	11	7	6	5	5	12	7	7	10	8	12	7	97
		Comparison	-2	2	-2	6	4	-1	7	5	0	1	-5	-1	14
<b>Fire Department Activity within the Town of Clear Lake</b>															
2023	Sub Total	5	5	3	8	6	9	13	10	8	8	3	5	83	
2022	Sub Total	7	3	3	2	1	9	4	4	10	7	9	5	64	
	Comparison	-2	2	0	6	5	0	9	6	-2	1	-6	0	19	
Detailed Report Available Upon Request															
<b>Fire Department Activity within Clear Lake Township</b>															
2023	Sub Total	4	4	1	3	3	2	1	2	2	1	4	1	28	
2022	Sub Total	4	4	3	3	4	3	3	3	0	1	3	2	33	
	Comparison	0	0	-2	0	-1	-1	-2	-1	2	0	1	-1	-5	
Detailed Report Available Upon Request															

# TOCL Zoning Administrator Report January 16, 2024



**ILP's Issued:**

Month: 1 Year: 51 After-the-Fact\*: 0 ILP not needed: 0

Case #		Date	Applicant	Address		Owner	Project Type	Project Details
2023	51	12/14/2023	Four Seasons Design	723	SCLD	Sarah Norton	Flat Work/ Hardscape	24 x 24 Flat Work

Plan Commission		Meeting: N/A	Next Meeting: 2-6-2024	BZA		Meeting: N/A	Next Meeting: 2-13-2024
Board	Case #	Hearing Date	Applicant	Property Address	Application Type	Status	

**Things to note:**

- 17 WCLD – Stop Work Order is still in place. There is no further information currently.
- 2023 UDO Update is completed and posted to the website for access.
- Working on an updated Fee Schedule for 2024 with Bill Hanna, PC Chair.
- 2023 Annual Report is ready.
- Working on improving workflow processes
- Will be attending GIS Seminar via zoom this month.



ZONING & PLANNING DEPARTMENT  
2023 ANNUAL REPORT

# TOWN OF CLEAR LAKE

January 2023

## Town Council

Bert Elliott–Ward 3  
Molly Weber – At Large  
Brent Schlosser – At Large  
Dan Rippe – Ward 2  
George Schenkel – Ward 1

## Planning Commission

Jim Hauguel  
Bill Hanna  
Dan Rippe  
Jessica Swander  
George Schenkel  
Jim McClain  
Guy Rodgers

## Zoning Board of Appeals

Jessica Swander  
Walter Grabowski  
Kit Tyler  
Jim McClain  
Matthew Rippe

## Zoning Administrator

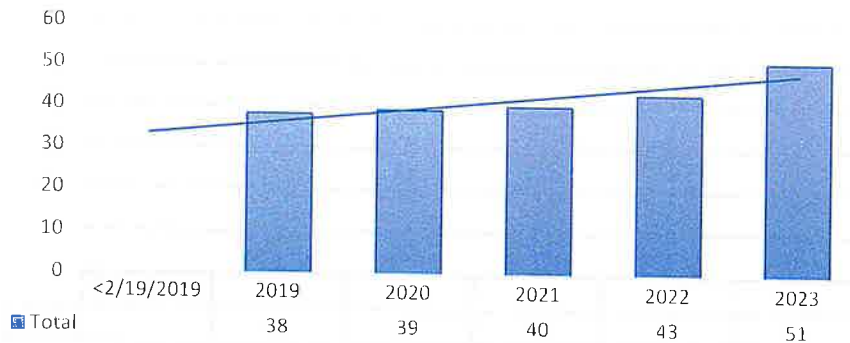
Robert Hawley

**YEAR END SUMMARY**

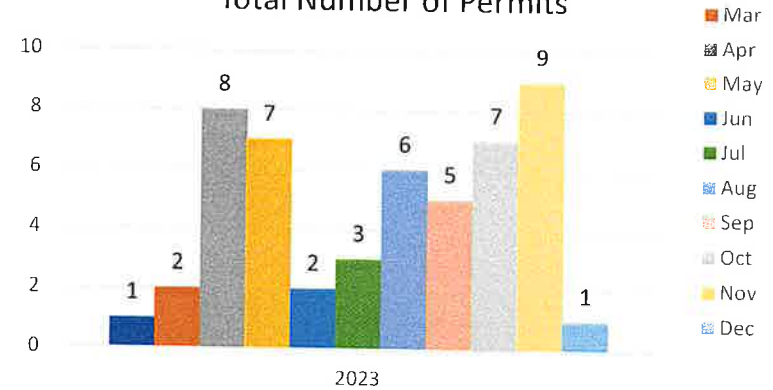
The following data summarizes the various activities completed by the Zoning Department during the past five years.

	2023	2022	2021	2020	2019
ILP	51 (3.9%)	43 (7.5%)	40 (2.5%)	39 (2.6%)	38
<b>Board of Zoning Appeals</b>					
Variance	7	7	12	1	9
Administrative Appeal	1	-	-	-	-
<b>Planning Commission</b>					
Rezoning	2	1	0	2	2
Administrative Subdivision	5	2	9	3	9
Minor Subdivision	0	1	3	1	2

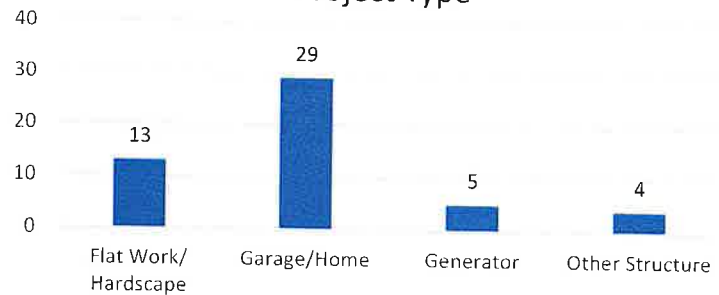
Yearly Trend



Total Number of Permits



Project Type



**Summary:**

- A thing to note with variances is on average the applicants are asking for multiple variances requests at a time.
- The monthly average of ILP issuance is 4.3 permits per month.
- There is a trend over the past five years of ILPs increasing an average of 4% per year.
- Although there were 29 ILP's issued for garage and homes in 2023 the following is the breakdown:
  - 1 – New Home
  - 2 – Razed and Replaced Homes
  - 13 – Home Additions
  - 13 – New/ razed and replaced/ additions to Garage

## 2023 Board of Zoning Appeals

The Board of Zoning Appeals may vary the regulations of this Unified Development Ordinance for projects that meet the findings of fact set forth in this Section. Variances may be a "development standards variance" granting relief from a development standard such as height, bulk, or area; or a "use variance" allowing a use that is not listed as a permitted or special exception use in a district.

The following table show the request for a variance in 2023 and their outcomes:

Case Number	Type of Application	Applicant/Petitioner	Location	Summary	Date	Action
2023-01.a	VARIANCE	KEISER	934 SCLD	Garage to exceed Height	4/11/2023	Denied
2023-01.b	VARIANCE	KEISER	935 SCLD	allow a full bathroom	4/11/2023	Denied
2023-02	VARIANCE	LUNDY	735 SCLD	Front Yard setback reduction (corner lot)	4/11/2023	Approved
2023-03	VARIANCE	Parker	28 WCLD	Front yard setback reduction	8/8/2023	Approved
2023-04.a	VARIANCE	Rumsey	432 Point Park Drive	5.65.C Viewshed	10/10/2023	Approved
2023-04.b	VARIANCE	Rumsey	432 Point Park Drive	2-14 Established Building Setback	10/10/2023	Approved
2023-05	Admin Appeal	Kiser	933 SCLD	Interpretation of Section 5.04.H	12/12/2023	Postponed
2023-06	VARIANCE	Cullis	70 WCLD	2.14 Front yard setback	12/12/2023	Approved

## 2023 Plan Commission

**9.20 Zoning Map Amendment (Rezoning)** - It may become necessary to change the zoning of an area or a lot, thereby amending the Official Zoning Map. The Plan Commission has the authority to hear a proposal to amend the Official Zoning Map. This process is typically known as a "rezoning" of land. The Plan Commission shall make a recommendation to the Town Council concerning a proposal to amend the Official Zoning Map. The Town Council has the power to approve or deny a proposal to amend the Official Zoning Map.

**9.14 Minor Subdivision of Land** - A Minor Subdivision Plat shall provide the Plan Commission with the opportunity to expedite a subdivision approval when the major subdivision process requires excessive scrutiny. A Minor Subdivision Plat is streamlined by requiring less support material and by allowing final plat approval to be conducted administratively following the primary plat approval.

**9.17 Administrative Subdivision** - An Administrative Subdivision shall provide the Town of Clear Lake with the opportunity to expedite adjustments to property lines when no new lots are created or when mergers of two (2) to ten (10) are made into fewer buildable lots (e.g., merging two (2) lots into one (1) developable lot for the purpose of constructing across the middle of the lot where the property line used to be).

The table below summarizes the cases heard by the Plan Commission in 2023.

Case Number	Type of Application	Applicant/Petitioner	Location	Summary	Hearing Date	Outcome
2023-01	Rezoning	Krill	Lakeside CT (Vacant)	Rezone NC to SR	08/01/23	Not recommend for rezoning.
2023-02	Rezoning	Anderson	SCLD (Vacant)	Rezone LA to SR	08/01/23	Withdrawn
2023-01	Administrative Subdivision	Matasick	834 SCLD (LA Lots)	Combining 2 lots	02/27/23	Approved
2023-02	Administrative Subdivision	Matasick	835 SCLD (LR Lots)	Combining 2 lots	02/27/23	Approved
2023-03	Administrative Subdivision	Breeden	106 CLC	Adjusting Property Line	05/18/23	Approved
2023-04	Administrative Subdivision	Grube	129 Lakeside	Combining 3 lots	06/29/23	Approved
2023-05	Administrative Subdivision	Grube	East Clear Lake Drive	Combining 2 lots	06/29/23	Approved



## 2023 UDO Updates

It may become necessary to amend the text of this Unified Development Ordinance from time to time. The Plan Commission has the authority to hear a proposal to amend the text of this Unified Development Ordinance. The Plan Commission shall make a recommendation to the Town Council concerning a proposal to amend the text of this Unified Development Ordinance. The Town Council has the power to approve or reject a proposal to amend the text of this Unified Development Ordinance. The table below summarizes the UDO Amendment Cases heard by the Plan Commission and Town Council and approved in 2022.

Ordinance Number	Plan Commission/ Town Council Approval Date	Effective Date	Sections Affected	Pages Changed	Brief Description of Changes	Date Codified	Internal Use
2022-02	2023_5_2 2023_6_20	2023_6_20	5.09 (A)	5-08	<ul style="list-style-type: none"> <li>Remove guest quarters from occupiable accessory structures, as well as clarify and attain uniformity of language.</li> </ul>	2023_06_20	(30)
2023-01	2023_11_6 2023_11_21	2024_1_1	11.02, Defined Words	11.03, 11-16	<ul style="list-style-type: none"> <li>Remove references to Guest Quarters in Accessory Structures to clarify the permitted use of Occupiable Accessory Structure and amend and establish regulation of Guest Quarters in all districts.</li> </ul>	2023_12_21	(31)



## SUPERINTENDENT'S REPORT

---

Tuesday, January 16, 2024 – 7:00 p.m.

---

1. Time Allocation
  - a. Guy – 171 hours
  - b. Brody – 175 hours
  - c. Other road cut permits 1, 0 Demo Permits and 1 letter of non-objection.
2. Sewer Department Statistics
  - a. Locates – 21
  - b. Alarm calls – 1
  - c. Grinder pumps
    - i. Replaced – 1
    - ii. Repaired – 0
    - iii. Set-up – 0
    - iv. New or repaired pumps ready to be placed into the system – 30 (14 still boxed) 7 remanufactured. 2 waiting on parts.
  - d. Average flow – 26029 GPD (Gallons per day)
3. Sewer Department Summary
  - a. Sewer truck mileage (monthly) – 441
4. Street Department Summary
  - a. Street truck mileage (monthly) – 197
  - b. Leaf Pick-Up – 7 Loads
  - c. Total Fall Leaf Pick-Up – 44 Loads

Guy Rodgers  
Street/Utility Superintendent