


MODEL P210N - PRESSURIZED CENTURION



MODEL YEARS 1978 THRU 1983



PASSENGER BRIEFING CARD

NOTE: THIS CARD CONTAINS IMPORTANT INFORMATION. PLEASE READ BEFORE TAKEOFF.
GENERAL INFORMATION

SEAT ADJUSTMENT

SEAT BACK MUST BE IN UPRIGHT POSITION FOR TAKEOFF AND LANDING. WRITING TABLE MUST BE STOWED FOR TAKEOFF AND LANDING.

SEAT BELTS AND SHOULDER HARNESSES SHOULD BE ADJUSTED AND SEATS LOCKED.

SHOULDER HARNESS

PULL TO TIGHTEN

SEAT BELTS

PULL TO TIGHTEN

PULL TO RELEASE

SEAT BELT MUST BE FASTENED FOR TAKEOFF AND LANDING. FOR OTHER PHASES OF FLIGHT, RECOMMEND SEAT BELT REMAIN FASTENED WHILE SEATED.

OXYGEN MASK

OXYGEN LINE

LANYARD CORD

COPYRIGHT © 1982
CESSNA AIRCRAFT COMPANY

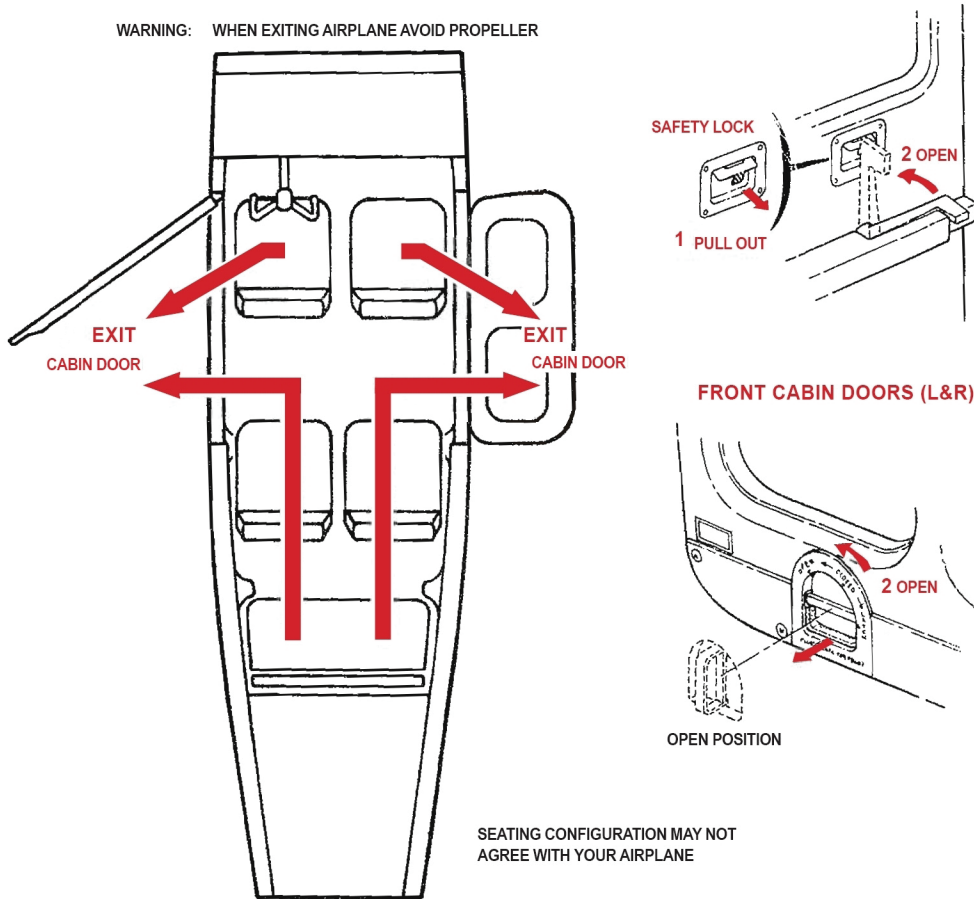
SEE OTHER SIDE FOR EMERGENCY INFORMATION

- * EXTINGUISH ALL SMOKING MATERIALS
- * PULL DOWN ON LANYARD UNTIL MASK FALLS FREE
- * PLACE MASK OVER BOTH NOSE & MOUTH
- * BREATHE NORMALLY

EMERGENCY INFORMATION

EMERGENCY EXITS

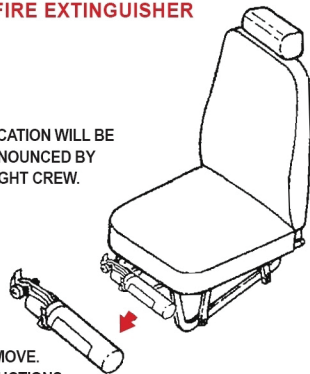
WARNING: WHEN EXITING AIRPLANE AVOID PROPELLER



SEATING CONFIGURATION MAY NOT AGREE WITH YOUR AIRPLANE

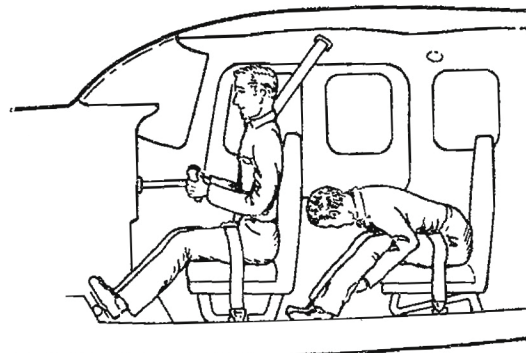
FIRE EXTINGUISHER

LOCATION WILL BE ANNOUNCED BY FLIGHT CREW.



UNLATCH AND REMOVE. OPERATION INSTRUCTIONS ON EXTINGUISHER.

BRACE POSITIONS



SEAT BACK MUST BE IN UPRIGHT POSITION

SEE OTHER SIDE FOR GENERAL INFORMATION.