



# Filling Equipment

**Fully Armored Liquid Oxygen Transfer Line**




**6' P710**

**8' P711**

**10' P712**

**12' P713**

**Call for Pricing & Custom Length Needs**



**Caire / PB  
Dual Fill Head  
W/ Relief valve**

**P714**



**PB Fill Adapter  
Assembly**

**P715**



**Source Adapter  
w/ 150 PSI RV**

**P720**





# Fill Tips, Seals, Keys




**PB Female Quick  
Connect Fill Tip**

**P241**




**PB Style Posi-Lock  
Fill Tip**

**P728**



**Caire Posi-Lock  
Fill Tip**

**P646**




**Female Quick  
Connect  
Seal**

**P229**



**Metal Lip  
Seal**

**P751**



**Rubber Lip  
Seal**

**P750**



**PB Vent  
Key**

**P310**



**Caire Vent  
Key**

**P671**




# Brass, Gauges, RV




**5/8" x 5/8" Male  
Flare Fitting**

**P719**



**1" to 5/8" Fill  
Adapter/Reducer**

**P721**



**1/4" 22 PSI**

**P991**

**1/4" 50 PSI**

**P993**

**1/4" 150 PSI**

**P992**



**3/4" MPT x 5/8" Flare 90 Degree**

**P729**



**3/4" MPT x 5/8" Flare**

**P726**



**100 PSI  
Pressure Gauge**

**P727**



**Bulk Tank  
Capsuhelic  
Gauges**

**T4020  
T4040**