

JUNE IS

NATIONAL PET PREPAREDNESS MONTH

Register your pet
for **FREE** on the
Petco Love Lost
national database.

petcolovelost.org

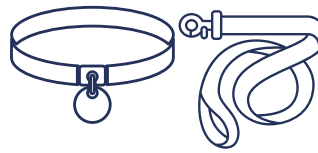


Please share with
friends, family, and
neighbors. Every pet
deserves a safe
return home.

Tails of Hope
INC. WPA
tailsofhopewpa.org

#PetcoLoveLost
#LoveAndFound


Supplies for your Emergency Pet Kit



Collars & Name Tags
With Leash/Harness



Medical Records &
Current Vaccinations



Current Photos
of each pet



Microchip ID &
Rabies Tag

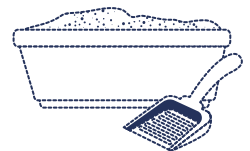


Trash Bags, Newspapers,
Towels, Disinfectants



Pet Medications

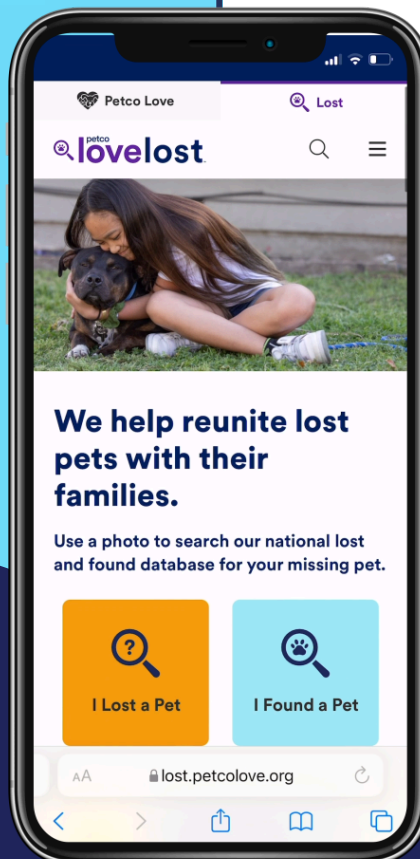
Cat Litter, Pan
& Scooper



Food & Water



Toys & Comfort
Items



PET PREPAREDNESS TIPS

General Prep Tips

- ☐ Sign up for **local emergency alerts** through your city or county.
- ☐ Create a **portable pet emergency kit** in case you're trapped in your home or are forced to evacuate. The kit should include essential items such as:
 - ☐ medical records ☐ water bowls ☐ any necessary pet medications to last at least 10 days
 - ☐ water ☐ pet food
- ☐ Create an **emergency plan** and if you do evacuate, never leave your pet behind.
- ☐ Make sure all pets wear collars and tags with **up-to-date identification information**. Always keep your pet's microchip account updated with your current contact information.
- ☐ **Share your emergency plan** with a trusted friend, family member, or neighbor so they can help get your pets to safety if you are away from home when disaster strikes. Keep in mind that pets may be more comfortable with a person they have met before.
- ☐ If you know you may be in the line of a disaster, **prepare your pet's crate in advance** and even consider crating them early. Not only will this ensure you're ready to go when you decide to evacuate, but you'll have an easier time finding your pet and putting them in a crate if they don't sense the level of urgency that might come with an immediate evacuation.
- ☐ If you are home without power, **consider keeping your pet with a friend or family member** and providing detailed instructions for care and contact information for their veterinarian.
- ☐ **Be prepared in the event you lose electricity.** Fill bathtubs and sinks ahead of time to ensure that you have access to water during a power outage.
- ☐ **Candles** and pets can be a dangerous combination. Instead of candles, consider battery-powered lanterns, flashlights, and headlamps. Never use propane-fueled or other portable outdoor heaters inside your home.

Tornado Tips

- ☐ **Be observant.** Because pets' heightened senses alert them to weather changes before we know, be aware of their behavior and know where they hide so you can get them to the tornado-safe space in your house.
- ☐ **Be sure your dog's crate and cat's carrier fit** in your home's tornado safe place and place under something sturdy for even more protection.
- ☐ **If you do evacuate,** never leave your pet behind or tether them to poles or trees, which prevents them from escaping and leaves them at high risk.

Wildfire Tips

- ☐ Be familiar with **the three wildfire evacuation levels:**
 1. Get Ready
 2. Be Set
 3. Go Now

Create an evacuation plan in advance and evacuate quickly with your pets when directed to do so by local officials.
- ☐ **If you do evacuate,** never leave your pet behind or tether them to poles or trees, which prevents them from escaping smoke and flames and getting to safety.

Source: ASPCA