

# 2022 ANNUAL REPORT



## SHERIFF'S OFFICE HAMLIN COUNTY



# TABLE OF CONTENT

## ABOUT US

- ❖ WORDS FROM THE SHERIFF - PAGE 2
- ❖ A NEW LOOK TO THE SHERIFF'S OFFICE - PAGE 3
- ❖ HOW THE NEW RANKING SYSTEM WORKS - PAGE 4
- ❖ MILESTONE ANNIVERSARY - PAGE 5

## THE STATS

- ❖ TRAFFIC CRASHES - PAGE 7
- ❖ TRAFFIC VIOLATIONS - PAGE 9
- ❖ CRIME VIOLATIONS - PAGE 12
- ❖ OTHER INCIDENTS - PAGE 18





# WORDS FROM THE SHERIFF

I want to wish everyone the happiest of new years to all the residents in Hamlin County. On a side note, this year marks my 28th year in law enforcement and my tenth year as your sheriff. Thank you to all of you for the tremendous support in my years of service. I would not have been able to achieve such an accomplishment without the incredible support of our citizens.

I also have to thank the incredible staff we all are blessed to have in your sheriff's office. The team that makes up the Hamlin County Sheriff's Office is one of the best anywhere. With their dedication and service, we would have the satisfaction the residents have come to expect.

Last but by no means least, it is essential to note the great benefit the Hamlin County Commoners have played in making the sheriff's office, as well as all the county offices, successful. When county leadership works with heads of offices to solve issues, it benefits every person in the county. With the many challenges facing our county, state, and country, it is good to know we can work together toward moving Hamlin County into the future.

Looking forward, several challenges are being faced by Hamlin County. The fact that Hamlin County is seeing steady, significant growth is a double edge sword. It is suitable because it is imperative to grow and not to have a loss or stagnant population growth. Bad can be found in increasing the demands of city and county services and infrastructure. The challenge will be found in balancing the needs of the county's people with the county's resources.

Looking further into the resources available, the greatest resource to any organization is the employees. During this time of people not applying for jobs, government employment has been hit hard by the lack of workers, and this makes the need to retain current qualified employees now more crucial than ever. County office heads and county commissioners have done an outstanding job in meeting employee needs.

Finally, community support and working with law enforcement is a challenge that needs to be constantly maintained. We must do our job without all the assistance and confidence that comes with a supportive community. Thank you all for the years of standing by your sheriff's office to make it what it is today. God Bless, and your sheriff's office is looking for a great new year with all of the residents in Hamlin County.

Sheriff Chad Schlotterbeck - Hamlin County, South Dakota



**SHERIFF CHAD SCHLOTTERBECK**



# A NEW LOOK TO THE SHERIFF'S OFFICE

One of the most noticeable changes to the Hamlin County Sheriff's Office is the decals on our patrol vehicles and the officer's uniforms. In December 2021, our department changed the agency's logo which included going from the older style gold star badge to a new unique nickel badge. The new style of badge still displayed the traditional five-point star along with American Eagle above the star. The new badge became the staple for the Hamlin County Sheriff's Office and is often seen on the agency's documents, media releases, reports, and so on.

By the summer of 2022, the new black uniforms rolled out with new patches to reflect the department's fresh logo. Going with the standard color used with law enforcement agencies, the sheriff's office ended up saving money on the price of uniforms.

An additional change to the department in 2022 was a new ranking structure for the deputies. This new change provided a better organization and duties within the agency. The Chief Deputy position was replaced with the Lieutenant's position and a Sergeant's position was added to the ranks.

One thing that has not changed with our agency in 2022 and into the new year will be the continued commitment to the citizens and visitors of Hamlin County. We will continue to serve our communities with honesty, integrity, and professionalism.



SERGEANT TRISTAN MOLITOR

SHERIFF CHAD SCHLOTTERBECK



# HOW THE NEW RANK SYSTEM WORKS



Sheriff  
Chad Schlotterbeck



Lieutenant  
Tayt Alexander



Sergeant  
Tristan Molitor



Deputy  
Darrion Poppen



Deputy  
Taylor Shantz



Deputy  
Zach Vidmar



# OFFICER'S MILESTONE ANNIVERSARY



DEPUTY  
DARRION POPPEN

LIEUTENANT  
TAYT ALEXANDER

In the middle of 2017, Deputy Sheriff Darrion Poppen joined the Hamlin County's Office and last year was recognized for five years of service to Hamlin County.

Before coming to the sheriff's office, Deputy Poppen attended Lake Area Technical College's law enforcement program in Watertown. After completing the program, Deputy Poppen became a certified Law Enforcement Officer for the state of South Dakota and also obtained his Associates of Applied Science in Law Enforcement.

Deputy Poppen's primary duties at the sheriff's office are to answer calls for service, serve civil process, patrol, transport inmates, provide security during court, and investigate crimes, crashes, and incidents. One thing that Deputy Poppen really enjoys while on duty is interacting with kids at the schools and is often at the Castlewood School as part of the department and school's resource officer agreement.

Congratulations Deputy Poppen for five years of service.



# 2022 STATISTICS AND HISTORICAL TRENDS



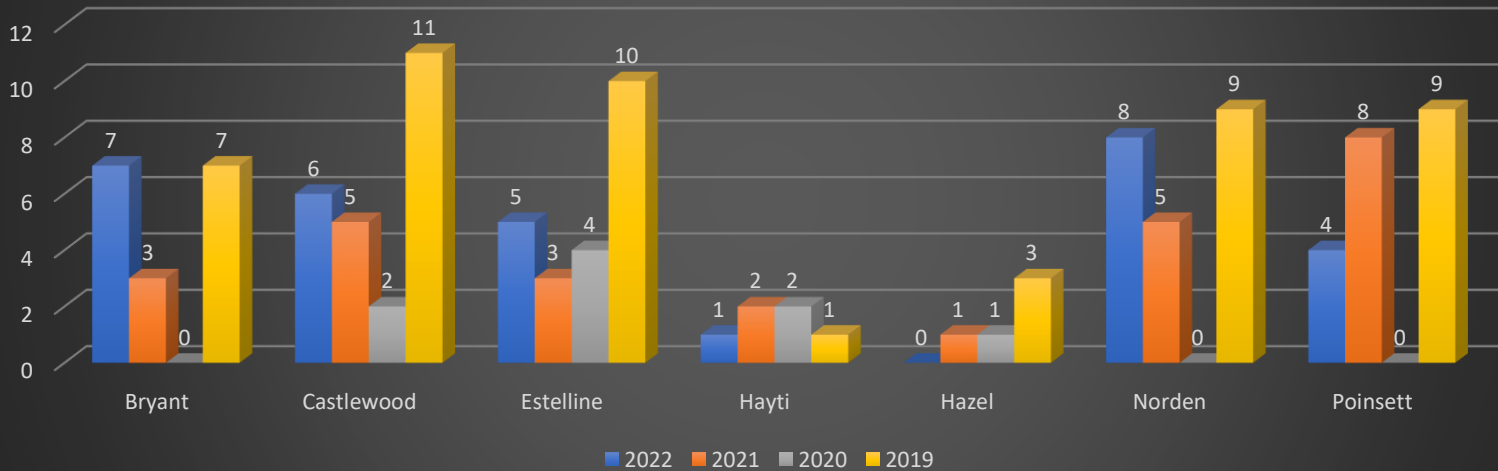
SHERIFF'S OFFICE  
HAMLIN COUNTY



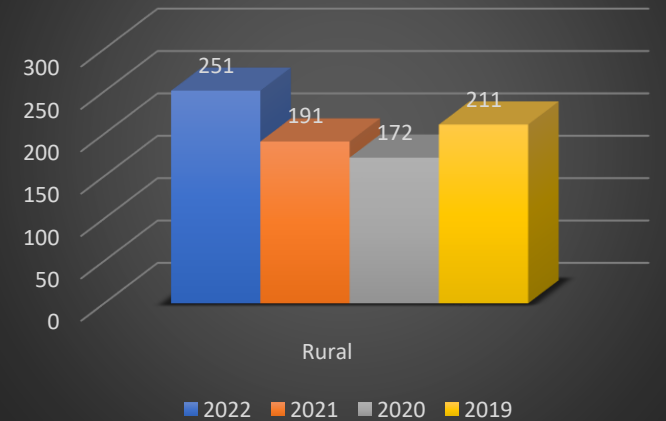
# VEHICLE CRASHES

2022 Traffic Crashes Types	Bryant	Castlewood	Estelline	Hayti	Hazel	Lake Norden	Lake Poinsett	Rural Areas	2022 Total	5 Year Average	Difference From Average
Car vs. Wildlife	3	0	0	0	0	1	0	163	167	130	+28.5%
Non-Injury Crash	4	4	4	1	0	7	3	68	91	81	+12.3%
Injury Crash	0	1	1	0	0	0	1	19	22	13	+69.2%
Fatal Crash	0	1	0	0	0	0	0	1	2	1	+100.0%
<b>Total Amount</b>	<b>7</b>	<b>6</b>	<b>5</b>	<b>1</b>	<b>0</b>	<b>8</b>	<b>4</b>	<b>251</b>	<b>282</b>	<b>225</b>	<b>+25.3%</b>
<b>Percent</b>	<b>2.5%</b>	<b>2.1%</b>	<b>1.8%</b>	<b>0.4%</b>	<b>0.0%</b>	<b>2.8%</b>	<b>1.4%</b>	<b>89.0%</b>			

TRAFFIC CRASHES OVER THE YEARS FOR CITIES/TOWNS



TRAFFIC CRASHES OVER THE YEARS FOR RURAL AREAS



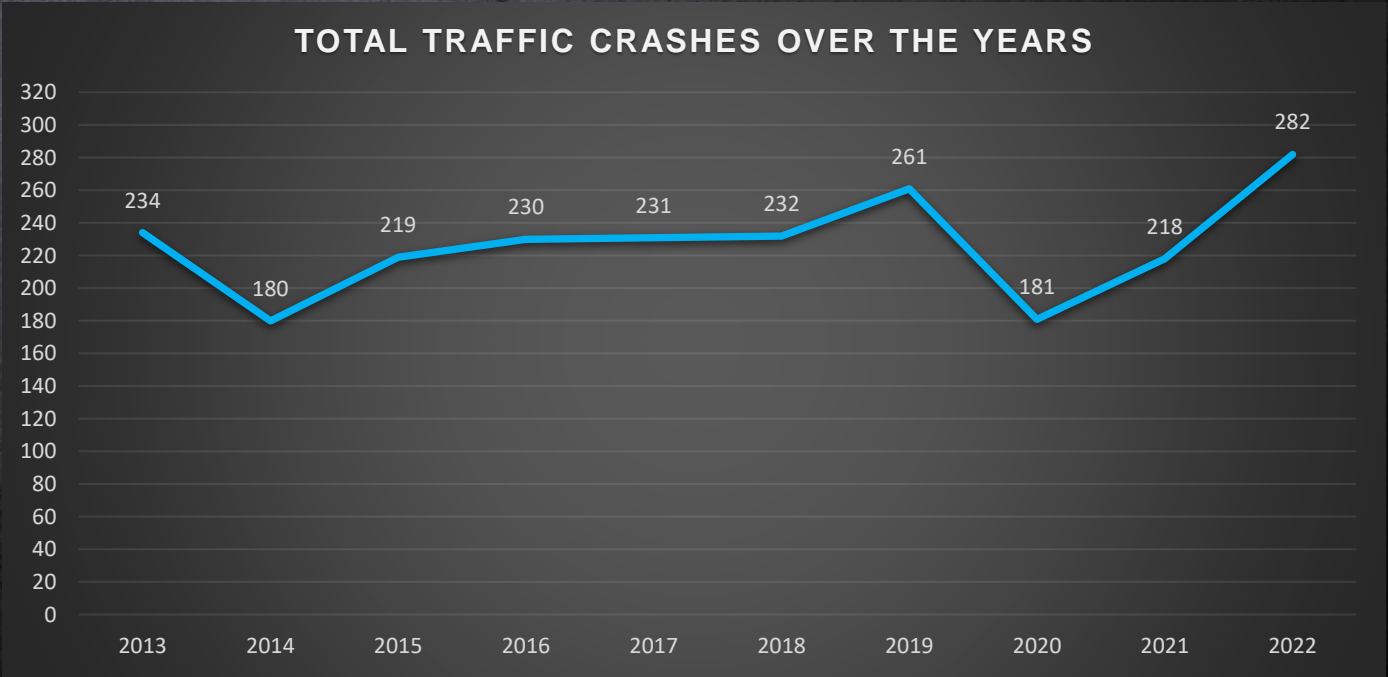
Noticed: These numbers only reflect the amount the Hamlin County Sheriff's Office responded to or investigated. These stats do not include any numbers from city or state law enforcement agencies.



# VEHICLE CRASHES



Traffic Crashes	2022	2021	2020	2019	2018	2017	2016	2015	2014	2013
Car vs. Wildlife	167	123	120	137	136	132	133	126	106	89
Non-Injury Crash	91	78	49	105	82	89	84	80	62	117
Injury Crash	22	16	11	18	13	9	12	12	11	27
Fatal Crash	2	1	1	1	1	1	1	1	1	1
Total Amount	282	218	181	261	232	231	230	219	180	234



Noticed: These numbers only reflect the amount the Hamlin County Sheriff's Office responded to or investigated. These stats do not include any numbers from city or state law enforcement agencies.



# TRAFFIC VIOLATIONS

2022 Traffic Violations	Bryant	Castlewood	Estelline	Hayti	Hazel	Lake Norden	Lake Poinsett	Rural Areas	2022 Total	5 Year Average	Difference From Average
ATV or Golf Cart Laws Violation	0	0	0	0	0	0	1	0	1	1	+0.0%
Burning Object from Vehicle	0	0	0	0	0	0	0	1	1	1	+0.0%
Careless Driving	1	0	2	0	1	0	3	17	24	21	+14.3%
Drag Racing	0	0	0	0	0	0	0	0	0	1	-100.0%
D.U.I.	2	1	3	0	0	3	2	16	27	24	+12.5%
Driving After Hours - License Restriction	0	2	0	0	0	0	1	2	5	3	+66.7%
Driving on the Wrong Side of Roadway	0	0	0	0	0	0	0	0	0	3	-300.0%
Driving While Revoked	0	2	0	0	0	0	1	2	5	6	-16.7%
Driving While Suspended	0	1	1	0	0	2	1	10	15	11	+36.4%
Driving Without Headlights	0	0	0	0	0	0	0	0	0	5	-500.0%
Equipment or Exhaust Violation	7	6	11	3	2	6	4	61	100	103	-2.9%
Exhibition Driving	2	2	1	0	0	2	0	11	18	14	+25.6%
Expired Plates - No Vehicle Plates	1	4	3	0	0	2	6	13	29	22	+31.8%
Failure To Dim Lights	0	1	0	0	0	0	0	0	1	3	-66.7%
Failure To Yield at Intersection	0	0	0	0	0	0	0	3	3	2	+50.0%
Hit and Run with Death or Injury	0	0	0	0	0	0	0	0	0	2	-100.0%
Hit and Run or Failure to Report Crash	0	1	0	1	1	1	5	10	19	9	+111.1%
Illegal Passing	0	0	0	0	0	0	0	3	3	5	-40.0%
Illegal U-Turn - Illegal Turn	0	0	0	0	0	0	0	1	1	3	-66.7%
Move Over Law	0	0	0	0	0	1	4	15	20	18	+11.1%
No Driver's License - Canceled License	1	0	6	1	0	1	4	22	35	26	+34.6%
No Helmet on ATV or Motorcycle	0	0	0	0	0	0	0	0	0	1	-100.0%
No Proof of Insurance	2	2	3	0	0	1	7	15	30	31	-3.2%
Open Container in Motor Vehicle	3	0	2	0	0	1	4	8	18	10	+80.0%

Noticed: These numbers only reflect the amount the Hamlin County Sheriff's Office responded to or investigated. These stats do not include any numbers from city or state law enforcement agencies.



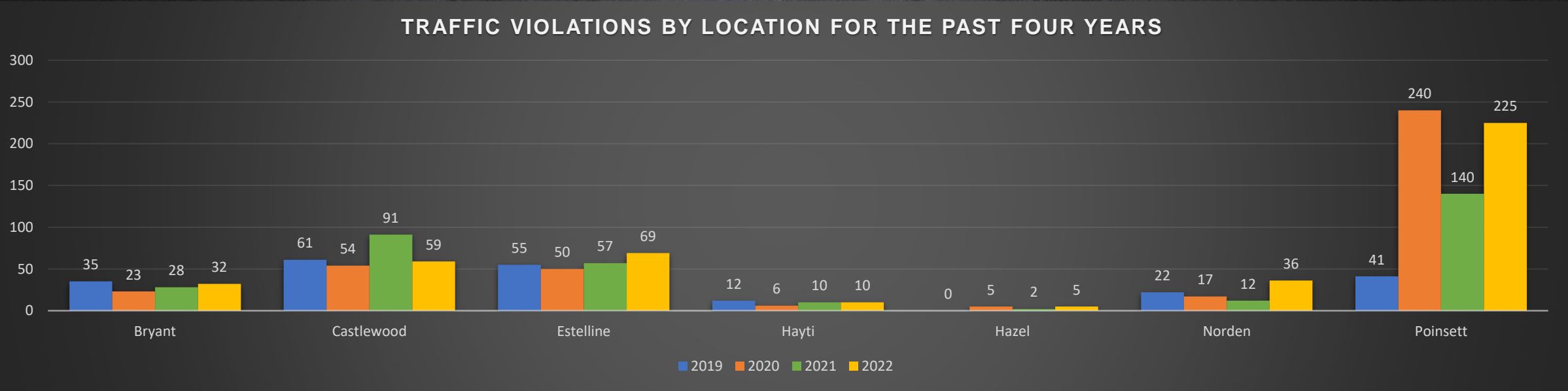
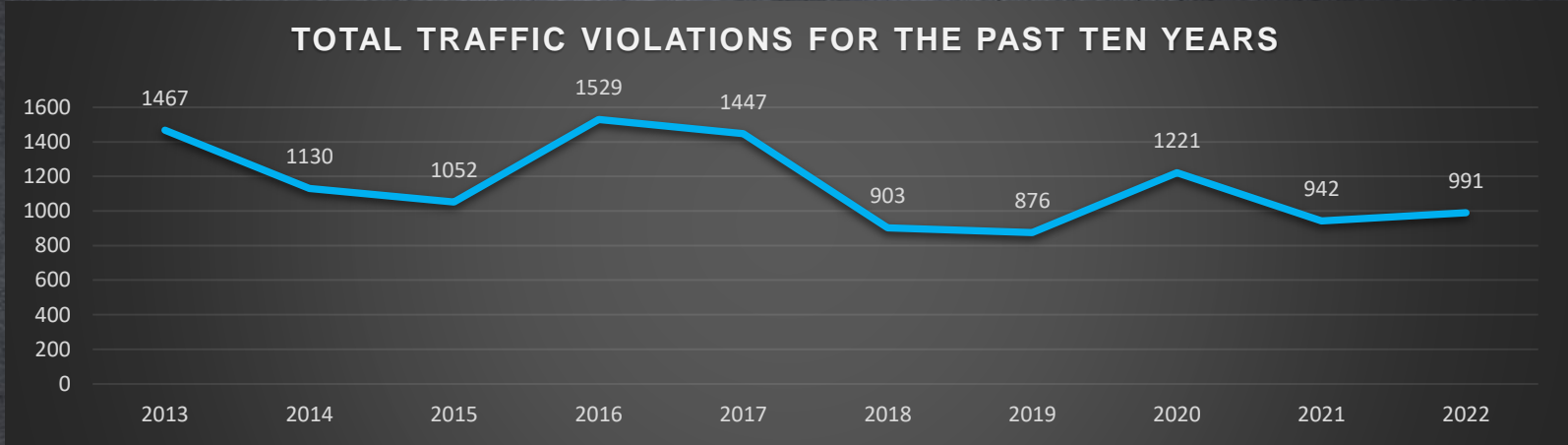
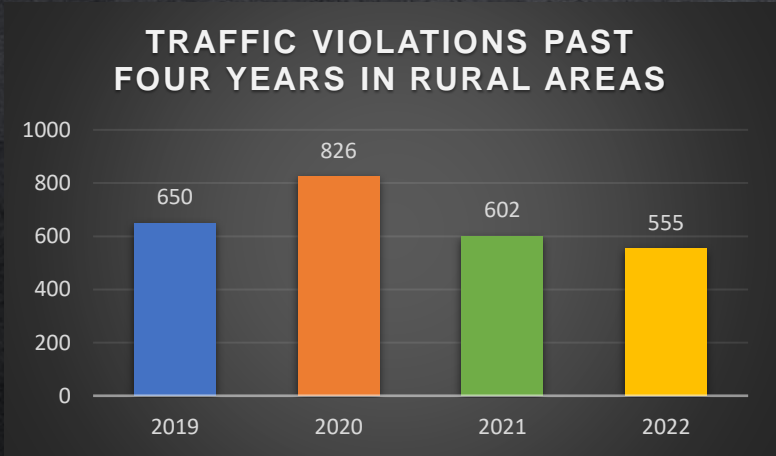
# TRAFFIC VIOLATIONS

2022 Traffic Violations	Bryant	Castlewood	Estelline	Hayti	Hazel	Lake Norden	Lake Poinsett	Rural Areas	2022 Total	5 Year Average	Difference From Average
Parking Violation	0	1	0	0	0	0	0	0	1	3	-66.7%
Passing School Bus's Red Lights	0	0	0	0	0	0	0	0	0	0	+0.0%
Reckless Driving	0	1	0	0	0	0	0	6	7	4	+75.0%
Seat Belt Violation	0	3	1	0	0	2	1	8	15	19	-21.1%
Speed - County Code (1-15mph)	1	4	7	0	0	0	8	32	52	29	+79.3%
Speed - County Code (Over 15mph)	0	0	1	0	0	0	0	23	24	24	+0.0%
Speeding - State Code (1-15mph)	9	18	14	1	1	11	159	216	429	558	-23.1%
Speeding - State Code (Over 15mph)	1	0	0	0	0	0	12	35	48	62	-22.6%
Stop Sign Violation	2	8	9	4	0	2	2	16	43	29	+48.3%
Substitution of Plates	0	0	0	0	0	0	0	1	1	1	+0.0%
Texting While Driving	0	0	0	0	0	0	0	1	1	1	+0.0%
Throwing Object or Load Violation	0	0	0	0	0	1	0	4	5	1	+400.0%
Traffic Control Device or Road Closure	0	2	4	0	0	0	0	0	6	5	+20.0%
Unauthorized Use of Vehicle	0	0	0	0	0	0	0	0	0	0	+0.0%
Unsafe Backing	0	0	1	0	0	0	0	0	1	2	-50.0%
Unsafe Lane Change	0	0	0	0	0	0	0	3	3	16	-81.3%
Vehicular Battery	0	0	0	0	0	0	0	0	0	0	+0.0%
<b>Total Amount</b>	<b>32</b>	<b>59</b>	<b>69</b>	<b>10</b>	<b>5</b>	<b>36</b>	<b>225</b>	<b>555</b>	<b>991</b>	<b>1,078</b>	<b>-8.1%</b>
	<b>3.2%</b>	<b>6.0%</b>	<b>7.0%</b>	<b>1.0%</b>	<b>0.5%</b>	<b>3.6%</b>	<b>22.7%</b>	<b>56.0%</b>			

Noticed: These numbers only reflect the amount the Hamlin County Sheriff's Office responded to or investigated. These stats do not include any numbers from city or state law enforcement agencies.



# TRAFFIC VIOLATIONS



Noticed: These numbers only reflect the amount the Hamlin County Sheriff's Office responded to or investigated. These stats do not include any numbers from city or state law enforcement agencies.



# CRIMES

2022 Crime Violations	Bryant	Castlewood	Estelline	Hayti	Hazel	Lake Norden	Lake Poinsett	Rural Areas	2022 Total	5 Year Average	Difference From Average
Abuse - Animal Abuse or Neglect	1	2	1	0	0	1	0	1	6	2	+200.0%
Abuse - Child or Adult Abuse or Neglect	3	2	1	2	0	0	1	0	9	3	+200.0%
Arson - Reckless Burning - Explosion	0	0	0	0	0	0	0	0	0	0	+0.0%
Assault - Aggravated Assault	0	1	0	0	0	0	0	0	1	4	-75.0%
Assault - Assault Towards Law Enforcement	0	0	0	0	0	0	0	0	0	1	-100.0%
Assault - Assault by Bodily Fluids or Waste	0	0	0	0	0	0	0	0	0	0	+0.0%
Assault - Simple Assault or Intimidation	2	5	1	1	0	0	0	2	11	15	-26.7%
Burglary - Attempted Burglary	0	0	1	0	1	0	1	5	8	8	+0.0%
Contribute to a Delinquency - Truancy	2	1	3	0	0	0	0	0	6	4	+50.0%
Disorderly Conduct - Public Indecency	3	12	3	1	1	3	9	4	36	17	+111.8%
Drug - Drug Equipment Violation	3	1	1	0	0	1	2	0	8	9	-11.1%
Drug - Marijuana Law Violations	3	0	1	0	0	0	1	0	5	2	+150.0%
Drug - Narcotic Possession or Ingesting	12	1	1	0	0	0	1	1	16	21	-23.8%
Eluding - Escape	0	0	0	0	0	0	0	1	1	1	+0.0%
Embezzlement	0	0	0	0	0	0	0	0	0	0	+0.0%
Failure to Vacate	0	0	1	0	0	0	1	0	2	2	+0.0%
False Impersonation	0	0	0	0	0	0	0	1	1	1	+0.0%
False Reporting	0	0	0	0	0	0	0	1	1	0	+100.0%
Firearm - Weapon Violation	0	1	0	0	0	1	0	2	4	5	-20.0%
Forgery - Bad Checks	0	2	0	1	0	1	0	1	5	1	+400.0%
Fraud	1	4	2	0	0	0	1	7	15	15	+0.0%
Homicide - Murder or Attempted Murder	0	0	0	0	0	0	0	0	0	0	+0.0%
Homicide - Manslaughter	0	0	0	0	0	0	0	0	0	0	+0.0%

Noticed: These numbers only reflect the amount the Hamlin County Sheriff's Office responded to or investigated. These stats do not include any numbers from city or state law enforcement agencies.



# CRIMES

2022 Crime Violations	Bryant	Castlewood	Estelline	Hayti	Hazel	Lake Norden	Lake Poinsett	Rural Areas	2022 Total	5 Year Average	Difference From Average
Hunting - Hunting or Fishing Law Violation	0	0	0	0	0	0	0	1	1	0	+100.0%
Interfering with 911 Service	0	0	0	0	0	0	0	0	0	1	-100.0%
Kidnapping - Abduction	0	0	0	0	0	0	0	0	0	0	+0.0%
Liquor Law Violation - Underage Possession	0	4	3	0	0	0	8	2	17	6	+183.3%
Liquor Law Violation - Furnishing to Minor	1	0	0	0	0	0	0	0	1	0	+100.0%
Misprision of a Felony	0	0	0	0	0	0	0	0	0	0	+0.0%
Obstruction of Law Enforcement - Resisting Arrest	1	0	0	0	0	0	1	3	5	4	+25.0%
Other Crimes - City Ordinance	1	1	1	0	0	0	0	1	4	3	+33.3%
Robbery	0	0	0	0	0	0	0	0	0	0	+0.0%
Runaway	0	0	0	0	0	0	0	0	0	4	-100.0%
Sex Offense - Forcible Rape	0	0	0	0	1	0	0	0	1	2	-50.0%
Sex Offense - Sexual Contact	0	0	1	0	0	0	0	1	2	4	-50.0%
Sex Offense - Statutory Rape or Incest	0	0	1	0	0	0	0	0	1	1	+0.0%
Sex Offense - Child Porn, Other Sex Crimes	3	1	3	0	0	0	0	0	7	3	+133.3%
Stalking - Harassing Calls	1	3	8	2	0	1	0	3	18	10	+80.0%
Stalking - Other	0	0	0	0	0	0	1	0	1	3	-66.7%
Theft - Grand Theft or Felony Theft	0	1	4	0	0	0	4	6	15	9	+66.7%
Theft - Petty Theft or Misdemeanor Theft	0	1	1	0	0	0	1	8	11	27	-59.3%
Theft - Possession of Stolen Property	0	0	0	0	0	0	0	1	1	0	+100.0%

Noticed: These numbers only reflect the amount the Hamlin County Sheriff's Office responded to or investigated. These stats do not include any numbers from city or state law enforcement agencies.



# CRIMES

2022 Crime Violations	Bryant	Castlewood	Estelline	Hayti	Hazel	Lake Norden	Lake Poinsett	Rural Areas	2022 Total	5 Year Average	Difference From Average
Threaten to Kill Law Enforcement	0	0	1	0	1	0	0	0	0	0	+0.0%
Tobacco - Possession or Furnishing	1	23	6	9	8	6	10	4	3	10	-70.0%
Trespassing	10	13	15	11	7	8	8	9	9	11	-18.2%
Vandalism - Intentional Damage to Property	18	29	23	23	18	25	27	18	38	24	+58.3%
Violation of Court - Protection Order	8	6	13	9	2	3	7	5	4	7	-42.9%
<b>Total Amount</b>	<b>42</b>	<b>50</b>	<b>38</b>	<b>8</b>	<b>4</b>	<b>9</b>	<b>40</b>	<b>66</b>	<b>257</b>	<b>240</b>	<b>+7.1%</b>
<b>Percent</b>	<b>16.3%</b>	<b>19.5%</b>	<b>14.8%</b>	<b>3.1%</b>	<b>1.6%</b>	<b>3.5%</b>	<b>15.6%</b>	<b>25.7%</b>			

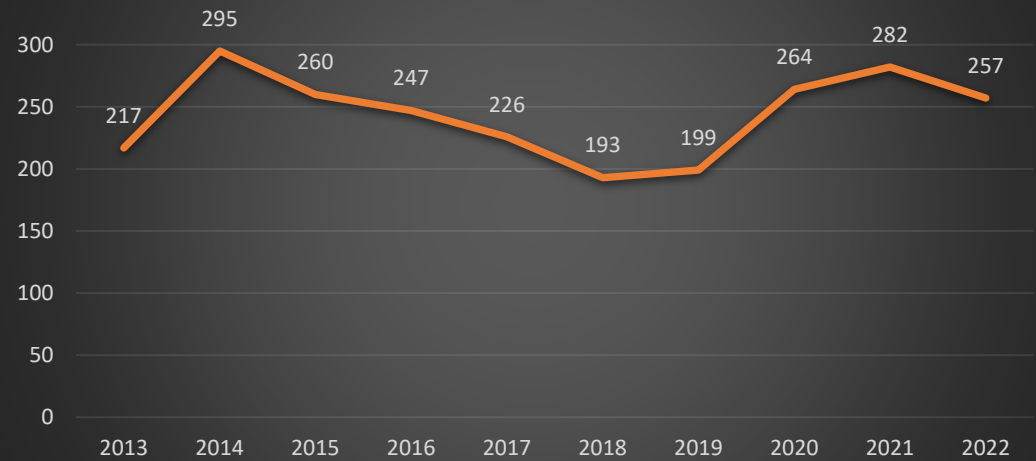
2022 Crimes vs Population	Bryant	Castlewood	Estelline	Hayti	Hazel	Lake Norden	Lake Poinsett and Rural
Percent of Crime By Location	16.3%	19.5%	14.8%	3.1%	1.6%	3.5%	41.3%
Percent of Population (US Census)	7.6%	11.3%	12.2%	6.4%	1.7%	9.0%	48.2%
<b>Difference</b>	<b>+8.7%</b>	<b>+8.2%</b>	<b>+2.6%</b>	<b>-3.3%</b>	<b>-0.1%</b>	<b>-5.5%</b>	<b>-6.9%</b>

Noticed: These numbers only reflect the amount the Hamlin County Sheriff's Office responded to or investigated. These stats do not include any numbers from city or state law enforcement agencies.

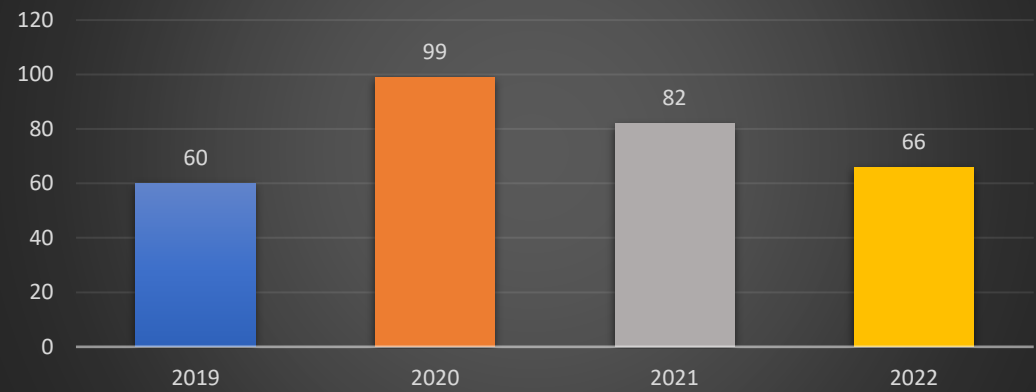


# CRIMES

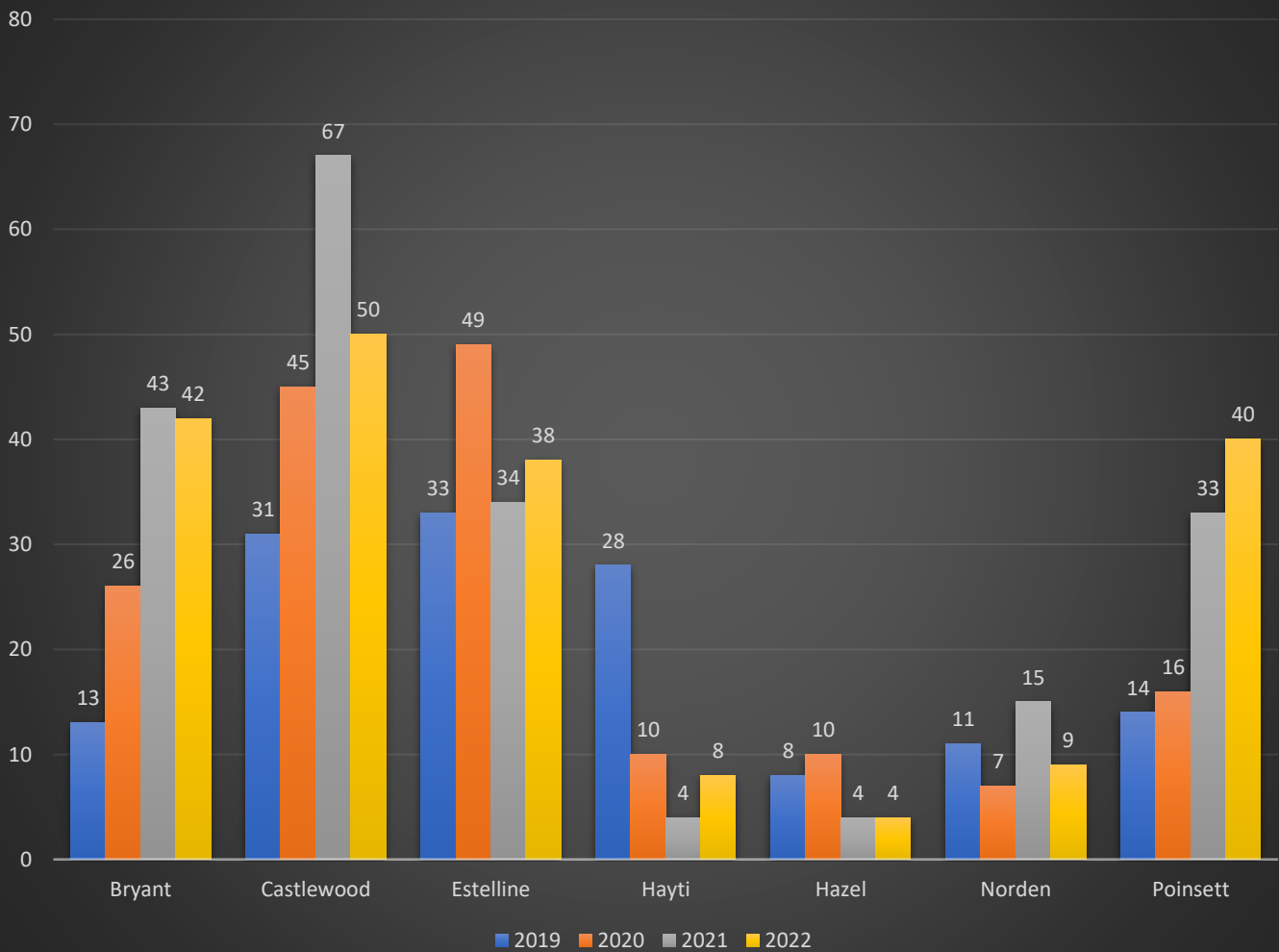
TOTAL CRIMES OVER THE YEARS



CRIME VIOLATIONS OVER THE YEARS IN RURAL AREAS



CRIME VIOLATIONS OVER THE YEARS

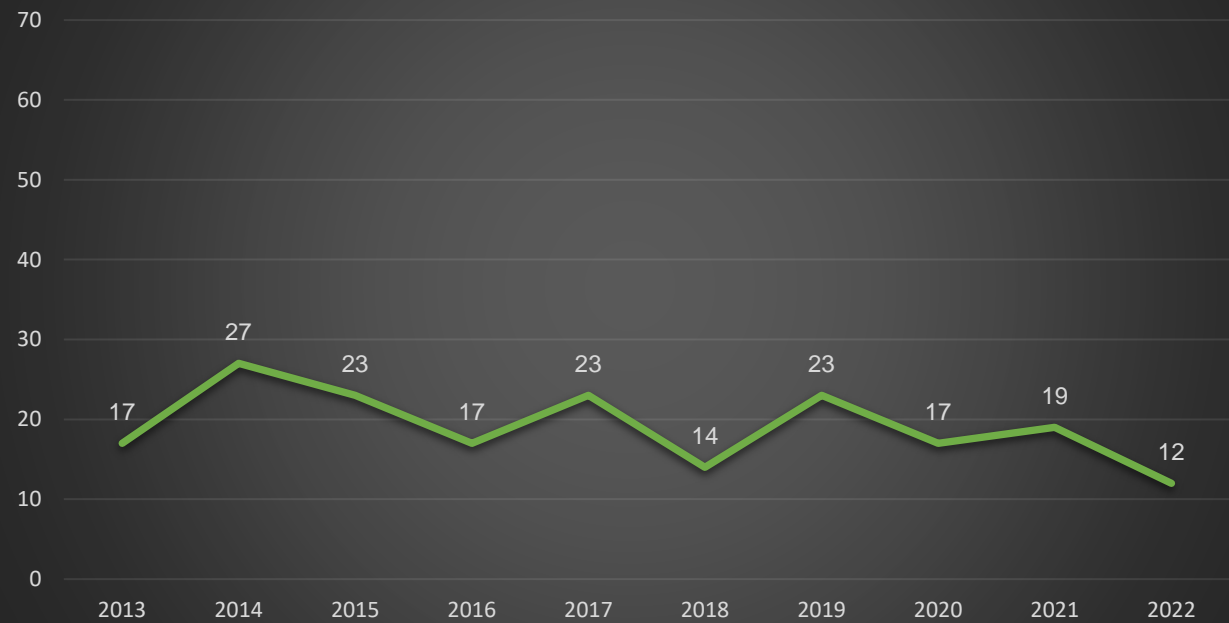


Noticed: These numbers only reflect the amount the Hamlin County Sheriff’s Office responded to or investigated. These stats do not include any numbers from city or state law enforcement agencies.



# CRIMES

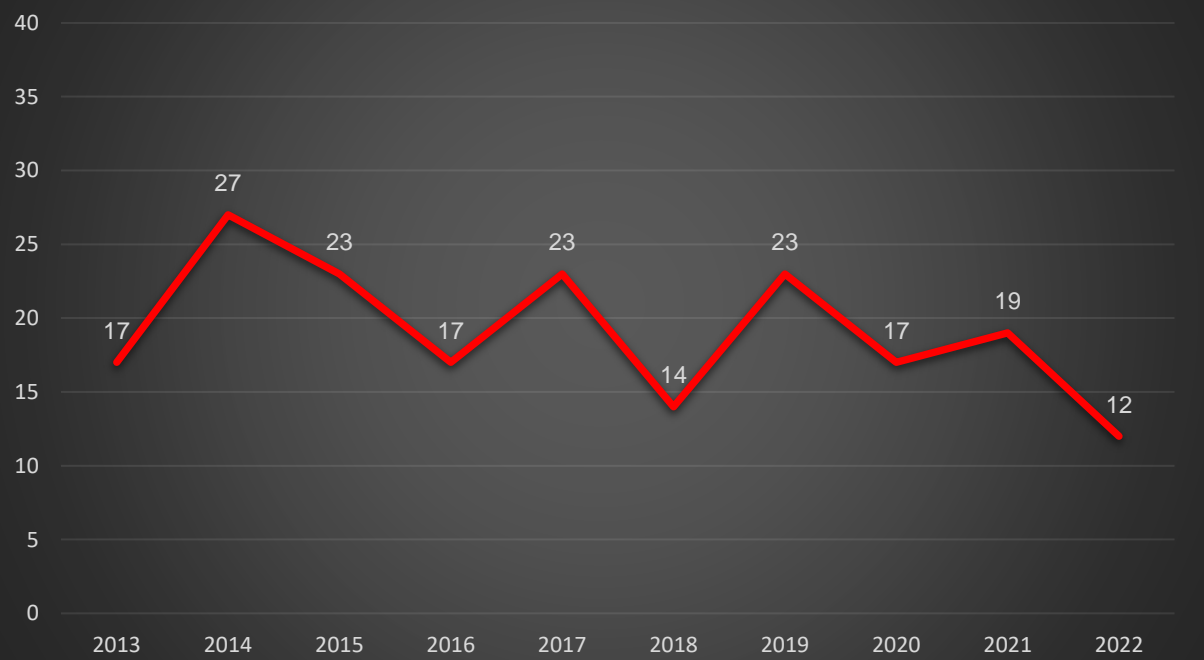
TOTAL DRUG VIOLATIONS OVER THE YEARS



ASSAULTS	2022	2021	2020	2019	2018	2017	2016	2015	2014	2013
Assault - Aggravated Assault (Felony)	1	2	3	4	3	7	4	4	2	3
Assault - Assault Towards Officer (Felony)	0	0	3	0	0	1	0	0	0	0
Assault - Assault by Bodily Fluids (Felony)	0	0	0	0	0	0	0	0	0	1
Assault - Simple Assault or Intimidation	11	17	11	19	11	15	13	19	25	13

DRUG VIOLATIONS	2022	2021	2020	2019	2018	2017	2016	2015	2014	2013
Drug - Drug Equipment Violation	8	5	13	6	13	NA	NA	NA	NA	NA
Drug - Marijuana Law Violations	5	2	NA	NA	NA	NA	NA	NA	NA	NA
Drug - Narcotic Possession or Ingesting	16	5	19	9	8	65	59	12	9	13

TOTAL ASSAULTS OVER THE YEARS



Noticed: These numbers only reflect the amount the Hamlin County Sheriff’s Office responded to or investigated. These stats do not include any numbers from city or state law enforcement agencies.



# CRIMES

SEX OFFENSES	2022	2021	2020	2019	2018	2017	2016	2015	2014	2013
Sex Offense - Forcible Rape	1	3	5	0	1	0	0	3	0	0
Sex Offense - Sexual Contact	2	7	4	2	1	NA	NA	NA	NA	NA
Sex Offense - Statutory Rape or Incest	1	1	1	0	2	NA	NA	NA	NA	NA
Sex Offense - Child Porn, Other Sex Crimes	7	1	1	1	1	10	8	5	1	1

Noticed: Sexual Contact, Statutory Rape, or Incest were marked under Other Sex Crimes from 2013-2017

ABUSE OFFENSES	2022	2021	2020	2019	2018	2017	2016	2015	2014	2013
Abuse - Animal Abuse or Neglect	6	4	3	1	0	NA	NA	NA	NA	NA
Abuse - Child or Adult Abuse or Neglect	9	3	2	2	6	3	1	1	3	5

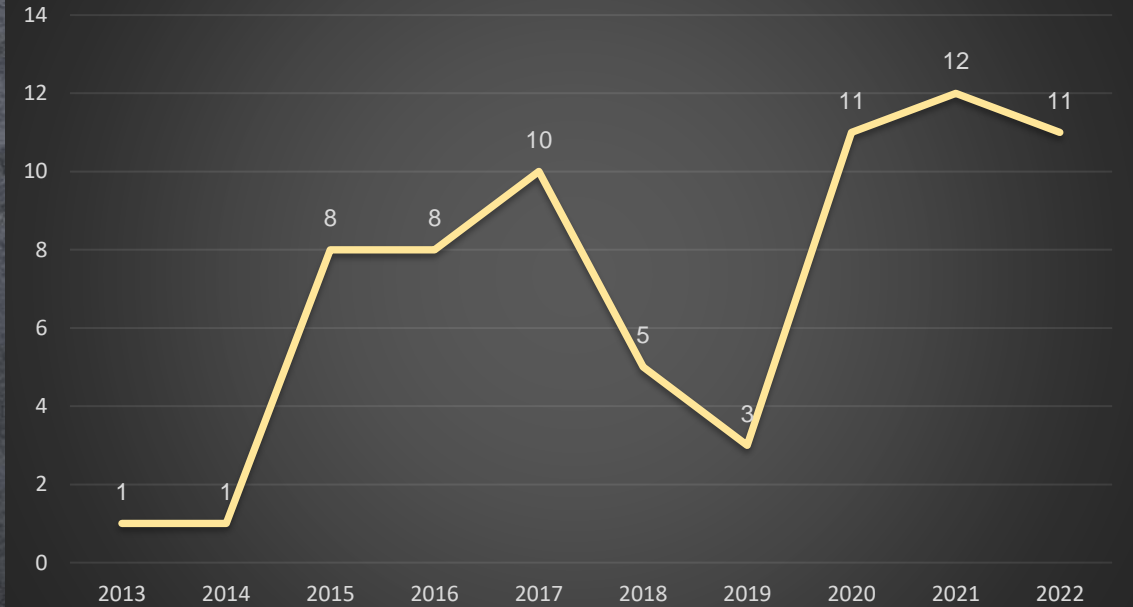
Noticed: Animal Abuse or Neglect was filed under other offenses from 2013-2017

HOMICIDE CRIMES	2022	2021	2020	2019	2018	2017	2016	2015	2014	2013
Homicide - Murder or Attempted Murder	0	0	0	0	0	0	1	0	0	0
Homicide - Manslaughter	0	0	1	0	0	0	0	0	0	0

KIDNAPPING/STALKING OFFENSES	2022	2021	2020	2019	2018	2017	2016	2015	2014	2013
Kidnapping or Abduction	0	0	0	1	0	0	0	1	1	0
Stalking - Harassing Calls	18	12	12	8	9	NA	NA	NA	NA	NA
Stalking - Other	1	1	1	2	3	9	14	22	10	8

Noticed: Stalking (Harassing Calls) were filed under Stalking (Other) from 2013-2017

## SEX CRIMES OVER THE PAST TEN YEARS



Noticed: These numbers only reflect the amount the Hamlin County Sheriff's Office responded to or investigated. These stats do not include any numbers from city or state law enforcement agencies.



# CRIMES

CRIMES AGAINST LAW ENFORCEMENT	2022	2021	2020	2019	2018	2017	2016	2015	2014	2013
Assault - Assault Towards Law Enforcement	0	0	3	0	0	1	0	0	0	0
Obstruction of Law Enforcement or Resisting Arrest	5	9	10	2	0	0	1	2	2	1
Threaten to Kill Law Enforcement	0	0	1	0	1	0	0	0	0	1

THEFT CRIMES	2022	2021	2020	2019	2018	2017	2016	2015	2014	2013
Burglary - Attempted Burglary	8	5	7	10	10	8	9	3	31	32
Forgery - Bad Checks	5	1	1	2	1	1	0	0	2	4
Fraud	15	12	20	11	15	15	21	22	21	7
Robbery	0	0	0	0	1	0	0	0	0	1
Theft - Grand Theft or Felony Theft	15	9	15	7	9	3	1	0	9	9
Theft - Petty Theft or Misdemeanor Theft	11	20	30	23	30	30	34	36	44	28
Theft - Possession of Stolen Property	1	1	0	0	1	0	0	0	0	1

AGE TYPE OFFENSES	2022	2021	2020	2019	2018	2017	2016	2015	2014	2013
Liquor Law Violation - Underage Possession	17	15	9	4	3	0	3	41	24	7
Liquor Law Violation - Furnishing to Minor	1	0	1	0	0	0	0	2	0	2
Tobacco - Possession or Furnishing	1	23	6	9	8	6	10	4	3	4



Noticed: These numbers only reflect the amount the Hamlin County Sheriff's Office responded to or investigated. These stats do not include any numbers from city or state law enforcement agencies.



# OTHER INCIDENTS

2022 Other Incidents	Bryant	Castlewood	Estelline	Hayti	Hazel	Lake Norden	Lake Poinsett	Rural Areas	2022 Total	5 Year Average	Difference From Average
911 Abandoned, Nuisance or Routine Calls	31	32	25	26	3	19	39	178	353	258	+38.2%
911 Emergency - Aircraft, Fire or Medical	10	12	15	3	0	4	7	57	108	109	-0.9%
Alarm - Burglary, Fire and Panic	6	2	2	0	0	3	0	8	21	25	-16.0%
Animal Complaint - Animal Running at Large	12	14	13	8	2	3	3	124	179	181	-1.1%
Assist Another Department	2	4	7	1	0	4	5	66	89	83	+7.2%
Bar Walk Through	0	1	0	1	0	0	0	4	6	2	+200.0%
Bicycle Safety Check	0	0	0	0	0	0	0	0	0	0	+0.0%
Citizen Assist - Civil Complaint - Information Item	22	25	27	11	5	9	19	122	240	207	+15.9%
Death Investigation - Non-Criminal or Suicide Related	0	0	0	0	0	1	1	4	6	4	+50.0%
Disturbing the Peace - Noise Complaint	3	2	2	1	1	0	3	7	19	15	+26.7%
Escort - Funeral, House or Other	0	1	0	1	0	0	0	6	8	13	-38.5%
Extra Patrol Request	3	22	11	0	1	0	1	16	54	67	-19.4%
Family Dispute	1	5	1	0	1	0	1	2	11	17	-35.3%
Field Contact	3	5	3	1	0	0	1	17	30	30	+0.0%
Fireworks Complaints	0	1	3	0	0	0	3	0	7	5	+40.0%
Flood Related Call	0	0	0	0	0	0	0	0	0	1	-100.0%
Hazardous Materials Complaint	4	3	4	2	1	0	2	3	19	7	+171.4%
Junk Complaints	1	2	1	1	0	1	2	31	39	29	+34.5%
Juvenile Nuisance	2	2	3	0	0	1	1	7	16	15	+6.7%
Lost and Found	0	1	0	0	0	0	1	8	10	8	+25.0%
Mental Person - Mental Hold	1	0	0	0	0	1	0	3	5	4	+25.0%
Missing Person	0	0	1	0	0	0	0	0	1	4	-75.0%
Open Door or Window	0	0	0	0	0	0	0	0	0	4	-100.0%
Other Incidents	0	3	2	1	0	1	0	10	17	56	-69.6%

Noticed: These numbers only reflect the amount the Hamlin County Sheriff's Office responded to or investigated. These stats do not include any numbers from city or state law enforcement agencies.



# OTHER INCIDENTS

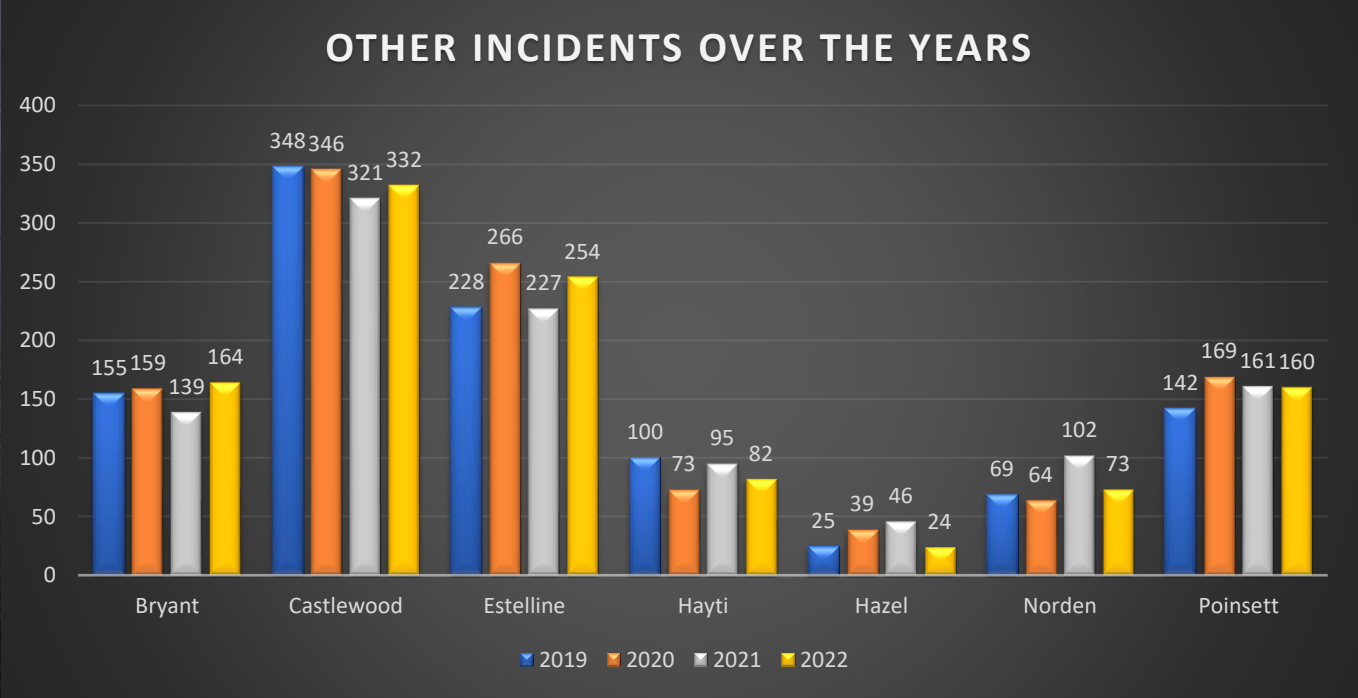
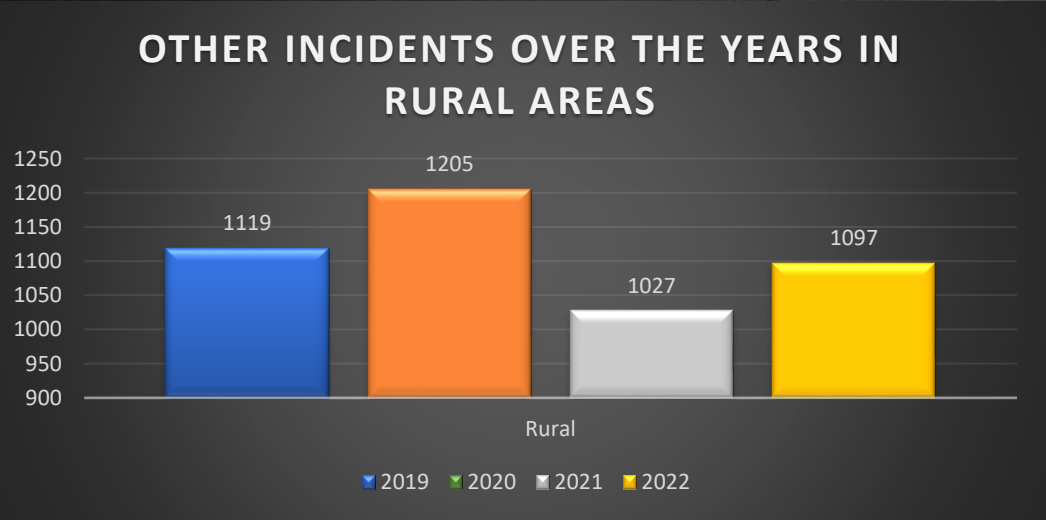
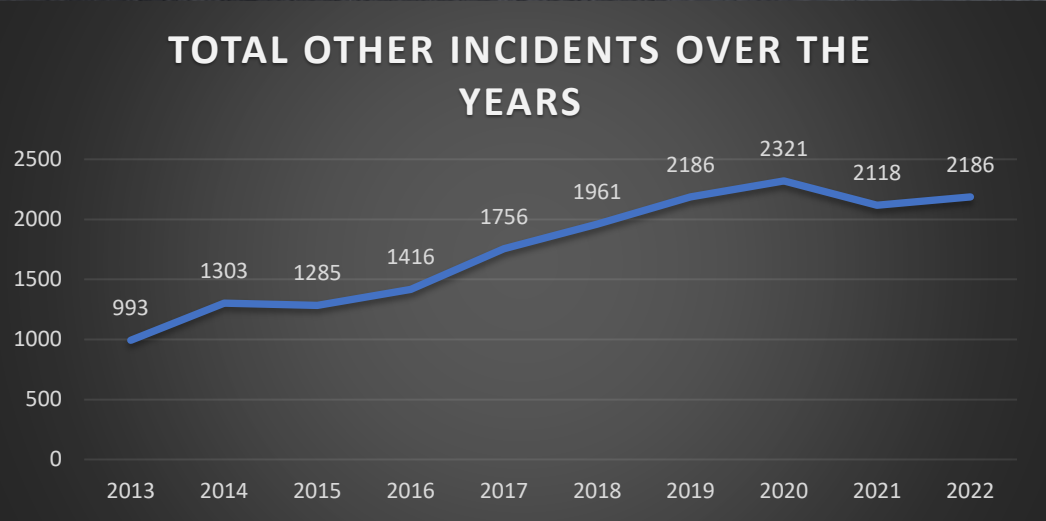
2022 Other Incidents	Bryant	Castlewood	Estelline	Hayti	Hazel	Lake Norden	Lake Poinsett	Rural Areas	2022 Total	5 Year Average	Difference From Average
Peddling or Solicitation	0	0	0	0	0	0	0	0	0	1	-100.0%
Prowler	0	0	0	0	0	0	0	0	0	0	+100.0%
School Assist	0	2	4	0	0	0	0	3	9	27	-66.7%
Security Check	27	79	69	0	6	1	43	41	266	148	+79.7%
Stop, Walk and Talk - Special Events	3	71	25	2	0	2	3	16	122	139	-12.2%
Suicide Related Call	2	3	0	0	0	2	1	7	15	14	+7.1%
Suspicious Activity	8	8	7	1	0	4	3	30	61	48	+27.1%
Traffic Survey - Speed Trailer Deployment	2	1	1	0	0	0	2	0	6	6	+0.0%
Traffic or Parking Complaint - Vehicle in Ditch	11	19	20	11	3	10	13	264	351	303	+15.8%
Transports	0	0	0	0	0	0	0	30	30	29	+3.4%
Warrant Served	1	5	1	7	0	5	0	4	23	19	+21.1%
Water Related Incident	0	0	0	1	0	0	4	1	6	10	-40.0%
Welfare Check	9	7	7	3	1	2	2	28	59	46	+28.3%
Total Amount	164	332	254	82	24	73	160	1097	2,186	2,126	+2.8%
Percent	7.5%	15.2%	11.6%	3.8%	1.1%	3.3%	7.3%	50.2%			

Total Other Incidents	2022	2021	2020	2019	2018	2017	2016	2015	2014	2013
Total Amount	2,186	2,118	2,321	2,186	1,961	1,756	1,416	1,285	1,303	993

Noticed: These numbers only reflect the amount the Hamlin County Sheriff's Office responded to or investigated. These stats do not include any numbers from city or state law enforcement agencies.



# OTHER INCIDENTS



Noticed: These numbers only reflect the amount the Hamlin County Sheriff's Office responded to or investigated. These stats do not include any numbers from city or state law enforcement agencies.



# CLOSING

Thank you for taking the time to check out our 2022 annual report.

These calls for service, crimes, crashes, and traffic violations are all done by the Hamlin County Sheriff's Office in this report.

These numbers do not count any calls, arrests, and investigations done by the Lake Norden or Hayti Police Department, South Dakota Game Fish and Park, and the South Dakota Highway Patrol.

