



**SHERIFF'S OFFICE
HAMLIN COUNTY
SOUTH DAKOTA**



2023

ANNUAL REPORT

LIST OF CONTENTS

Message from Sheriff	Page 03
Overview	Page 04
2023 Crimes	Page 05
Crimes Over the Years	Page 06
2023 Traffic Offenses	Page 07
Traffic Offenses Over the Years	Page 08
2023 Traffic Crashes	Page 10
Traffic Crashes Over the Years	Page 10
Other Incidents	Page 11
Other Incidents Over the Years	Page 12
Time of Calls	Page 14
Location Type of Calls	Page 15
Civil Papers	Page 16

MESSAGE FROM THE SHERIFF

As we brought 2023 to a close and started 2024, I am now starting my eleventh year of being your sheriff and twenty-three years being part of the Hamlin County Sheriff's Office. It is a great honor to be your sheriff and I could never have asked for a better county to serve. Thank you all with all my heart for allowing me to serve as your sheriff.

The support of the county residents is one motivation to continue doing the job you have entrusted to me. A second achievement we can all boast of is the tremendous quality of staff we have working in the sheriff's office cannot be understated. We are truly blessed to have the command staff and deputies we currently have in place.

The Hamlin County Sheriff's Office has Lieutenant Tayt Alexander serving nineteen years, Sergeant Tristan Molitor serving eight years, School Resource Officer and Deputy Sheriff Darrion Poppen serving seven years, Deputy Sheriff Taylor Shantz and Deputy Sheriff Zach Vidmar serving five years, and 24/7 Coordinator Chelsie Gustafson serving a year and a half. The fact of holding onto staff for the above amount of time is not only a landmark achievement in this day and age of law enforcement, but in society in general. To all the Hamlin County Sheriff's Office staff, I want to say thank you and never underestimate your great impact on everyone around you.

With Hamlin County continuing to see large population growths, the annual report will reflect how that growth affects the sheriff's office. We do continue to see the rise in all of our numbers, which is a mirror to a growing county. But everyone can be reassured, that we will continue to work to ensure the safety of our residents with the professionalism you have come to expect.

In conclusion, I feel it is important to thank our Hamlin County Commissioners for all the support they give to your sheriff's office and all county government. Without solid leadership, with a willingness to listen to the concerns within the county, we would fall short of being the outstanding employees we have today. May God Bless Hamlin County and the State of South Dakota and thank you all for your time in reviewing the 2023 Annual Report.



OVERVIEW

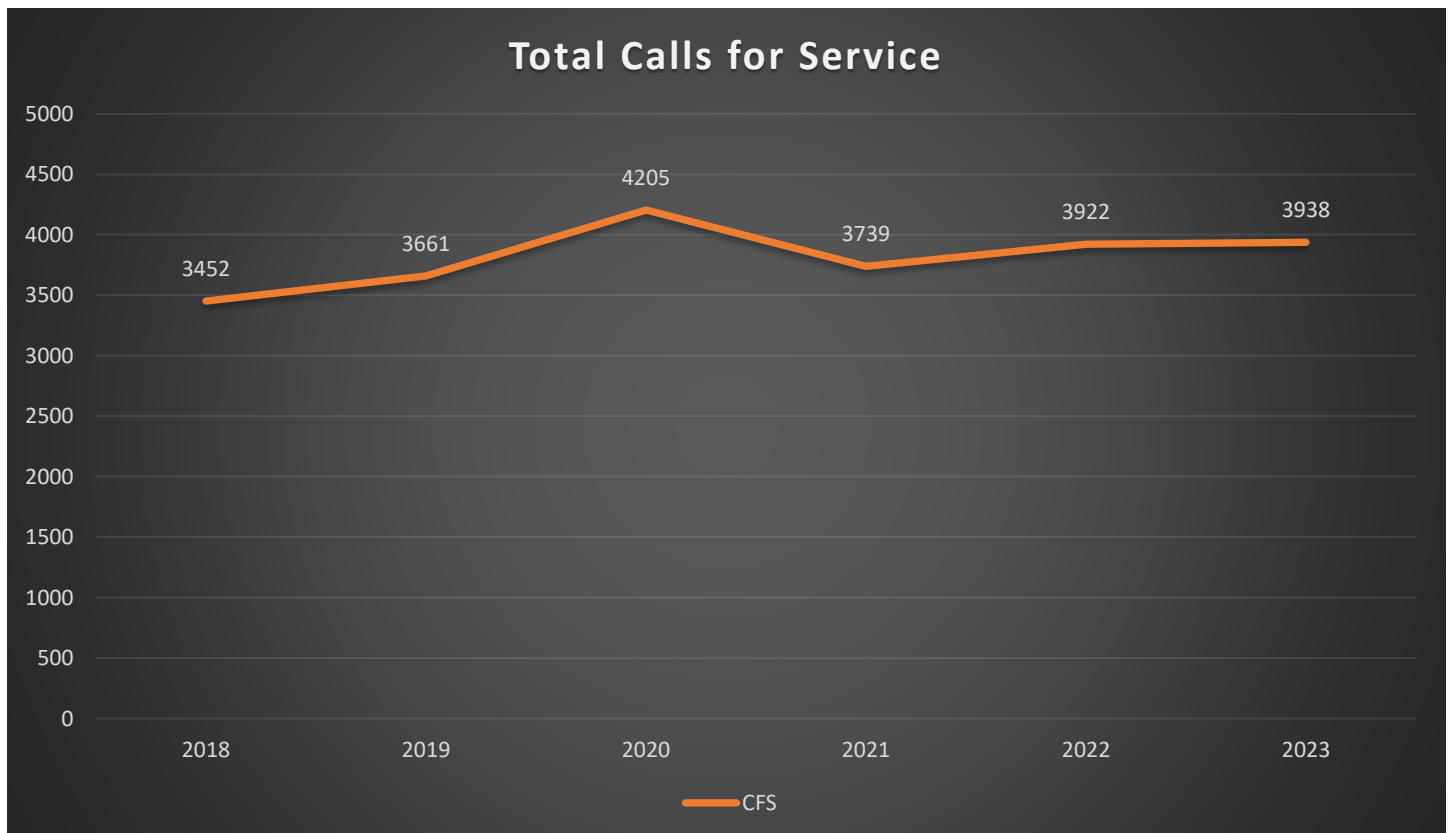
The Hamlin County Sheriff's Office had 3,938 calls for service which resulted in 283 crimes investigated, 1,107 traffic offenses addressed, 275 motor vehicle crashes responded to, and 2,188 other incidents worked in 2023.

Crime for 2023 investigated by the sheriff's office was up with a total of 283 compared to 2022's crime which had 257. This is a 10.1 percent increase. From five years ago, this would be an increase of 46.6% (193 crimes in 2018). See page six for details.

During the same time, traffic violation numbers were also up from the previous year with a total of 1,107 in 2023 from 991 in 2022. This is a 10.5 percent increase. Compared to about five years ago in 2018, a 23% increase was observed. See page eight for details.

After a record-breaking year in 2022 for the number of motor vehicle crashes, 2023 saw a decrease with a total of 275, a drop by 2.4% from 282. Looking back to 2018, the agency responded to 232, which is an increase of 18.5 percent. 2023 was the first year since 2007 to not have a fatal crash. See page ten for additional information.

Other incidents that the agency handed in 2023 were only up by two with a total of 2,188 other calls. In 2022, the sheriff's office saw 2,186 and in 2018 the agency had only 1,961 other incidents. See page twelve for additional numbers from other years.



HAMLIN COUNTY SHERIFF'S OFFICE
2023 ANNUAL REPORT

2023 CRIMES

Total crime numbers were investigated by the Hamlin County Sheriff's Office in 2023.

2023 CRIME VIOLATIONS	BRY	CAS	EST	HAY	HAZ	LNO	POI	RUR	TOTAL
Abuse - Animal Abuse or Neglect	0	0	0	1	0	0	0	2	3
Abuse - Child or Adult Abuse or Neglect	3	0	0	2	0	0	0	0	5
Arson - Reckless Burning - Explosion	0	0	0	0	0	0	0	0	0
Assault - Aggravated Assault	0	1	0	0	0	0	2	1	4
Assault - Assault Towards Law Enforcement	0	0	0	0	0	0	0	0	0
Assault - Assault by Bodily Fluids or Waste	0	0	0	0	0	0	0	0	0
Assault - Simple Assault or Intimidation	0	3	4	1	0	0	2	2	12
Burglary - Attempted Burglary	0	2	1	1	0	0	0	1	5
Contribute to a Delinquency - Truancy	2	1	0	0	0	0	0	1	4
Disorderly Conduct - Public Indecency	1	10	3	3	1	1	3	5	27
Drug - Drug Equipment Violation	2	1	1	0	0	0	1	2	7
Drug - Marijuana Law Violations	0	0	2	1	0	0	0	2	5
Drug - Narcotic Possession or Ingesting	2	2	0	1	0	0	1	1	7
Eluding or Escape	0	0	0	0	0	1	1	0	2
Embezzlement	0	0	0	0	0	0	0	0	0
Failure to Vacate	0	1	0	1	0	0	1	0	3
False Impersonation	0	0	0	0	0	0	0	0	0
False Reporting	0	0	0	0	0	0	0	0	0
Firearm - Weapon Violation	2	0	1	0	0	0	1	2	6
Forgery or Bad Checks	0	0	0	0	0	0	10	0	10
Fraud	1	5	1	3	0	0	10	6	26
Homicide - Murder or Attempted Murder	0	0	0	0	0	0	0	0	0
Homicide - Manslaughter	0	0	0	0	0	0	0	0	0
Hunting - Hunting or Fishing Law Violation	0	0	0	0	0	0	0	1	1
Interfering with 911 Service	0	1	0	0	0	0	0	0	1
Kidnapping - Abduction	0	0	0	0	0	0	0	0	0
Liquor Law Violation - Underage Possession	1	2	2	1	0	0	12	3	21
Liquor Law Violation - Furnishing to Minor	0	0	0	0	0	0	1	0	1
Misprision of a Felony	0	0	0	0	0	0	0	0	0
Obstruction of Law Enforcement or Resisting Arrest	0	0	1	0	0	0	2	1	4
Other Crimes or City Ordinance	0	3	0	0	1	0	0	0	4
Robbery	0	0	0	0	0	0	0	0	0
Runaway	1	1	1	0	0	0	0	0	3
Sex Offense - Forcible Rape	0	0	1	0	0	0	0	0	1
Sex Offense - Sexual Contact	1	0	0	0	0	0	1	0	2
Sex Offense - Statutory Rape or Incest	0	0	0	0	0	0	0	0	0
Sex Offense - Child Porn or Other Sex Crimes	1	0	1	0	0	0	0	5	7
Stalking - Harassing Calls	1	0	1	0	0	1	0	4	7
Stalking - Other	0	1	0	0	0	0	0	0	1
Theft - Grand Theft or Felony Theft	1	3	2	5	0	0	0	9	20
Theft - Petty Theft or Misdemeanor Theft	0	7	3	1	1	1	1	9	23
Theft - Possession of Stolen Property	0	0	0	0	0	0	0	2	2
Threaten to Kill Law Enforcement	0	0	0	0	0	0	1	0	1
Tobacco - Possession or Furnishing	1	0	1	1	0	0	0	6	9
Trespassing	0	2	1	0	0	0	2	4	9
Vandalism - Intentional Damage to Property	0	9	8	1	3	0	3	8	32
Violation of Court or Protection Order	0	0	1	0	1	0	0	6	8
Total Amount	20	55	36	23	7	4	55	83	283
Percent	7.1%	19.4%	12.7%	8.1%	2.5%	1.4%	19.4%	29.3%	

HAMLIN COUNTY SHERIFF'S OFFICE
2023 ANNUAL REPORT

CRIMES OVER THE YEARS

Total crime numbers were investigated by the Hamlin County Sheriff's Office since 2018.

CRIMES	2023	2022	2021	2020	2019	2018
Abuse - Animal Abuse or Neglect	3	6	4	3	1	0
Abuse - Child or Adult Abuse or Neglect	5	9	3	2	2	6
Arson - Reckless Burning - Explosion	0	0	1	0	0	0
Assault - Aggravated Assault	4	1	2	3	4	3
Assault - Assault Towards Law Enforcement	0	0	0	3	0	0
Assault - Assault by Bodily Fluids or Waste	0	0	0	0	0	0
Assault - Simple Assault or Intimidation	12	11	17	11	19	11
Burglary - Attempted Burglary	5	8	5	7	10	10
Contribute to a Delinquency - Truancy	4	6	18	1	1	0
Disorderly Conduct - Public Indecency	27	36	42	17	12	14
Drug - Drug Equipment Violation	7	8	5	13	6	13
Drug - Marijuana Law Violations	5	5	2	NA	NA	NA
Drug - Narcotic Possession or Ingesting	7	16	5	19	9	8
Eluding - Escape	2	1	1	2	0	1
Embezzlement	0	0	0	0	0	0
Failure to Vacate	3	2	3	2	3	2
False Impersonation	0	1	0	1	0	1
False Reporting	0	1	0	0	0	1
Firearm - Weapon Violation	6	4	5	3	2	4
Forgery - Bad Checks	10	5	1	1	2	1
Fraud	26	15	12	20	11	15
Homicide - Murder or Attempted Murder	0	0	0	0	0	0
Homicide - Manslaughter	0	0	0	1	0	0
Hunting - Hunting or Fishing Law Violation	1	1	0	0	0	0
Interfering with 911 Service	1	0	1	1	2	2
Kidnapping or Abduction	0	0	0	0	1	0
Liquor Law Violation - Underage Possession	21	17	15	9	4	3
Liquor Law Violation - Furnishing to Minor	1	1	0	1	0	0
Misprision of a Felony	0	0	0	0	0	0
Obstruction of Law Enforcement or Resisting Arrest	4	5	9	10	2	0
Other Crimes - City Ordinance	4	4	4	3	6	0
Robbery	0	0	0	0	0	1
Runaway	3	0	1	4	7	4
Sex Offense - Forcible Rape	1	1	3	5	0	1
Sex Offense - Sexual Contact	2	2	7	4	2	1
Sex Offense - Statutory Rape or Incest	0	1	1	1	0	2
Sex Offense - Child Porn or Other Sex Crimes	7	7	1	1	1	1
Stalking - Harassing Calls	7	18	12	12	8	9
Stalking - Other	1	1	1	1	2	3
Theft - Grand Theft or Felony Theft	20	15	9	15	7	9
Theft - Petty Theft or Misdemeanor Theft	23	11	20	30	23	30
Theft - Possession of Stolen Property	2	1	1	0	0	1
Threaten to Kill Law Enforcement	1	0	0	1	0	1
Tobacco - Possession or Furnishing	9	1	23	6	9	8
Trespassing	9	10	13	15	11	7
Vandalism - Intentional Damage to Property	32	18	29	23	23	18
Violation of Court or Protection Order	8	8	6	13	9	2
Total Amount	283	257	282	264	199	193

HAMLIN COUNTY SHERIFF'S OFFICE
2023 ANNUAL REPORT

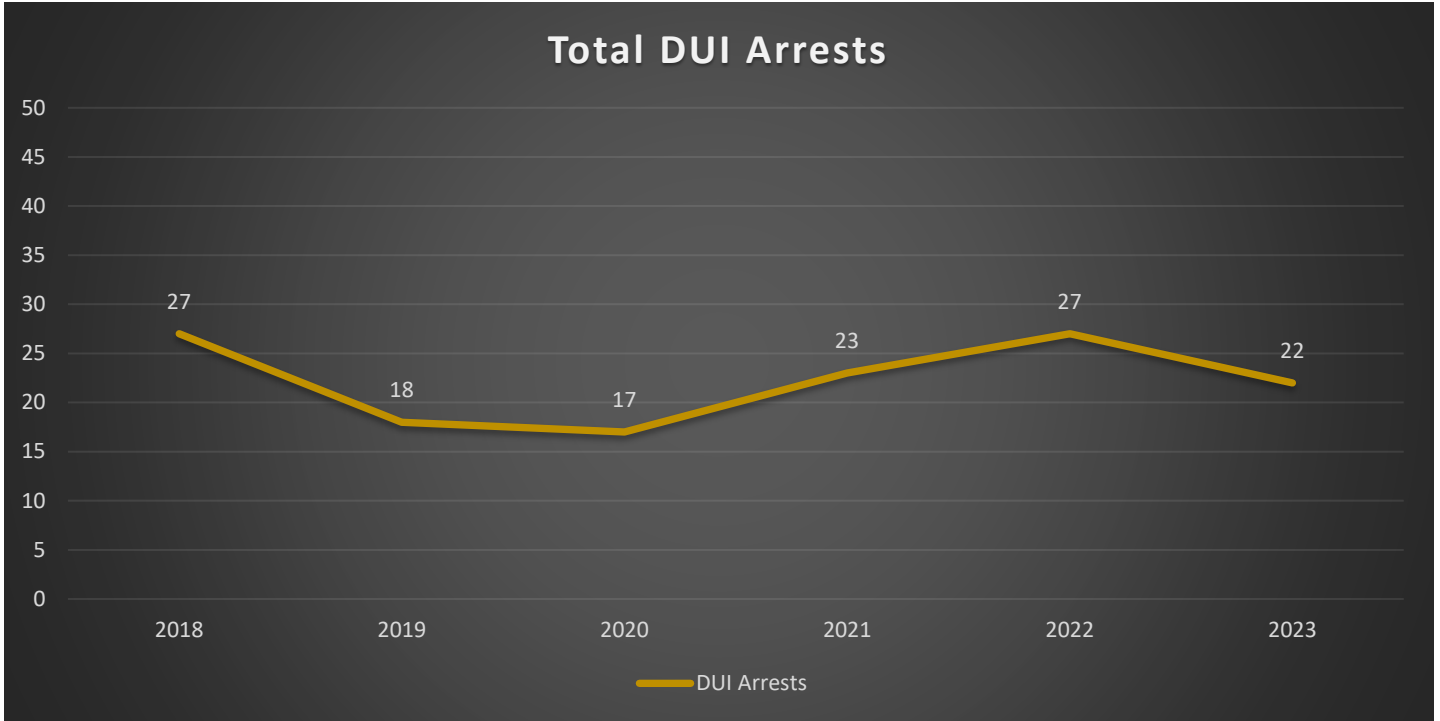
2023 TRAFFIC OFFENSES

Total traffic violations observed and addressed by the Hamlin County Sheriff's Office.

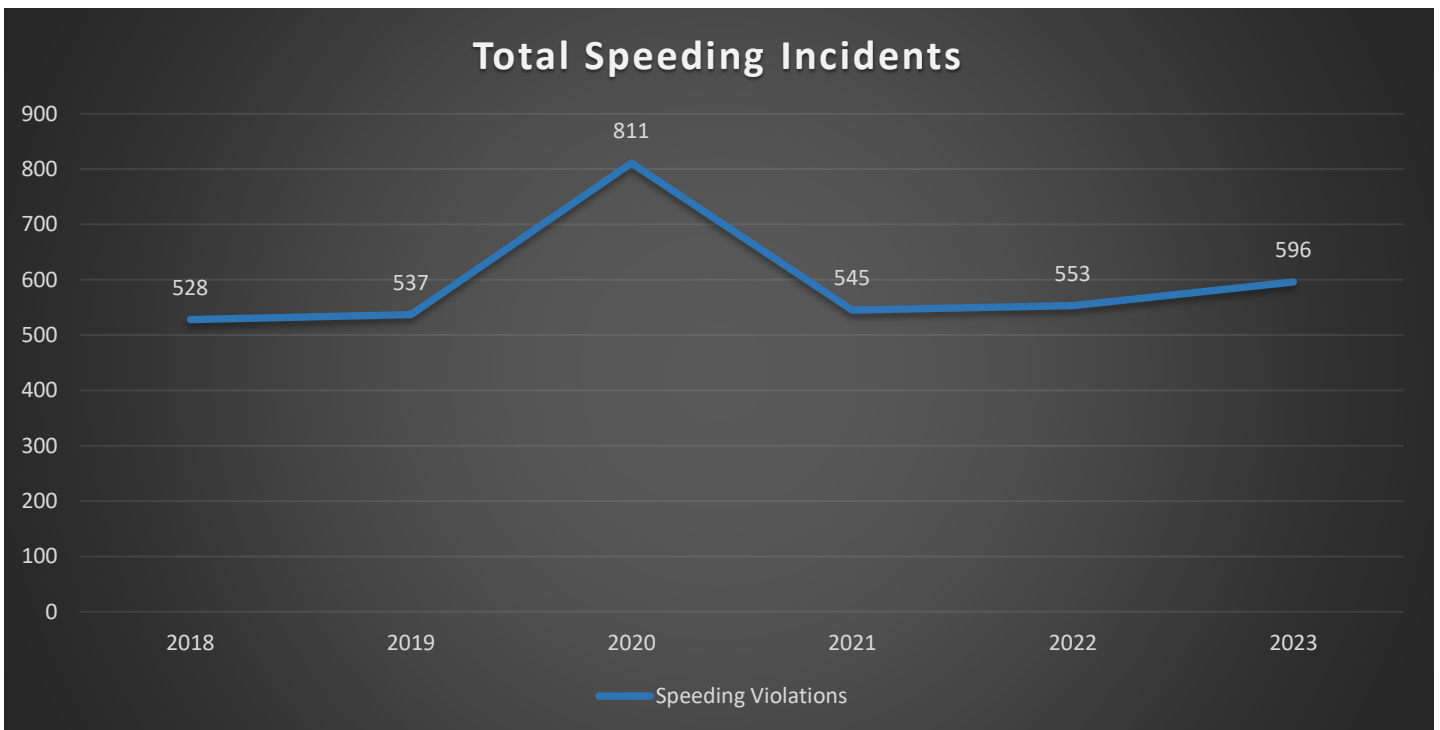
2023 TRAFFIC VIOLATIONS	BRY	CST	EST	HAY	HAZ	NOR	POI	RUR	TOTAL
ATV or Golf Cart Laws Violation	0	0	0	0	0	0	1	0	1
Burning Object from Vehicle or Littering	0	0	0	0	0	0	0	0	0
Careless Driving	0	1	2	1	0	2	0	26	32
Drag Racing	0	0	0	0	0	0	0	4	4
D.U.I.	1	2	3	1	0	2	2	11	22
Driving After Hours - License Restriction	0	0	1	0	0	0	0	3	4
Driving on the Wrong Side of Roadway	0	0	0	0	0	0	0	1	1
Driving While Revoked	0	0	1	0	0	0	0	2	3
Driving While Suspended	1	5	2	0	0	0	1	10	19
Driving Without Headlights	0	1	0	1	0	1	1	5	9
Equipment or Exhaust Violation	3	8	17	3	0	6	11	54	102
Exhibition Driving	0	2	0	0	1	1	0	4	8
Expired Plates - No Vehicle Plates	7	5	0	2	0	2	4	31	51
Failure To Dim Lights	0	1	0	0	0	0	0	3	4
Failure To Yield at Intersection	0	1	0	0	0	0	0	1	2
Hit and Run with Death or Injury	0	0	0	0	0	0	0	1	1
Hit and Run or Failure to Report Crash	1	0	2	1	0	1	1	5	11
Illegal Passing	0	0	0	0	0	0	1	13	14
Illegal U-Turn - Illegal Turn	0	0	0	0	0	0	0	1	1
Move Over Law	0	0	1	0	0	0	1	10	12
No Driver's License - Canceled License	2	3	6	1	0	4	1	33	50
No Helmet on ATV or Motorcycle	0	0	0	0	0	0	0	0	0
No Proof of Insurance	2	2	3	1	0	4	5	40	57
Open Container in Motor Vehicle	0	0	3	1	0	1	1	4	10
Parking Violation	0	2	0	0	0	0	0	9	11
Passing School Bus's Red Lights	0	0	0	0	0	0	0	0	0
Reckless Driving	0	0	0	0	0	0	0	1	1
Seat Belt Violation	0	3	5	0	0	3	2	7	20
Speed - County Code (1-15mph)	0	0	0	1	0	0	0	9	10
Speed - County Code (Over 15mph)	0	0	0	0	0	0	0	8	8
Speeding - State Code (1-15mph)	5	20	13	2	0	5	179	324	548
Speeding - State Code (Over 15mph)	0	0	0	0	0	0	6	24	30
Stop Sign Violation	1	5	3	2	0	2	5	10	28
Substitution of Plates	0	0	0	0	0	0	0	2	2
Texting While Driving	0	0	0	0	0	0	0	2	2
Throwing Object or Load Violation	0	0	0	0	0	0	0	7	7
Traffic Control Device or Road Closure	0	2	5	0	0	0	0	0	7
Unauthorized Use of Vehicle	0	0	0	0	0	0	0	0	0
Unsafe Backing	0	0	0	1	0	0	0	1	2
Unsafe Lane Change	0	0	1	0	0	0	2	9	12
Vehicular Battery	0	0	0	0	0	0	0	1	1
Total Amount	23	63	68	18	1	34	224	676	1,107
Percent	2.1%	5.7%	6.1%	1.6%	0.1%	3.1%	20.2%	61.1%	

TRAFFIC OFFENSES OVER THE YEARS

Total Driving Under the Influence (DUI) arrests made by Hamlin County Sheriff's Office.



Total Speeding Warnings or Citations issued by the Hamlin County Sheriff's Office.



HAMLIN COUNTY SHERIFF'S OFFICE
2023 ANNUAL REPORT

TRAFFIC OFFENSES OVER THE YEARS

Total traffic violations observed and addressed by the Hamlin County Sheriff's Office.

TRAFFIC VIOLATIONS	2023	2022	2021	2020	2019	2018
ATV or Golf Cart Laws Violation	1	1	1	1	3	0
Burning Object from Vehicle	0	1	0	0	1	2
Careless Driving	32	24	28	19	13	34
Drag Racing	4	0	0	6	0	0
D.U.I.	22	27	23	17	18	27
Driving After Hours - License Restriction	4	5	4	3	2	2
Driving on the Wrong Side of Roadway	1	0	7	2	6	0
Driving While Revoked	3	5	1	4	6	5
Driving While Suspended	19	15	5	16	10	14
Driving Without Headlights	9	0	5	3	16	0
Equipment or Exhaust Violation	102	100	90	105	74	95
Exhibition Driving	8	18	18	10	17	14
Expired Plates - No Vehicle Plates	51	29	16	25	25	16
Failure To Dim Lights	4	1	1	3	1	1
Failure To Yield at Intersection	2	3	6	2	2	1
Hit and Run with Death or Injury	1	0	2	5	4	0
Hit and Run or Failure to Report Crash	11	19	16	11	12	7
Illegal Passing	14	3	5	6	3	3
Illegal U-Turn - Illegal Turn	1	1	7	3	0	3
Move Over Law	12	20	25	50	9	3
No Driver's License - Canceled License	50	35	34	16	21	24
No Helmet on ATV or Motorcycle	0	0	0	0	3	3
No Proof of Insurance	57	30	28	17	30	22
Open Container in Motor Vehicle	10	18	8	12	9	7
Parking Violation	11	1	1	4	5	0
Passing School Bus's Red Lights	0	0	0	0	0	0
Reckless Driving	1	7	5	10	1	1
Seat Belt Violation	20	15	24	23	8	13
Speed - County Code (1-15mph)	10	52	16	12	26	43
Speed - County Code (Over 15mph)	8	24	39	26	12	13
Speeding - State Code (1-15mph)	548	429	435	682	442	431
Speeding - State Code (Over 15mph)	30	48	55	91	57	41
Stop Sign Violation	28	43	29	24	23	34
Substitution of Plates	2	1	0	4	2	0
Texting While Driving	2	1	2	2	1	1
Throwing Object or Load Violation	7	5	2	1	0	1
Traffic Control Device or Road Closure	7	6	2	1	10	7
Unauthorized Use of Vehicle	0	0	0	0	0	0
Unsafe Backing	2	1	0	2	0	6
Unsafe Lane Change	12	3	2	3	4	29
Vehicular Battery	1	0	0	0	0	0
Total Amount	1,107	991	942	1221	876	903

2023 TRAFFIC CRASHES

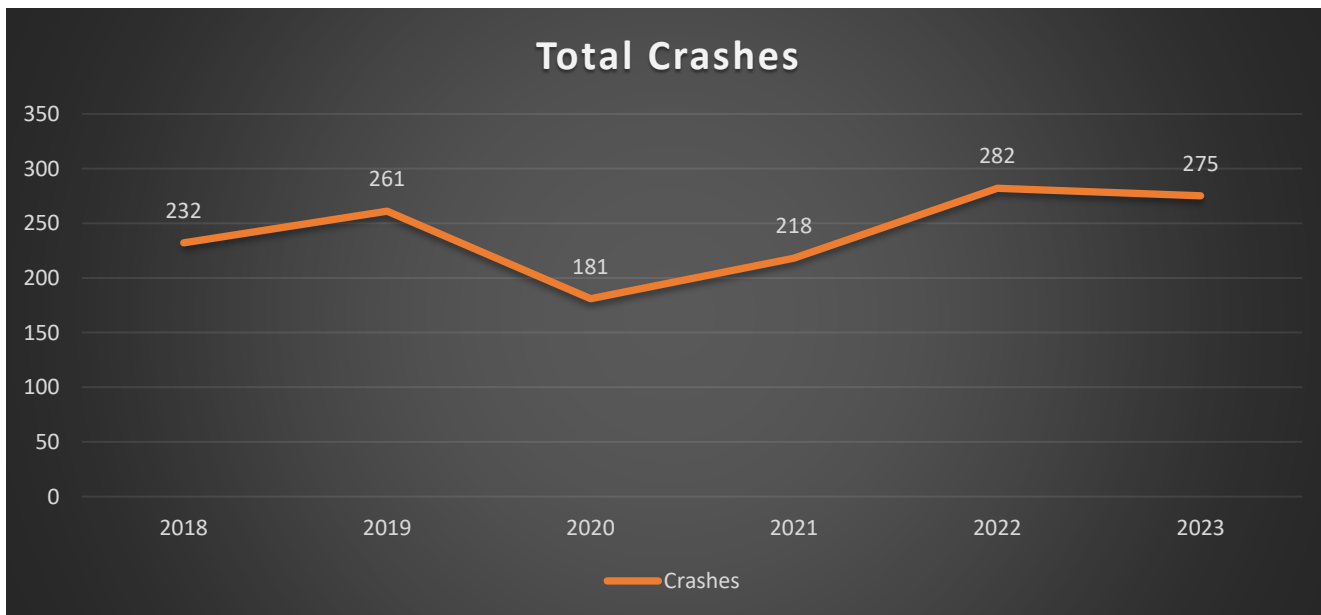
The Hamlin County Sheriff's Office responded to the following total crashes in 2023.

2023 TRAFFIC CRASHES	BRY	CST	EST	HAY	HAZ	NOR	POI	RUR	TOTAL
Car vs. Wildlife	1	2	1	0	0	2	1	161	168
Non-Injury Crash	6	7	6	3	2	1	2	58	85
Injury Crash	0	1	0	0	0	0	2	19	22
Fatal Crash	0	0	0	0	0	0	0	0	0
Total Amount	7	10	7	3	2	3	5	238	275
Percent	2.5%	3.6%	2.5%	1.1%	0.7%	1.1%	1.8%	86.5%	

TRAFFIC CRASHES OVER THE YEARS

The total amount of motor vehicle crashes since 2018 that the Hamlin County Sheriff's Office responded to.

TRAFFIC CRASHES	2023	2022	2021	2020	2019	2018
Car vs. Wildlife	168	167	123	120	137	136
Non-Injury Crash	85	91	78	49	105	82
Injury Crash	22	22	16	11	18	13
Fatal Crash	0	2	1	1	1	1
Total Amount	275	282	218	181	261	232



HAMLIN COUNTY SHERIFF'S OFFICE
2023 ANNUAL REPORT

2023 OTHER INCIDENTS

The total other incidents where no crime, traffic violations, or motor vehicle crash occurred and were reported or handled by the Hamlin County Sheriff's Office in 2023.

2023 OTHER INCIDENTS	BRY	CST	ESTE	HAY	HAZ	NOR	POI	RUR	TOTAL
911 Abandoned, Nuisance or Routine Calls	34	55	65	28	2	27	61	234	506
911 Emergency - Aircraft, Fire or Medical	11	8	12	8	1	5	10	57	112
Alarm - Burglary, Fire and Panic	1	9	7	1	0	2	9	15	44
Animal Complaint - Animal Running at Large	12	22	12	2	2	2	12	91	155
Assist Another Department	11	7	6	0	1	6	3	92	126
Bar Walk Through	0	0	0	0	0	0	3	0	3
Bicycle Safety Check	0	0	0	0	0	0	0	0	0
Citizen Assist - Civil Complaint - Information Item	16	31	24	9	2	5	14	92	193
Death Investigation - Non-Criminal or Suicide Related	0	1	3	0	0	0	0	2	6
Disturbing the Peace - Noise Complaint	8	5	2	2	1	3	5	7	33
Escort - Funeral, House or Other	0	3	2	0	0	1	0	9	15
Extra Patrol Request	4	9	4	2	0	0	12	4	35
Family Dispute	0	0	2	0	0	1	0	3	6
Field Contact	1	5	0	1	0	1	1	9	18
Fireworks Complaints	0	0	1	0	0	0	2	0	3
Flood Related Call	0	0	0	0	0	0	0	1	1
Hazardous Materials Complaint	2	3	2	0	0	0	0	1	8
Junk Complaints	0	2	1	0	0	0	1	18	22
Juvenile Nuisance	1	4	2	2	0	0	0	7	16
Lost and Found	0	3	2	1	0	0	3	10	19
Mental Person - Mental Hold	0	0	0	0	0	0	1	2	3
Missing Person	1	1	0	0	1	0	0	0	3
Open Door or Window	0	1	1	0	0	0	0	2	4
Other Incidents	4	5	0	0	0	1	0	15	25
Peddling or Solicitation	0	0	0	0	0	0	0	0	0
Prowler	0	0	0	0	0	0	0	0	0
School Assist	0	1	1	1	0	0	0	7	10
Security Check	8	48	32	2	2	1	14	6	113
Stop, Walk and Talk - Special Events	5	80	38	3	1	5	2	26	160
Suicide Related Call	0	0	3	1	0	0	0	1	5
Suspicious Activity	5	9	10	1	0	1	2	30	58
Traffic Survey - Speed Trailer Deployment	0	0	0	0	0	0	0	0	0
Traffic or Parking Complaints	20	33	11	7	2	7	18	295	393
Transports	0	0	0	0	0	0	0	25	25
Warrant Served	1	5	3	1	1	1	1	7	20
Water Related Incident	0	0	0	0	0	0	1	0	1
Welfare Check	6	6	8	3	1	0	8	15	47
Total Amount	151	356	254	75	17	69	183	1083	2,188
Percent	6.9%	16.3%	11.6%	3.4%	0.8%	3.2%	8.4%	49.5%	

HAMLIN COUNTY SHERIFF'S OFFICE
2023 ANNUAL REPORT

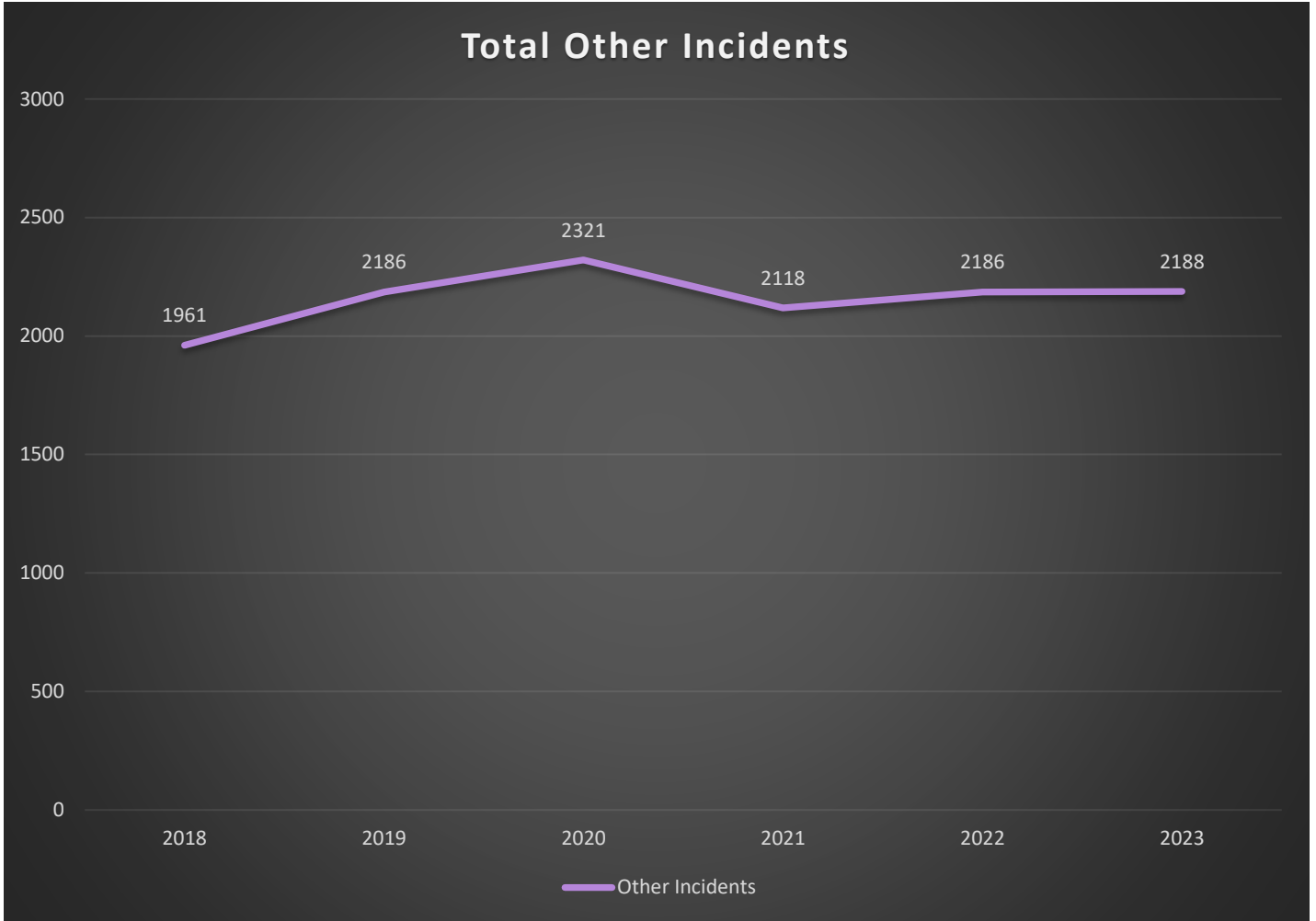
OTHER INCIDENTS OVER THE YEARS

The total other incidents where no crime, traffic violations, or motor vehicle crash occurred and were reported or handled by the Hamlin County Sheriff's Office since 2018.

OTHER INCIDENTS	2023	2022	2021	2020	2019	2018
911 Abandoned, Nuisance or Routine Calls	506	353	418	285	259	231
911 Emergency - Aircraft, Fire or Medical	112	108	87	115	126	117
Alarm - Burglary, Fire and Panic	44	21	20	41	39	29
Animal Complaint - Animal Running at Large	155	179	207	191	226	161
Assist Another Department	126	89	77	93	79	100
Bar Walk Through	3	6	2	2	1	1
Bicycle Safety Check	0	0	0	0	0	0
Citizen Assist - Civil Complaint - Information Item	193	240	222	237	194	170
Death Investigation - Non-Criminal or Suicide Related	6	6	5	7	5	2
Disturbing the Peace - Noise Complaint	33	19	26	25	29	7
Escort - Funeral, House or Other	15	8	12	19	13	11
Extra Patrol Request	35	54	46	90	45	100
Family Dispute	6	11	15	19	20	15
Field Contact	18	30	26	25	23	38
Fireworks Complaints	3	7	9	10	4	5
Flood Related Call	1	0	0	1	0	2
Hazardous Materials Complaint	8	19	5	10	5	5
Junk Complaints	22	39	26	36	29	11
Juvenile Nuisance	16	16	13	9	13	22
Lost and Found	19	10	6	7	7	10
Mental Person - Mental Hold	3	5	4	4	2	2
Missing Person	3	1	8	1	4	2
Open Door or Window	4	0	3	2	0	2
Other Incidents	25	17	15	18	12	10
Peddling or Solicitation	0	0	2	0	1	1
Prowler	0	0	1	0	0	0
School Assist	10	9	15	5	6	82
Security Check	113	266	156	299	187	295
Stop, Walk and Talk	160	122	141	204	156	72
Suicide Related Call	5	15	19	18	22	21
Suspicious Activity	58	61	60	52	47	50
Traffic Survey - Speed Trailer Deployment	0	6	4	5	9	5
Traffic or Parking Complaints	393	351	378	386	493	280
Transports	25	30	14	19	33	31
Warrant Served	20	23	22	22	20	9
Water Related Incident	1	6	7	8	22	7
Welfare Check	47	59	47	56	55	55
Total Amount	2,188	2,186	2,118	2,321	2,186	1,961

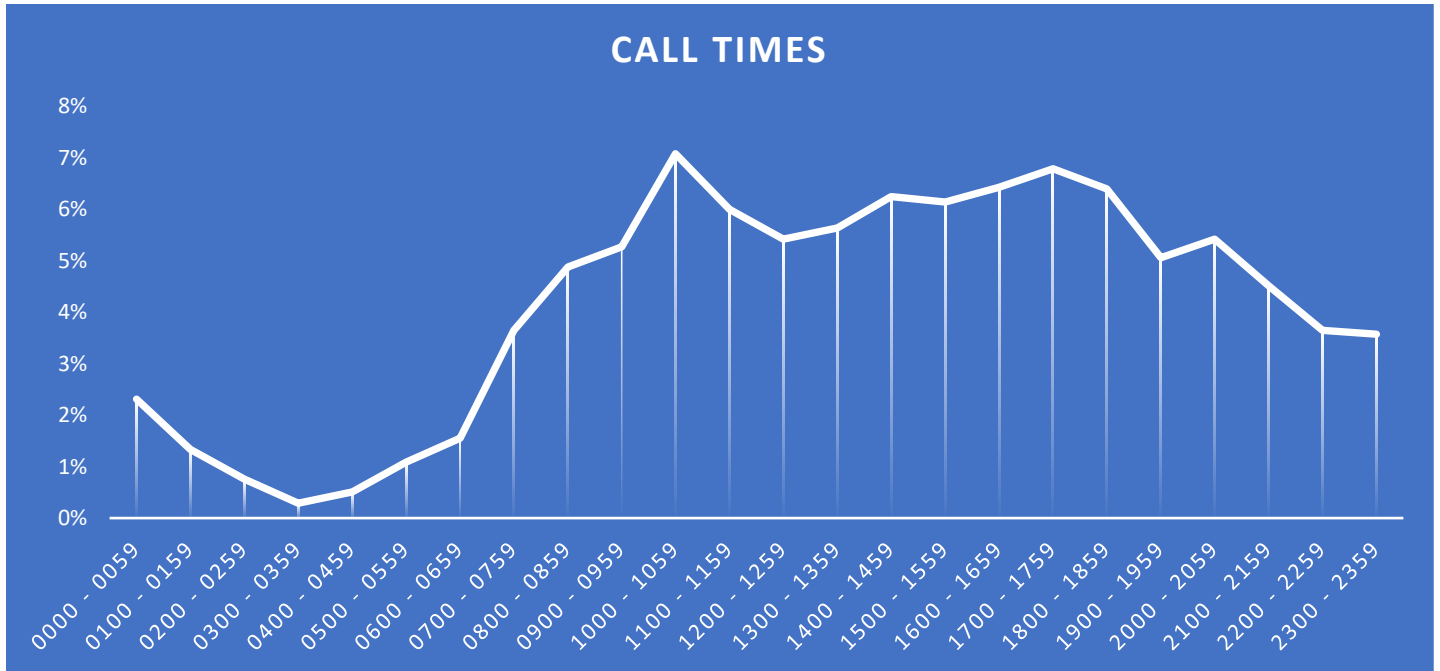
OTHER INCIDENTS OVER THE YEARS

The total other incidents where no crime, traffic violations, or motor vehicle crash occurred and were reported or handled by the Hamlin County Sheriff's Office since 2018.

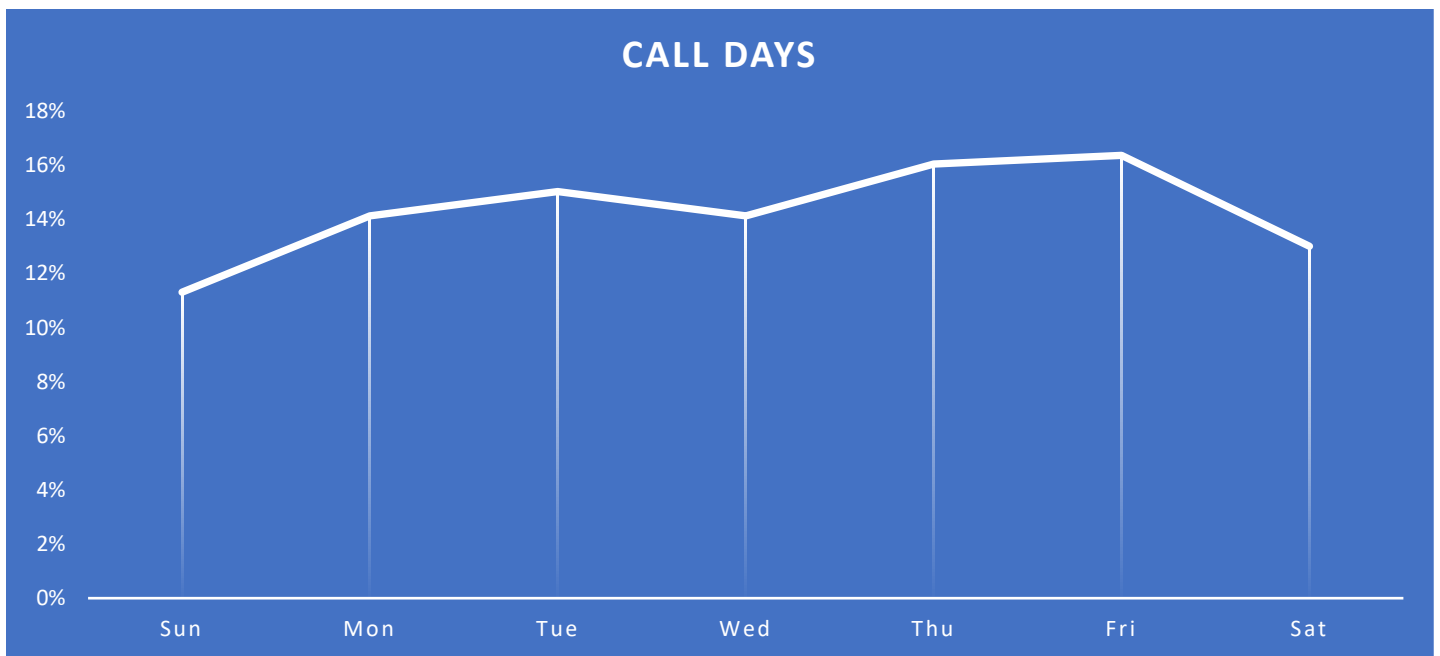


TIMES OF CALLS

The time when calls are made to the Hamlin County Sheriff's Office during 2023. The busiest hour is between 1000-1059hrs (10:00am to 10:59am) with the slowest time is between 0300-0359hrs (3:00pm to 3:59pm). Times are in 24-hour format.



The busiest day of the week is Fridays followed by Thursday. The slowest day of the week is on Sundays followed by Saturdays.



HAMLIN COUNTY SHERIFF'S OFFICE
2023 ANNUAL REPORT

TYPE OF LOCATIONS OF CALLS

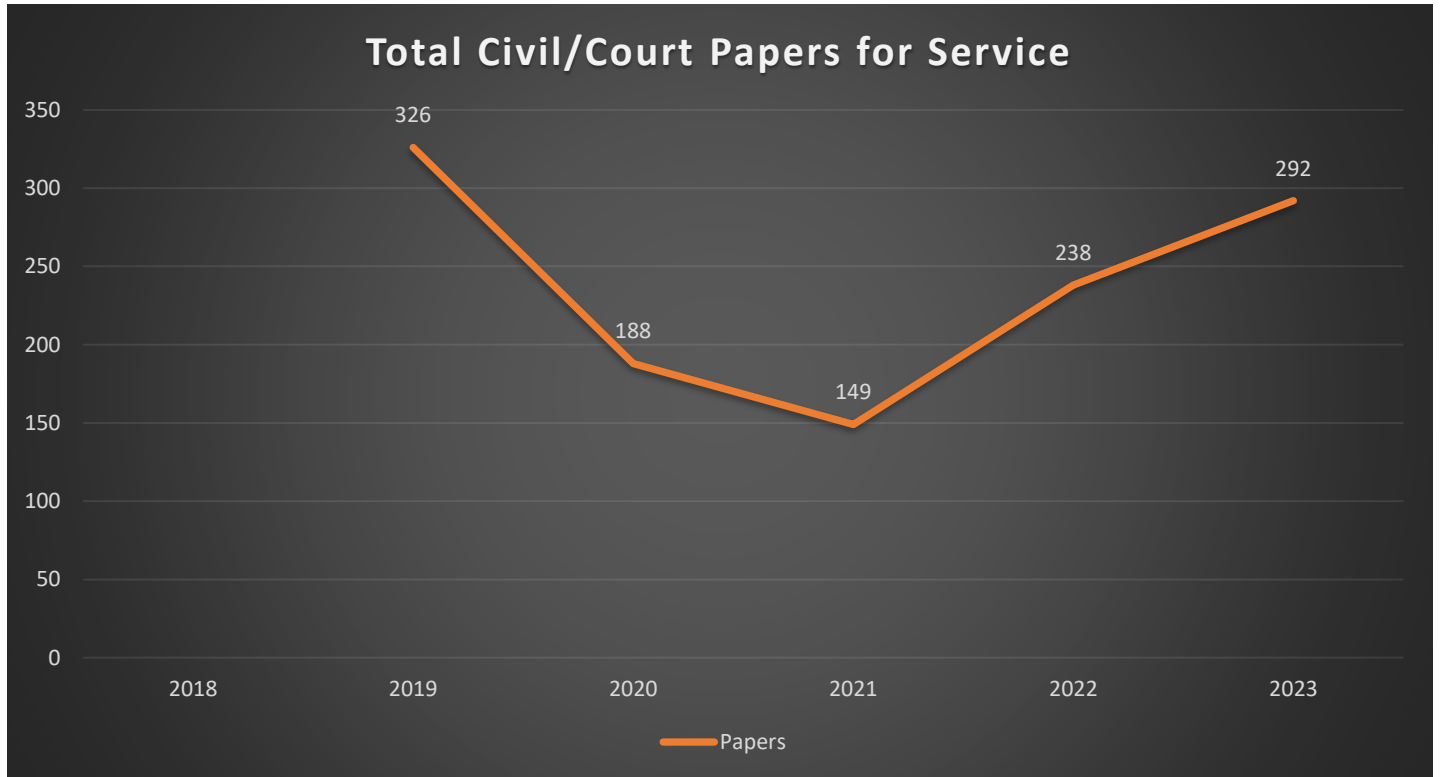
These are the locations where the calls or incidents have occurred in 2023.

LOCATIONS	Percentage
Bank	0.57%
Bar	2.87%
Church	0.69%
Commercial/Office Building	0.34%
Construction Site	0.11%
Convenience Store	1.38%
Department Store	0.11%
Doctor's Office/Hospital	0.34%
Field/Woods	0.80%
Government Property	2.41%
Grocery Store	0.80%
Highway/Road/Alley	59.93%
Hotel	0.34%
Lake/Waterway	0.69%
Parking Lot	1.26%
Rental Storage Facility	0.23%
Residence/Home	19.75%
Restaurant	0.00%
Gas Station	0.46%
Abandoned Structure	0.11%
ATM Separated from Bank	0.00%
Campground	0.46%
Daycare	0.00%
Farm Facility	0.69%
Casino	0.00%
Industrial Site	0.00%
Park/Playground	0.69%
School	3.21%
Shelter	0.00%
Community Center	0.00%
Cyberspace	2.30%

CIVIL PAPERS SERVICE

The numbers provided are the number of civil or court papers processed by the Hamlin County Sheriff's Office for individual services.

CIVIL SERVICE	2023	2022	2021	2020	2019
Total Amount of Civil/Court Papers	292	238	149	188	326



No data is available for 2018 on the number of civil/court papers processed.

CLOSING

Thank you for taking the time to review the Hamlin County Sheriff's Office annual report for 2023. Please note, that these numbers do not include any other law enforcement agencies' calls or data that occurred in Hamlin County, South Dakota.



SHERIFF CHAD SCHLOTTERBECK

300 4th Street - PO Box 208; Hayti, South Dakota 57241-0208

Phone: (605) 783-3232 Fax: (605) 783-1330

<https://hamlinco.us/sheriff/>

*"As Guardians of the Constitution, We will Serve our Communities with Honesty,
Integrity and Professionalism"*