



THE MOST TRUSTED
IN PROFESSIONAL COATING TECH

2026

TECH CATALOG

*Proprietary ultra-slick ceramic technology for
Auto, Aircraft, and Marine.*

Element119.com / SystemX.com



APPLICATION



If contaminated, use a clay bar to clean. If paint correction is required, do so before application.



Wash and completely dry surfaces to be coated.



Clean the paint using a 50% IPA (isopropyl alcohol) to water mix in a trigger sprayer. Mist the paint then wipe down with a microfiber towel.



Wipe on coating by hand using a sponge or coating block, panel by panel. After wiping on wait 60-240 seconds to flash (depending on temp) then buff off with a microfiber towel.



PRODUCT OVERVIEW

System X Max G+ provides superior resistance. Thicker than any coating WARRANTY on automobiles & more warranty on aircraft when installed

TECHNICAL DATA

EFFECTIVENESS

PENCIL HARDNESS

APPLICATION

BOTTLE SIZE

SHELF TIME

APPEARANCE

FILM THICKNESS

CHEM. RESISTANCE

TEMP. RESISTANCE

SALT SPRAY

ADHESION CROSS-CUT TA

APPLICATION



If contaminated, use a clay bar to clean. If paint correction is required, do so before application.



Wash and completely dry surfaces to be coated.



Clean the paint using a 50% IPA (isopropyl alcohol) to water mix in a trigger sprayer. Mist the paint then wipe down with a microfiber towel.



Wipe on coating by hand using a sponge or coating block, piece by piece. After wiping on wait 60-240 seconds to flash (depending on temp) then buff off with a microfiber towel.



PRODUCT OVERVIEW

System X Pro+ is an ultra-hydrophobic gloss. Pro has passed rigorous Boji Laboratory. This ensures Pro is 100% Pro+ has a **SIX YEAR WARRANTY** are met.

TECHNICAL DATA

EFFECTIVENESS

PENCIL HARDNESS

APPLICATION

BOTTLE SIZE

SHELF TIME

APPEARANCE

FILM THICKNESS

CHEM. RESISTANCE

TEMP. RESISTANCE

SALT SPRAY

ADHESION CROSS-CUT TA

APPLICATION



If contaminated, use a clay bar to clean. If paint correction is required, do so before application.



Wash and completely dry surfaces to be coated.



Clean the paint using a 50% IPA (isopropyl alcohol) to water mix in a trigger sprayer. Mist the paint then wipe down with a microfiber towel.



Wipe on coating by hand using a sponge or coating block, piece by piece. After wiping on wait 60-240 seconds to flash (depending on temp) then buff off with a microfiber towel.



PRODUCT OVERVIEW

System X Crystal+ ceramic coating protection. Crystal+ interlocks paint and can be washed off like a wax or sealant. It features a proprietary ceramic technology, Crystal+.

TECHNICAL DATA

EFFECTIVENESS

PENCIL HARDNESS

APPLICATION

BOTTLE SIZE

SHELF TIME

APPEARANCE

FILM THICKNESS

CHEM. RESISTANCE

TEMP. RESISTANCE

SALT SPRAY

ADHESION CROSS-CUT TA



APPLICATION



If contaminated, use a clay bar to clean. If paint correction is required, do so before application.



Wash and completely dry surfaces to be coated.



Clean the trim/plastic using a 50% IPA (isopropyl alcohol) to water mix in a trigger sprayer. Mist the paint then wipe down with a microfiber towel.



Wipe on coating by hand using a sponge or coating block, piece by piece. After wiping on wait 10-30 seconds to flash (depending on temp) then buff off with a microfiber towel.



PRODUCT OVERVIEW

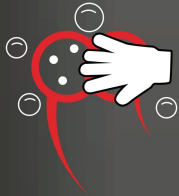
System X Revive rejuvenates plastic just like our other ceramics, providing a protective layer of factory trims and vehicle plastic.

TECHNICAL DATA

EFFECTIVENESS
PENCIL HARDNESS
APPLICATION
BOTTLE SIZE
SHELF TIME
APPEARANCE
FILM THICKNESS
CHEM. RESISTANCE
TEMP. RESISTANCE
SALT SPRAY
ADHESION CROSS-CUT TA



APPLICATION



Thoroughly clean surface with a non-oily interior-safe cleaner that leaves no sealant or residue.



Wipe the prepared surface with a damp towel (using water) to remove any remaining cleaning solution residue and dry thoroughly.



Wipe coating by hand using a white applicator pad, section by section. After wiping on, allow product to dwell for 30 seconds.



Wait 4 hours before driving. Do not clean coated surfaces for 1 week.



PRODUCT OVER

System X LVP utilizes flexible nano plastic surfaces. System X LVP pre

TECHNICAL DATA

EFFECTIVENESS

PENCIL HARDNESS

APPLICATION

BOTTLE SIZE

SHELF TIME

APPEARANCE

FILM THICKNESS

CHEM. RESISTANCE

TEMP. RESISTANCE

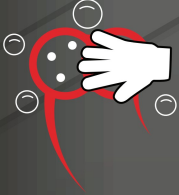
SALT SPRAY

ADHESION CROSS-CUT TA

APPLICATION



If scratched or pitted, polish glass with a cerium oxide slurry.



Wash and completely dry glass to be coated.



Clean the glass using 100% IPA, a strong solvent, or an industrial glass cleaner.



Wipe onto glass and buff until no residue remains.



PRODUCT OVERVIEW

System X Glass+ protects your wiring from micro scratches while making rain and de-icing in the winter easier. System X Glass+ is a protection technology. System X Glass+ is a protection technology.

TECHNICAL DATA

EFFECTIVENESS

PENCIL HARDNESS

APPLICATION

BOTTLE SIZE

SHELF TIME

APPEARANCE

FILM THICKNESS

CHEM. RESISTANCE

TEMP. RESISTANCE

SALT SPRAY

ADHESION CROSS-CUT TA



APPLICATION



Test an inconspicuous area to confirm compatibility.



If surface is not new, wash and dry it before application.



Spray in crisscross pattern assuring 100% coverage. Use dry sponge for tight knits.



Allow product to dry for 30 minutes

PRODUCT OVERVIEW

System X Textile protects all your car and stains clean up easily and quickly. Once hand and air dried, it provides great protection.

TECHNICAL DATA

EFFECTIVENESS

PENCIL HARDNESS

APPLICATION

BOTTLE SIZE

SHELF TIME

APPEARANCE

FILM THICKNESS

CHEM. RESISTANCE

TEMP. RESISTANCE

SALT SPRAY

ADHESION CROSS-CUT TA



APPLICATION



If contaminated, use a clay bar to clean. If paint correction is required, do so before application.



Wash and completely dry surfaces to be coated.



Clean the wheel using a 50% IPA (isopropyl alcohol) to water mix in a trigger sprayer. Mist the wheel then wipe down with a microfiber towel.



Wipe on coating by hand using a sponge or coating block. After wiping on wait 60-240 seconds to flash (depending on temp) then buff off with a microfiber towel.



PRODUCT OVERVIEW

System X Wheel+ comprises advanced ceramic nano coating resistant than ever before. This high performance coating is highly corrosive and damaging brake dust resistant. It is available in a resale value (US & Canada only).

TECHNICAL DATA

EFFECTIVENESS

PENCIL HARDNESS

APPLICATION

BOTTLE SIZE

SHELF TIME

APPEARANCE

FILM THICKNESS

CHEM. RESISTANCE

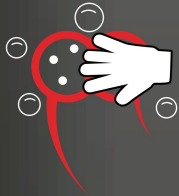
TEMP. RESISTANCE

SALT SPRAY

ADHESION CROSS-CUT TA



APPLICATION



Wash and completely dry surfaces to be coated.



Clean the paint using a 50% IPA (isopropyl alcohol) to water mix in a trigger sprayer. Mist the paint then wipe down with a microfiber towel.



Wipe on coating by hand using a sponge or coating block, panel by panel. Buff off with a microfiber towel.



Wait 20 minutes before driving, and 4 hours before getting wet.

PRODUCT OVERVIEW

System X Renew quick ceramic detailer is a top layer for ceramic coatings or a nano protection to your vehicle, providing long-term protection.

TECHNICAL DATA

EFFECTIVENESS

PENCIL HARDNESS

APPLICATION

BOTTLE SIZE

SHELF TIME

APPEARANCE

FILM THICKNESS

CHEM. RESISTANCE

TEMP. RESISTANCE

SALT SPRAY

ADHESION CROSS-CUT TA



