

Transition Training Walkthrough: New to Cirrus Aircraft



1 Navigate to <https://cirrusaircraft.com/>



This transition training is for pilots who completed their training in a plane other than a Cirrus aircraft (Cessna, Piper, Diamond, etc) and would like to fly Cirrus.

2 Click "Sign In"



3 Sign In or Create an Account

Password*



[Forgot Password?](#)


SIGN IN

—OR—

CREATE ACCOUNT

©2024 CIRRUS DESIGN CORPORATION D/B/A CIRRUS. ALL RIGHTS RESERVED.

4 Sign In



Welcome

Sign in to access your Cirrus digital properties including Cirrus Approach, Cirrus Store and more.

Username or Email

|



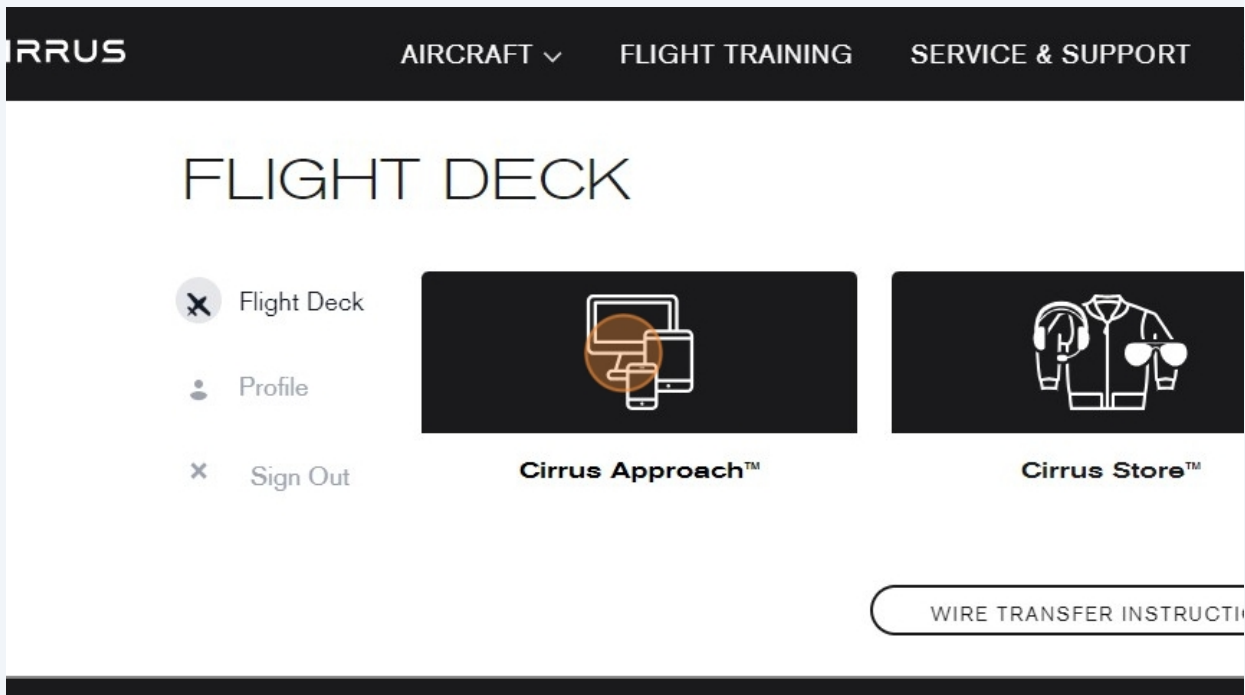
Password*



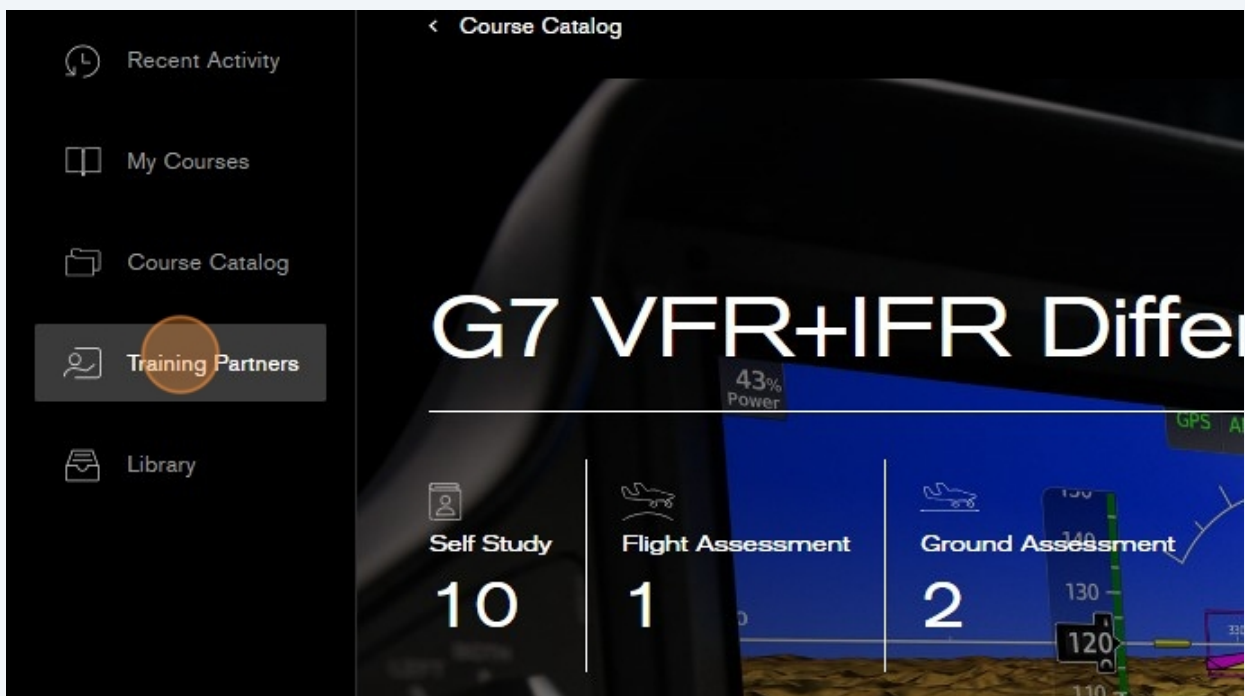
[Forgot Password?](#)

SIGN IN

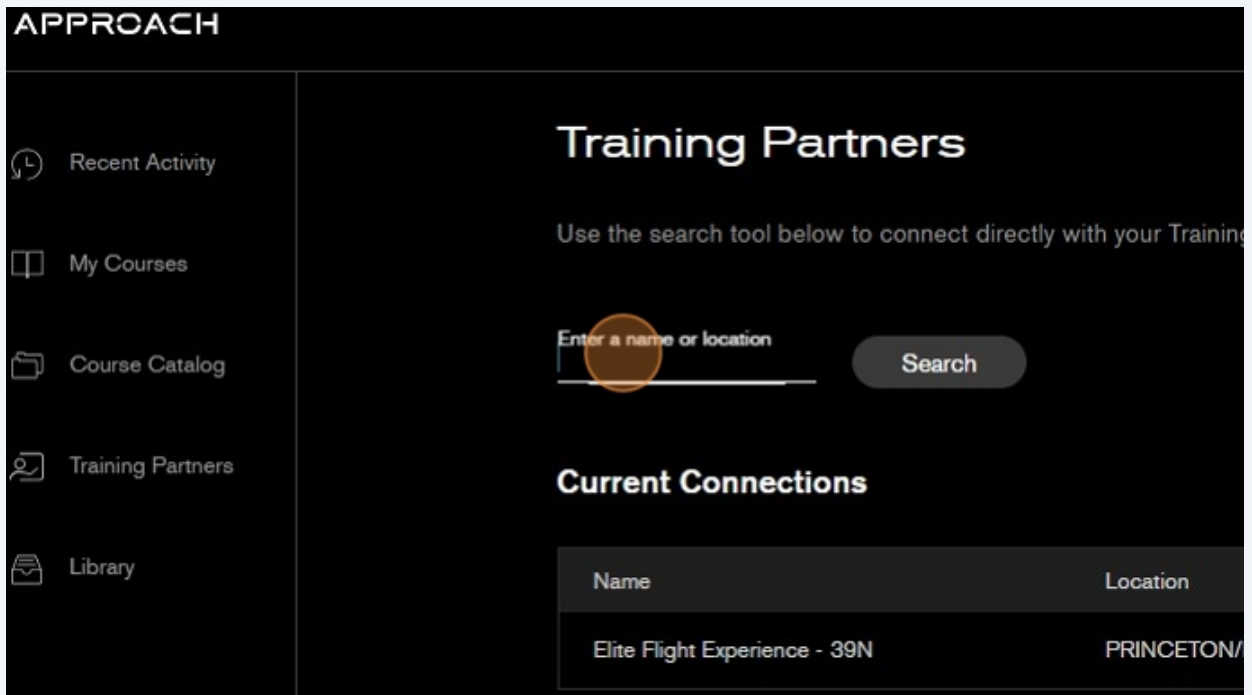
5 Click here.



6 Click "Training Partners"



7 Click the "Enter a name or location" field.



APPROACH

Recent Activity

My Courses

Course Catalog

Training Partners

Library

Training Partners

Use the search tool below to connect directly with your Training

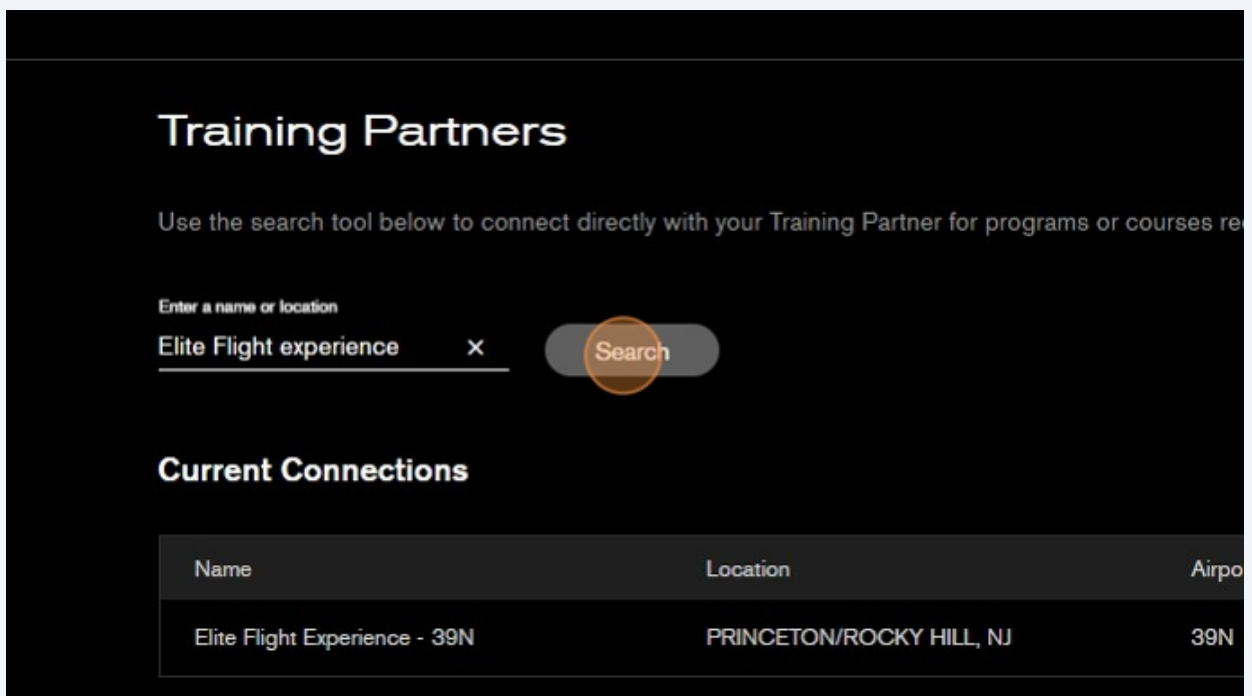
Enter a name or location

Search

Current Connections

Name	Location
Elite Flight Experience - 39N	PRINCETON/

8 Click "Search"



Training Partners

Use the search tool below to connect directly with your Training Partner for programs or courses re

Enter a name or location

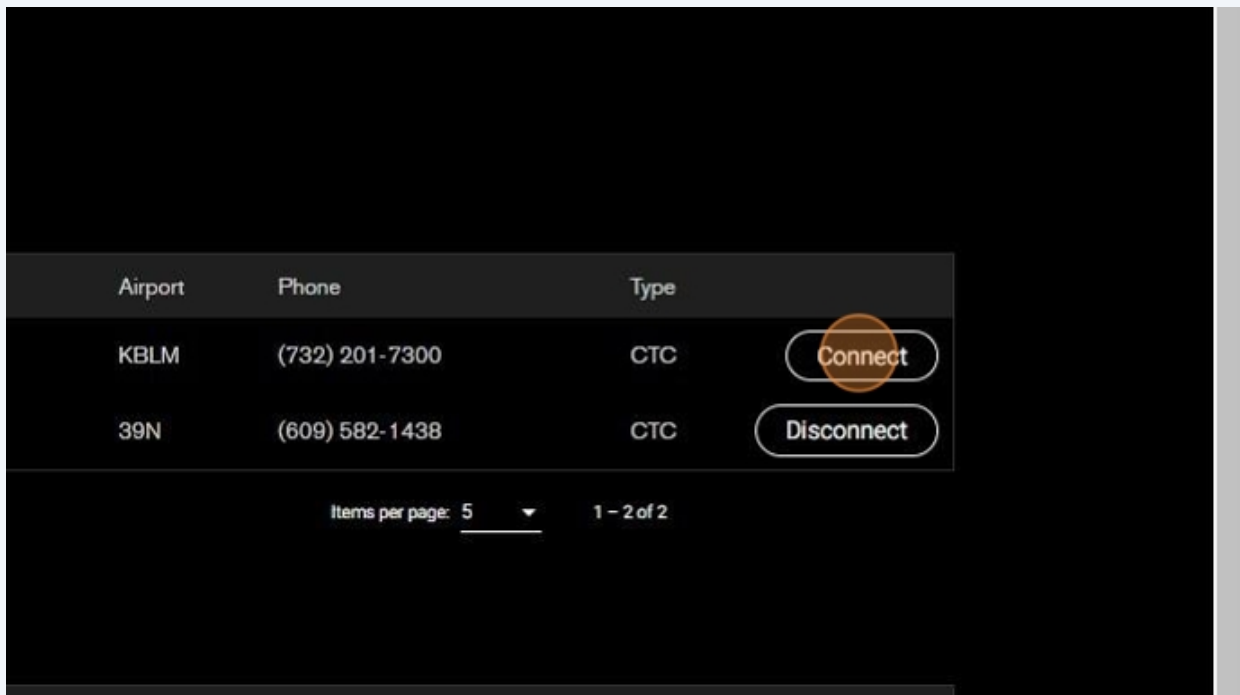
Elite Flight experience x

Search

Current Connections

Name	Location	Airpo
Elite Flight Experience - 39N	PRINCETON/ROCKY HILL, NJ	39N

9 Click "Connect"

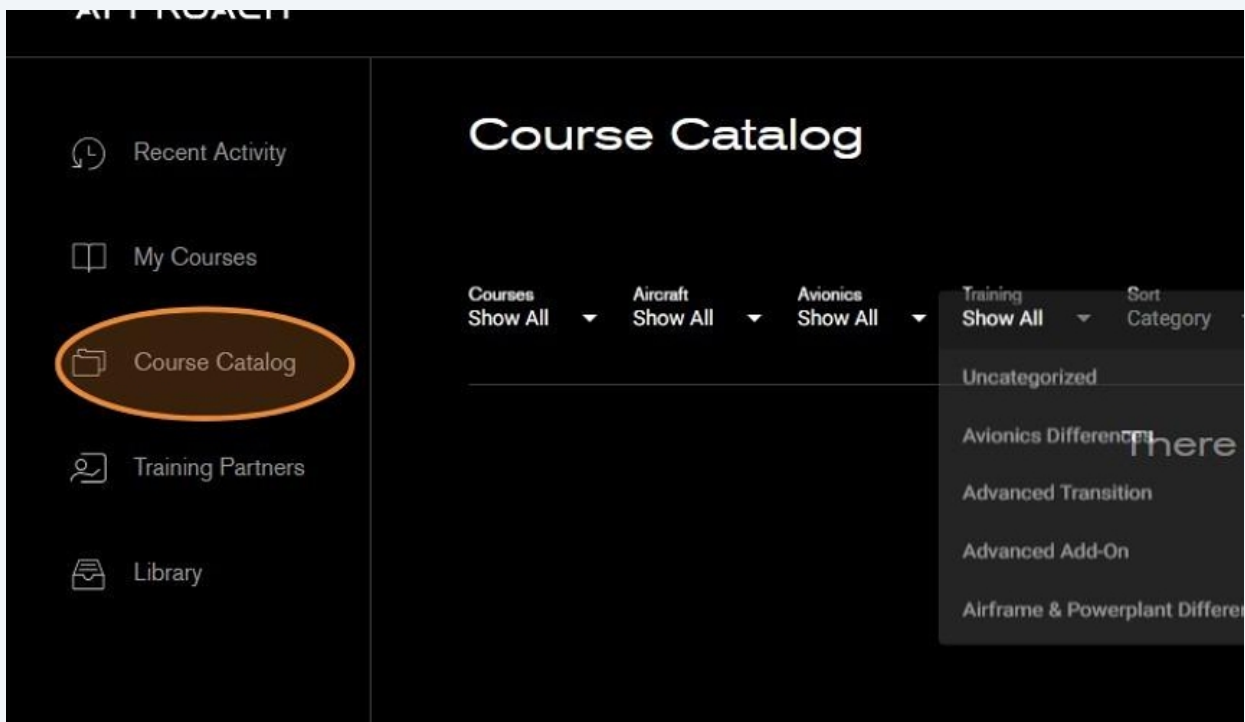


A screenshot of a dark-themed interface showing a table with three columns: 'Airport', 'Phone', and 'Type'. The first row contains 'KBLM', '(732) 201-7300', and 'CTC'. The second row contains '39N', '(609) 582-1438', and 'CTC'. To the right of each row is a button: 'Connect' for the first row and 'Disconnect' for the second. The 'Connect' button is circled in orange. Below the table, there is a pagination control showing 'Items per page: 5' and '1 - 2 of 2'.

Airport	Phone	Type	
KBLM	(732) 201-7300	CTC	Connect
39N	(609) 582-1438	CTC	Disconnect

Items per page: 5 1 - 2 of 2

10 Next, click "Course Catalog"



A screenshot of a dark-themed interface. On the left is a sidebar with menu items: 'Recent Activity', 'My Courses', 'Course Catalog' (circled in orange), 'Training Partners', and 'Library'. The main content area is titled 'Course Catalog' and features three dropdown menus: 'Courses Show All', 'Aircraft Show All', and 'Avionics Show All'. A fourth dropdown menu is open, showing 'Training Show All' and 'Sort Category'. The 'Training Show All' dropdown is open, showing a list of categories: 'Uncategorized', 'Avionics Differences', 'Advanced Transition', 'Advanced Add-On', and 'Airframe & Powerplant Differences'. The word 'There' is partially visible on the right side of the screen.

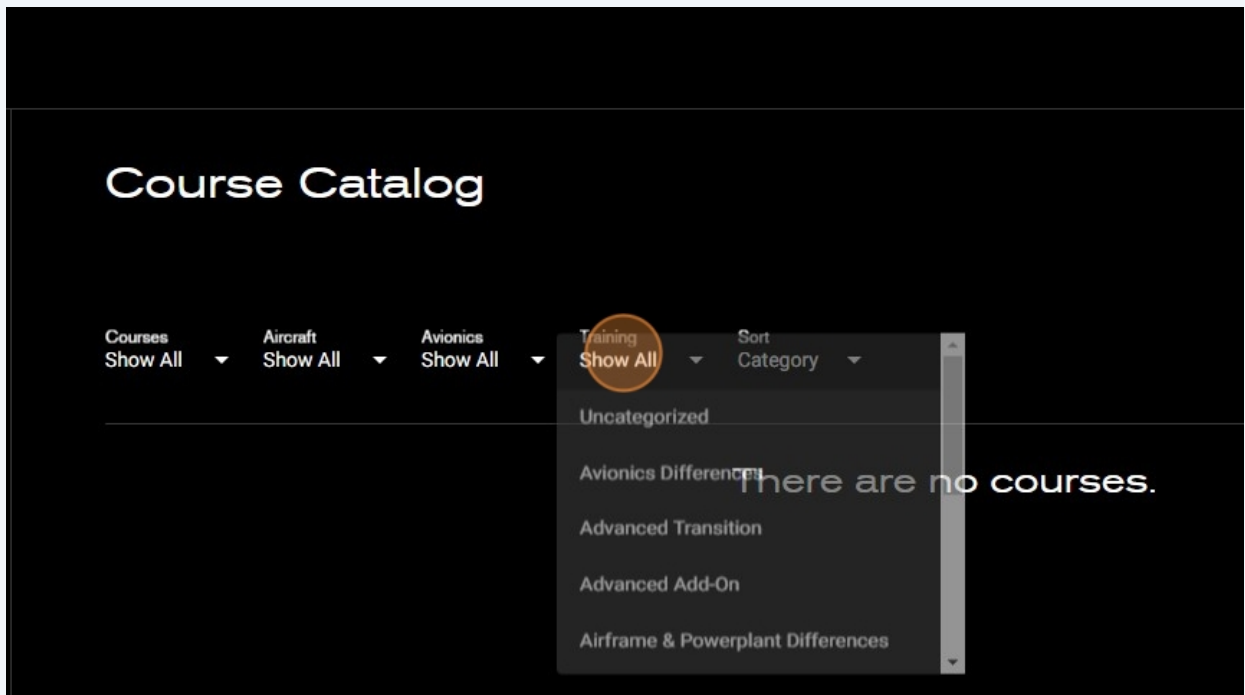
Course Catalog

Courses Show All Aircraft Show All Avionics Show All Training Show All Sort Category

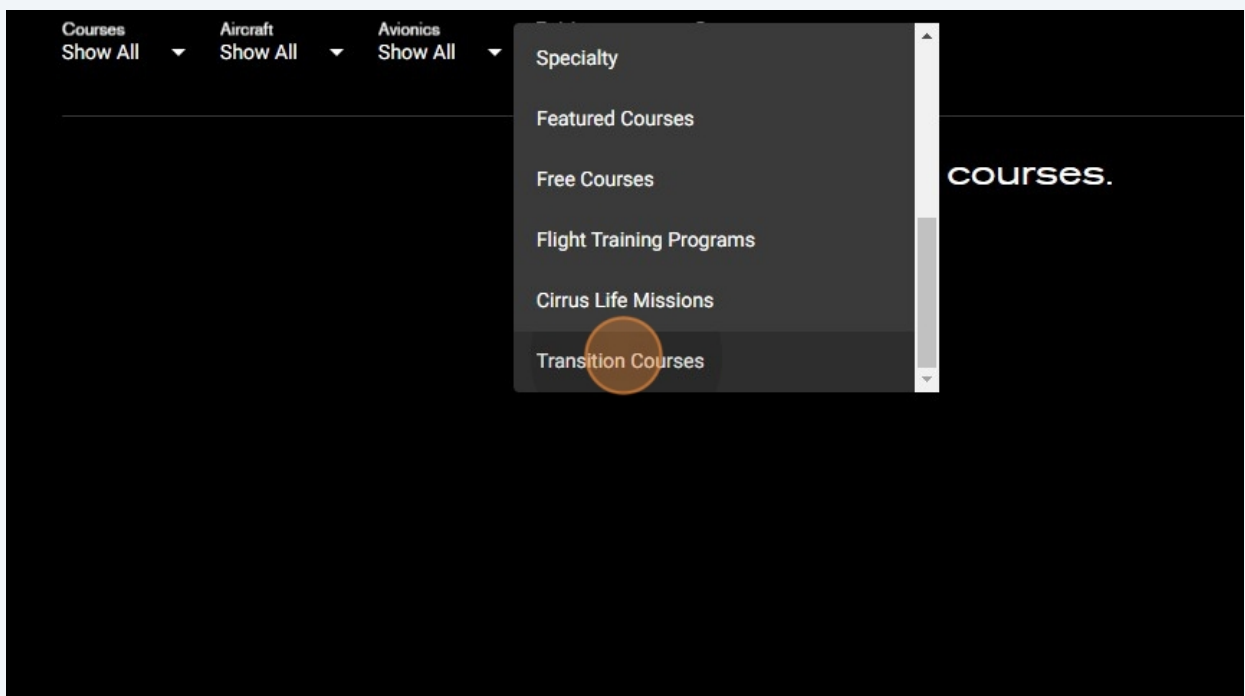
- Uncategorized
- Avionics Differences
- Advanced Transition
- Advanced Add-On
- Airframe & Powerplant Differences

There

11 Click "Show All"



12 Click "Transition Courses"



13 Click "Show All"

The screenshot shows a dark-themed user interface. On the left is a sidebar with icons and text for "My Courses", "Course Catalog", "Training Partners", and "Library". The main content area is titled "Transition Courses" and contains a paragraph: "Transition Courses are designed to familiarize you with your new Cirrus plane. After completing the VFR module, you will be awarded a VFR transition certificate. The whole course is completed. These courses REQUIRE a flight instructor. Choose the course that matches your new Cirrus model." Below the text, it says "11 Courses" followed by a "Show All" button circled in orange. Two course cards are visible, each with an "INSTRUCTOR REQ'D" badge and a photo of a cockpit. The first card is "SR20 Continental Avidyne Transition Course" and the second is "SR20 Continental Perspective Transition Course".

14 Choose one of these transition courses if you have never flown a Cirrus plane.

SR20 Lycoming Prospective+, SR22 Prospective+, or SR22 G7

A grid of 12 course cards is displayed. Each card features a photo of a cockpit or an aircraft, a title, and a price of \$700.00. The cards are: SR20 Continental Avidyne Transition Course, SR20 Continental Perspective Transition Course, SR22TN Perspective Transition Course, SR20 Lycoming Prospective+ Transition Course, SR22 Prospective+/Prospective+ Transition Course, SR20 Lycoming G7 Transition Course, SR22 Avidyne Transition Course, SR22T G7 Transition Course, SR22 G7 Transition Course, SR22T Prospective+/Prospective+ Transition Course, SR22TN Avidyne Transition Course, and SR22TN Prospective+/Prospective+ Transition Course. The "Show All" button from the previous screenshot is overlaid on the SR22 Prospective+/Prospective+ Transition Course card.

15 Click "Enroll Now"

