

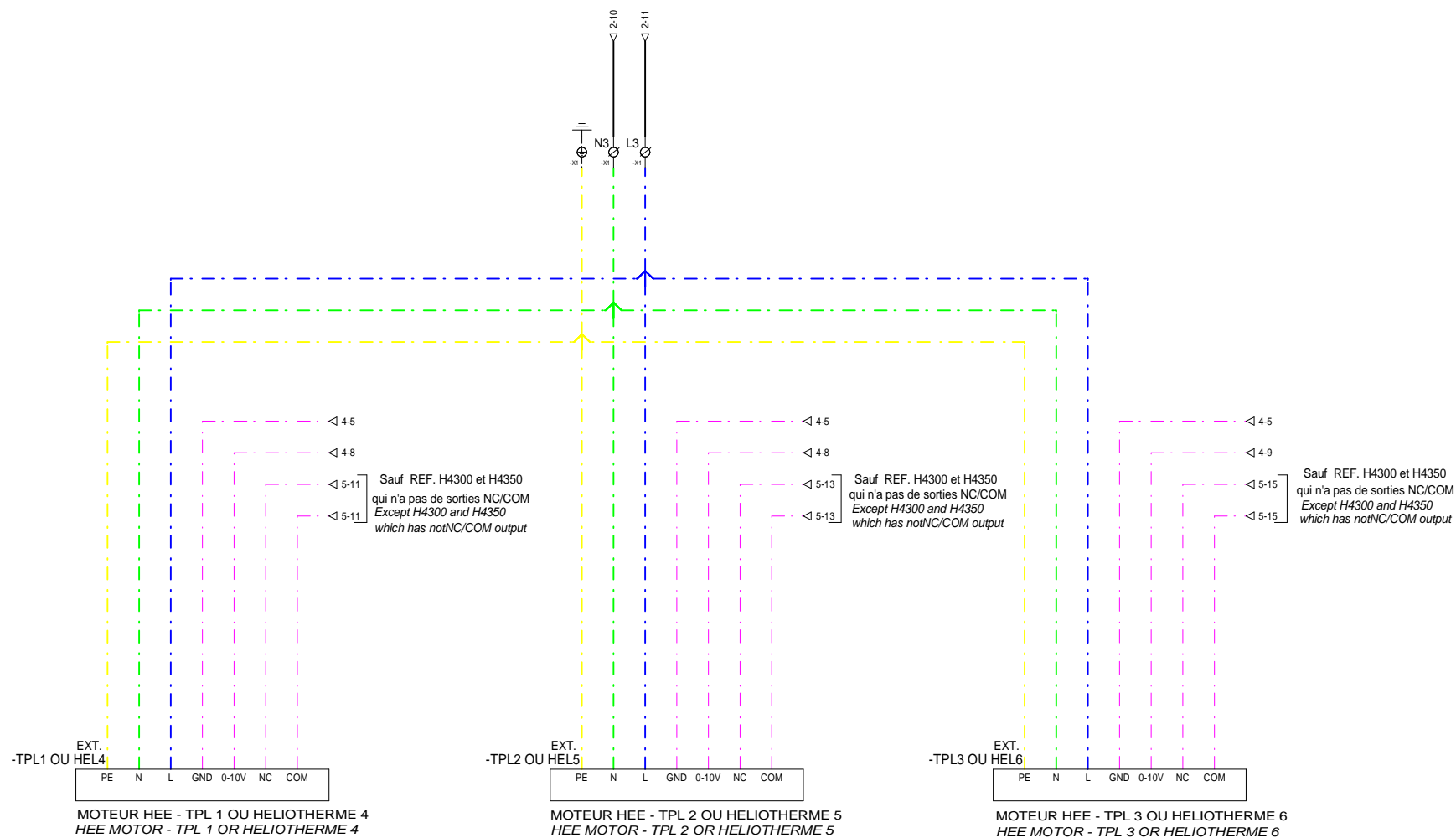
ARM

DESIGNATION :  
DESIGNATION :



PUISSANCE  
POWER

NUMERO DE SCHEMA DIAGRAM NUMBER <b>7400559</b>	INDICE INDEX <b>01</b>	FOLIO FOLIO <b>2/7</b>
--	------------------------------	------------------------------



ARM

DESIGNATION :  
DESIGNATION :



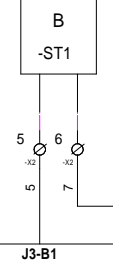
PUISSANCE  
POWER

NUMERO DE SCHEMA  
DIAGRAM NUMBER  
7400559

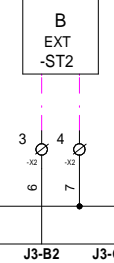
INDICE  
INDEX  
01

FOLIO  
FOLIO  
3/7

SONDE DE TEMPERATURE AMBIANCE  
ROOM TEMPERATURE SENSOR

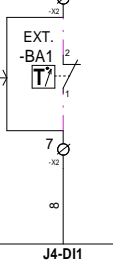


SONDE DE TEMPERATURE TPL  
TPL TEMPERATURE SENSOR

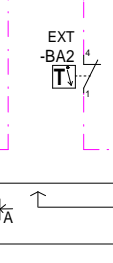


Supprimer schunt avec thermostat change over  
Suppress schunt with change over thermostat

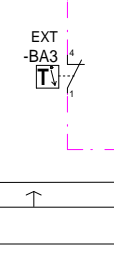
THERMOSTAT CHANGE OVER  
CHANGE OVER THERMOSTAT



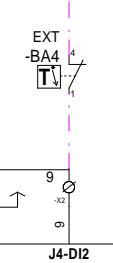
THERMOSTAT ANTIGEL 1  
ANTIFREEZE 1 THERMOSTAT



THERMOSTAT ANTIGEL 2  
ANTIFREEZE 2 THERMOSTAT



THERMOSTAT ANTIGEL 3  
ANTIFREEZE 3 THERMOSTAT



Supprimer schunt avec thermostat antigel concerné  
Suppress schunt with antifreeze thermostat concerned

# CARREL $\mu$ PC

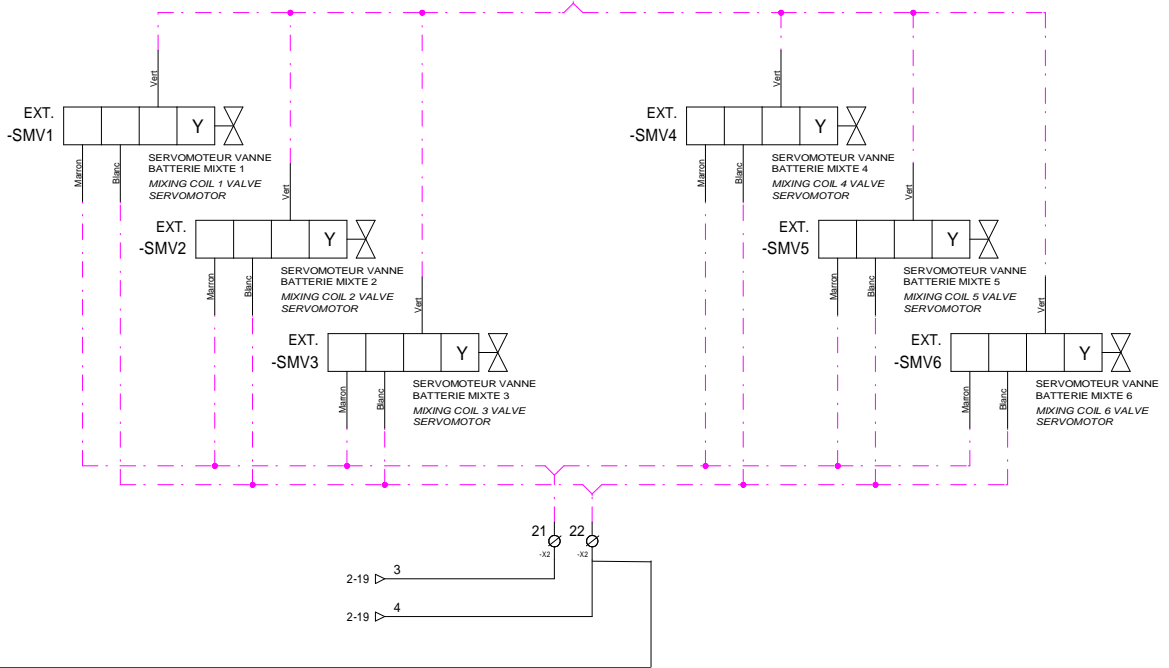
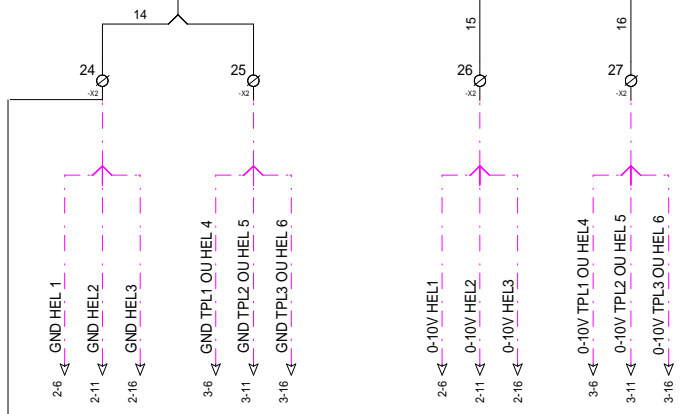
J1-G J1-G0

J5-GND

J5-Y1

J5-Y2

J5-Y3



SHUNT A CONSERVER  
MAINTAIN SHUNT

ARM

DESIGNATION :  
DESIGNATION :

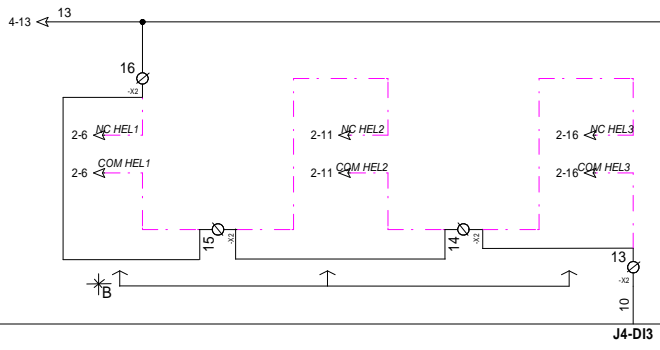


COMMANDE  
CONTROL

NUMERO DE SCHEMA  
DIAGRAM NUMBER  
**7400559**

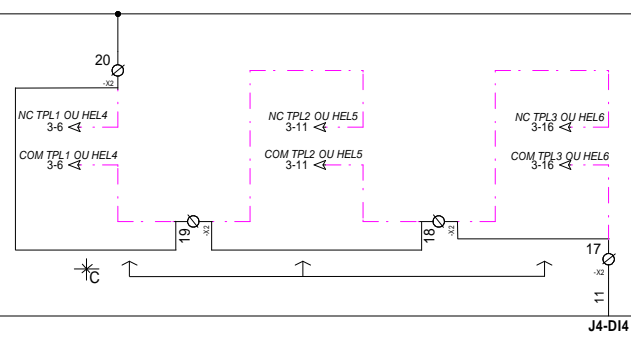
INDICE  
INDEX  
**01**

FOLIO  
FOLIO  
**4/7**

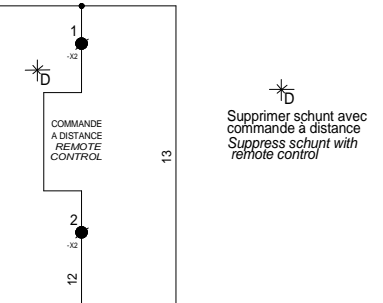


\*B  
Supprimer schunt avec  
héliotherme concerné SAUF REF. H4300 et H4350  
Suppress schunt with  
héliotherme concerned EXCEPT WITH REF.  
H4300 and H4350

\*C  
Supprimer schunt avec  
héliotherme concerné SAUF REF. H4300 et H4350  
Suppress schunt with  
héliotherme concerned EXCEPT WITH REF.  
H4300 and H4350

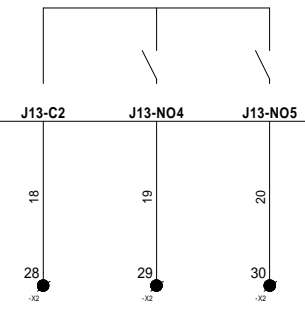
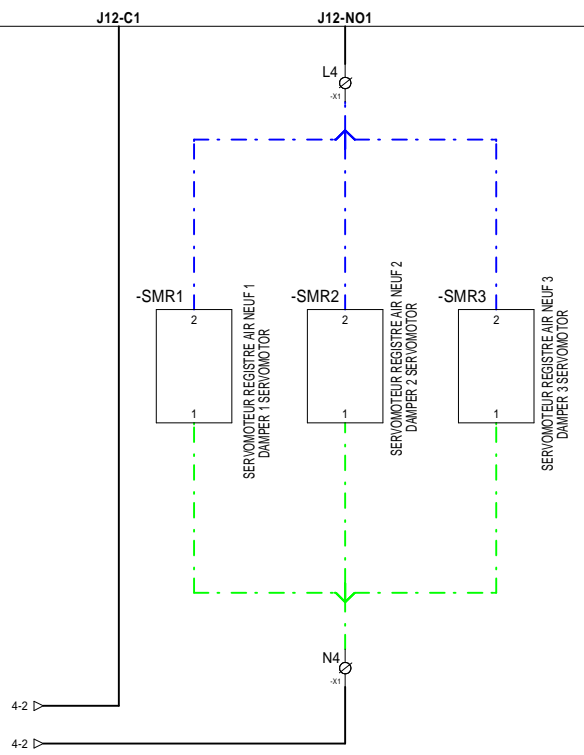
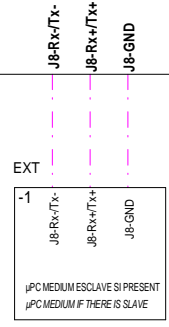


J4-DI3  
J4-DI4  
J4-DI5  
J4-DIC1



\*D  
Supprimer schunt avec  
commande à distance  
Suppress schunt with  
remote control

# CARREL μPC



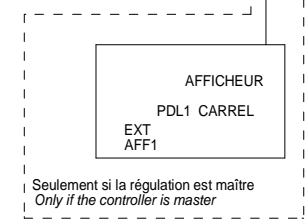
CONTACT "NO"  
SYNTHESE DEFAULTS  
DANGER  
(250V 1A MAXI)

CONTACT "NO"  
SYNTHESE DEFAULTS  
MAINTENANCE  
(250V 1A MAXI)

"NO" CONTACT  
FAULT RELAY  
SYNTHESE DANGER  
(250V 1A MAXI)

"NO" CONTACT  
FAULT RELAY SYNTHESE  
MAINTENANCE  
(250V 1A MAXI)

(BORNES ORANGE)  
(ORANGE TERMINALS)



ARM

DESIGNATION :  
DESIGNATION :

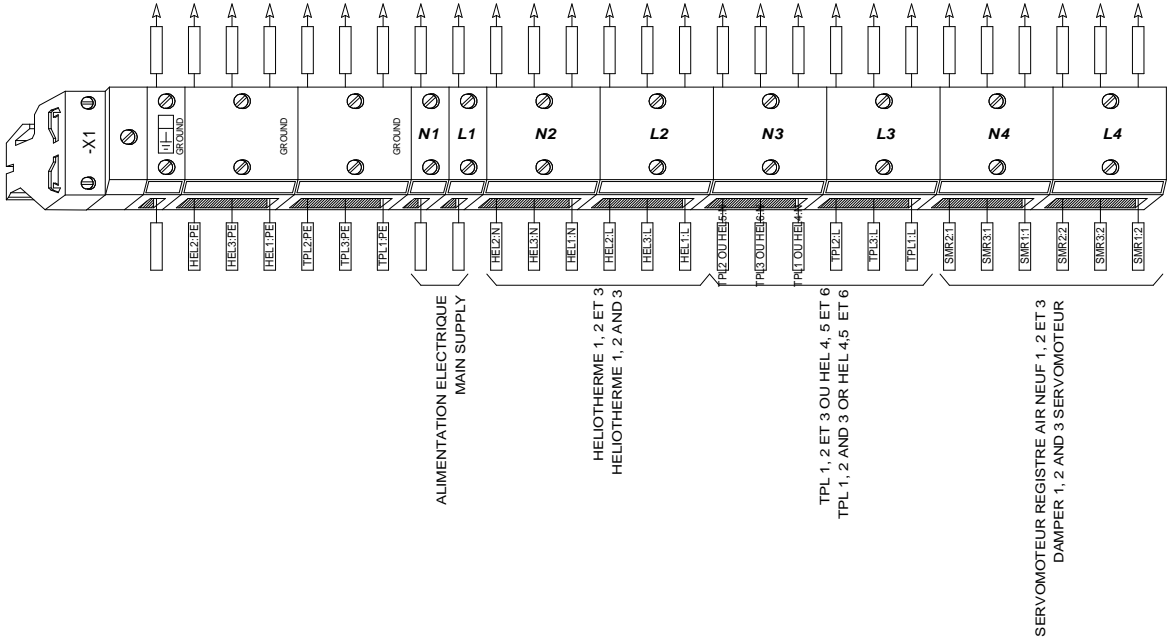


COMMANDE  
CONTROL

NUMERO DE SCHEMA  
DIAGRAM NUMBER  
7400559

INDICE  
INDEX  
01

FOLIO  
FOLIO  
5/7



ARM

DESIGNATION :  
DESIGNATION :



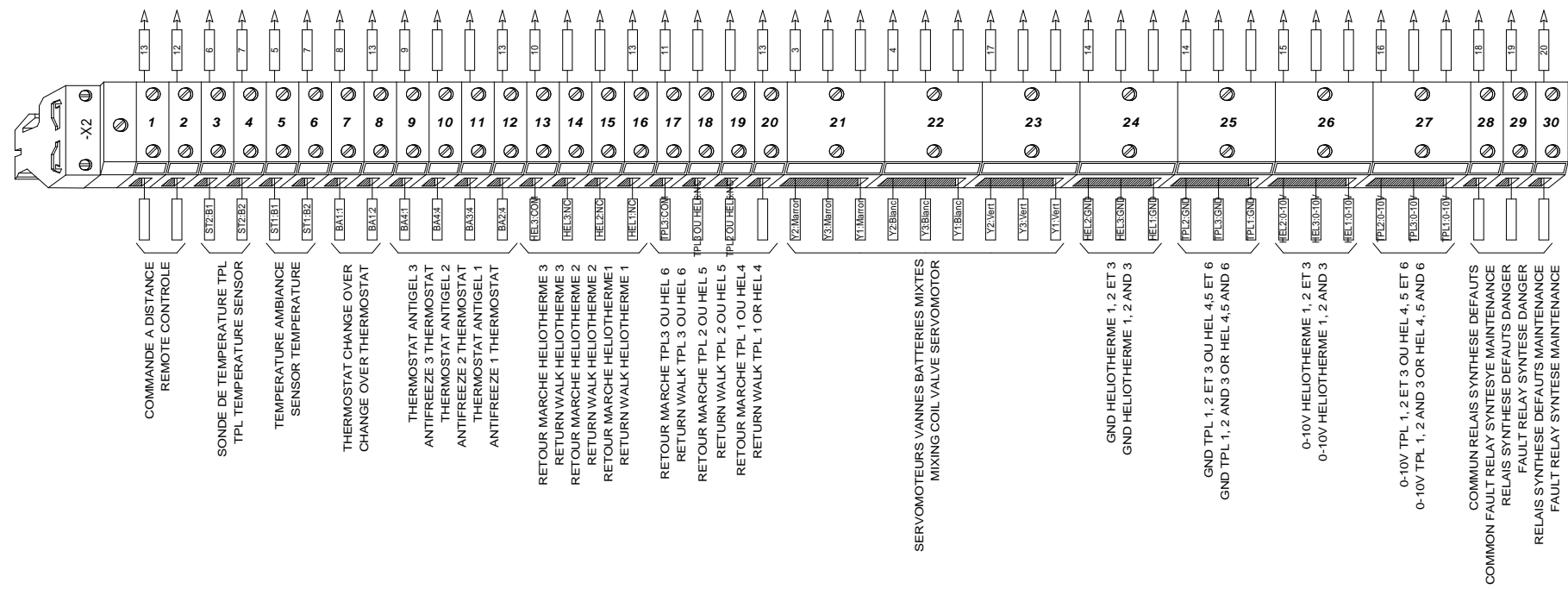
Bornier : X1

X1 - 1/1

NUMERO DE SCHEMA  
DIAGRAM NUMBER  
**7400559**

INDICE  
INDEX  
**01**

FOLIO  
FOLIO  
**6/7**



ARM

DESIGNATION :  
DESIGNATION :



Bornier : X2

X2 - 1/2

NUMERO DE SCHEMA  
DIAGRAM NUMBER

7400559

INDICE  
INDEX

01

FOLIO  
FOLIO

7/7