



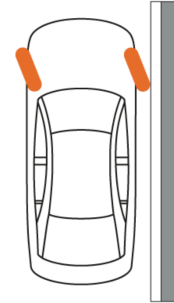
## **P** Hill Parking Guidelines

### **Uphill with a Curb**

- Signal + check mirrors + shoulder check.
- Park 6–10 inches from curb.
- Turn wheels **left (away from curb)**.
- Shift to park + handbrake on.

#### **Getting Out:**

- Release the parking brake and shift to Drive.
- Mirror+ Signal+ shoulder check.
- Steer right + merge back into traffic.



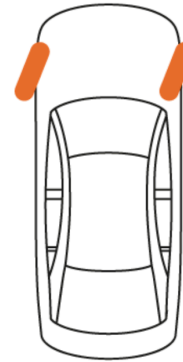
Point wheels away  
from curb

### **Uphill or Downhill without a Curb**

- Signal + check mirrors + shoulder check.
- Park safely **off the road**.
- Turn wheels **right (toward the side of the road)**.
- Shift to park + handbrake on.

#### **Getting Out:**

- Release the parking brake and shift to Drive.
- Straighten the wheel while checking your surroundings. Signal when it's safe, do a shoulder check, and move forward into the traffic



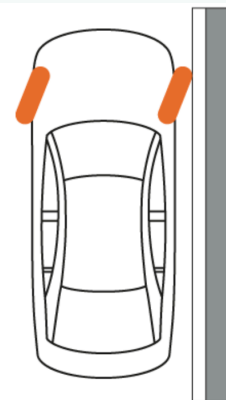
Point wheels to the right

### **Downhill with a Curb**

- Signal + check mirrors + shoulder check.
- Park 6–12 inches from curb.
- Turn wheels **right (toward the curb)**.
- Shift to park + handbrake on.

#### **Getting Out:**

- Release the parking brake and shift to Drive.
- Straighten the wheel while checking your surroundings. Signal when it's safe, do a shoulder check, and move forward into the traffic



Point wheels towards  
the curb