

## **Contents**

<b><u>1. Roof Upgrade .....</u></b>	
<b><u>2. Front Terrace WPC Decking (2m) .....</u></b>	
<b><u>3. Exterior Metal Carving Panels .....</u></b>	
<b><u>4. Interior Wall Upgrade (Carbon Crystal Board) .....</u></b>	
<b><u>5. SPC Stone Plastic Composite Flooring .....</u></b>	
<b><u>6. Glass Curtain Wall (Fixed, with Windows) .....</u></b>	
<b><u>7. Glass Curtain Wall (Sliding) .....</u></b>	
<b><u>8. Sliding Glass Door (1900mm x 2235mm) .....</u></b>	
<b><u>9. Laundry Cabinet.....</u></b>	
<b><u>10. Sunroom 6 x 3.....</u></b>	
<b><u>11. Double Garage 6 x 6.....</u></b>	
<b><u>12. Flat Roof.....</u></b>	
<b><u>13. Laundry.....</u></b>	

# **Māori In Business – Upgrade Options 2025**

*You can customise your home with the following upgrade options, including roof extensions, decking, premium wall finishes, and flooring. All prices include GST. Descriptions are provided to help you understand the materials used for each feature.*

---


## **1. Roof Upgrade**

A steel-framed extended roof to provide added protection from rain and sun. Ideal for outdoor areas and improving weather resistance.

**20ft Roof \$2330 Terrace 2 metres Wood-plastic deck = \$2330 Total \$4660**

**30ft Roof \$2670 Terrace 2 metres Wood-plastic deck = \$2330 Total \$5000**

**40ft Roof \$3,335 Terrace 2 metres Wood-plastic deck = \$2330 Total \$5665**




---



## **2. Front Terrace WPC Decking (2m)**

A 2m steel-framed covered front porch, great for entry areas or enjoying time outdoors. Adds value and comfort to the home. WPC (Wood-Plastic Composite) decking is a long-lasting, low-maintenance alternative to wood. Resistant to rot, moisture, and insects. Available in multiple colours and finishes.

**Price: 2 metres Wood-plastic deck = \$2330**



---

### **3. Exterior Metal Carving Panels**

These 16mm thick panels provide added insulation to your home, helping to maintain warmth in winter and keep cool in summer. Made with a high-performance polyurethane core, they offer excellent flame-retardant properties and are fully waterproof and moisture-resistant. The panels are designed to handle tough weather conditions while improving the thermal efficiency of your home. Colour options can be customised to suit your preferences, adding a beautiful finish that enhances the overall appearance of your house.

- 20ft – \$966 NZD
- 30ft – \$1,450 NZD
- 40ft – \$1,935 NZD

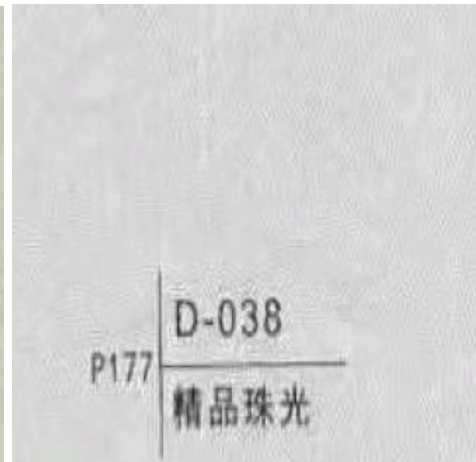


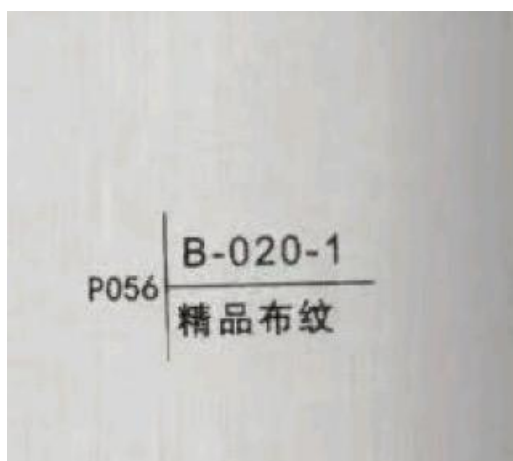



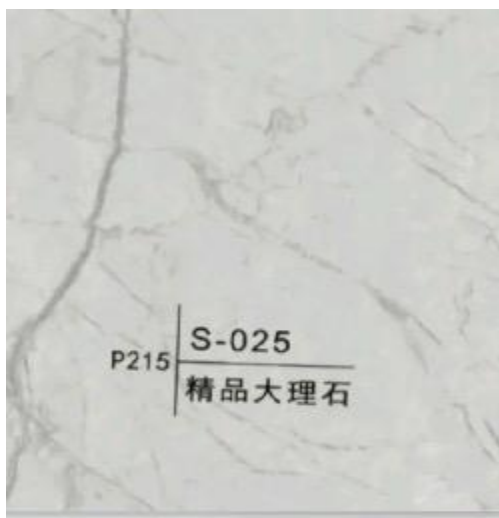
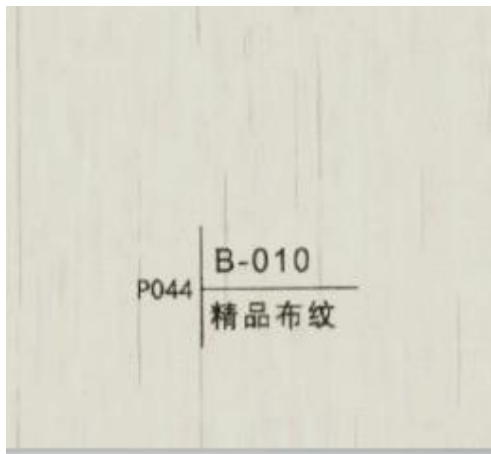
## **4. Interior Wall Upgrade (Carbon Crystal Board)**

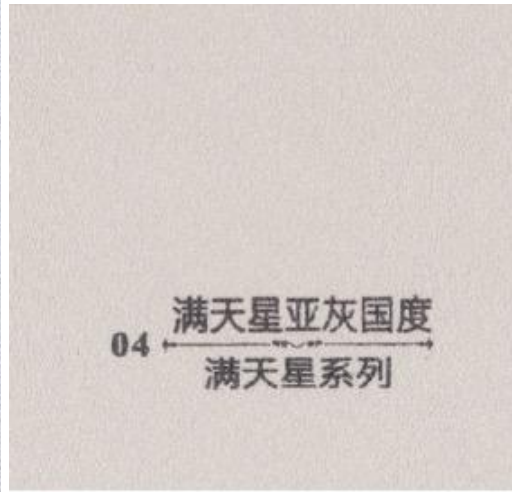
Carbon crystal board is a modern, fire-resistant interior wall material designed to improve both safety and comfort. It offers excellent thermal insulation, helping to regulate indoor temperatures while reducing energy use. The surface has a clean, smooth finish that gives a modern look without the need for extra lining or painting. It's lightweight yet durable, easy to install, and resistant to mould and moisture. This upgrade is perfect for those wanting a high-performance, low-maintenance finish inside their home.

- 20ft – \$1,610 NZD
- 30ft – \$2,530 NZD
- 40ft – \$2,760 NZD











---

## 5. SPC Stone Plastic Composite Flooring

- Fully Waterproof – Can be immersed in water without damage.
  - Durable Surface – Coated with UV protection and a high-grade wear layer (AC4–AC5), ideal for long-term use.
  - Stable in Heat – Won't warp or expand, even with underfloor heating (up to 60°C).
  - Healthy & Safe – No glue or formaldehyde, making it a safer choice for your whānau.
  - Easy Installation – Lock-together system — no glue, nails, or keels required.
  - Material: Natural stone powder + high molecular resin
  - Finish: Smooth, durable, and stylish — perfect for kitchens, bathrooms, and everyday living areas.
- 
- 20ft \$785
  - 30ft \$1165
  - 40ft \$1560





**9016**



**9010**



**9011**



**8007**



**8009**



**8005**



**7006**



**9005**



**9008**



**9009**



**9015**



**7008**



**9013**



**7005**



**7009**



**9007**



**8006**



**9006**



**8008**



**9012**



**7007**



## **6. Glass Curtain Wall (Fixed, with Windows)**

A large fixed glass panel wall with integrated windows for light and airflow.  
Perfect for scenic views and open-plan living.

**Price: \$780 NZD (incl. GST)**



---

## **7. Glass Curtain Wall (Sliding)**

A full sliding glass wall that opens up your space to the outdoors.  
Includes secure framing and smooth track operation.

**Price: \$966 NZD (incl. GST) for one side**





## **8. Sliding Glass Door (1900mm × 2235mm)**

Single full-height sliding glass door, ideal for lounge or entry points.

Framed in aluminium with tempered safety glass.

**The standard configuration is one door; if you need to increase the quantity, there will be an additional fee.**

**Price: \$780 NZD (incl. GST)**



## **9. Laundry Cabinet**

**Price \$300 NZD (incl. GST)**



## 10. Sunroom

Price: 6m x 3m Sunroom (Glass Terrace) When bundled with a 20ft house

Total (GST only): \$7,600 NZD (30ft and 40ft freight will increase)

(=\$5,780 + 15% GST)

Size: 6m x 3m (approx)

Use: Enclosed living space, dining, or extra lounge

Delivered as flatpack and installed alongside your whare or stand-alone



## 11.Double Garage 6 x 6 kitset

Price:When bundled with a 20ft house

- 6m × 6m Double Garage  
Total (GST only): \$7,000 NZD (30ft and 40ft freight will increase)  
(= \$5,100 + 15% GST)  
Delivered as flatpack steel-frame build  
Can be used as storage, workshop, or parking can be customised



Concrete is poured on the floor of the garage frame for stability, strength and forming the ramp



## 12. 🏠 Flat Roof Expandable Homes (GST Incl.)

Model Flat Roof

Total

20 ft Expandable Whare


\$31,000 NZD

30 ft Expandable Whare

\$43,800 NZD

40 ft Expandable Whare

\$52,700 NZ



## 13. Laundry

- NZD (incl. GST): \$787
- Includes interior & exterior thermal break aluminium doors

