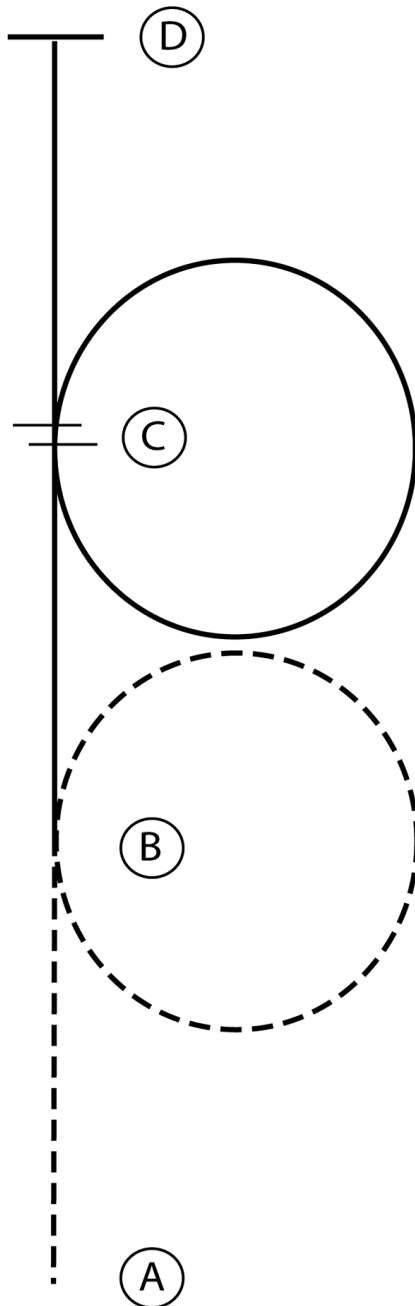


New Jersey Horse Association

Equitation (Jr, Int and Sr)

Show Date: 05-04-2025



1. Sitting trot A to B
2. At B posting trot circle to the right around B on the left diagonal
3. At B canter on the right lead to and in a circle around C
4. At C perform a simple lead change and continue to D
5. Stop at D

Walk
Trot	-----
Extended Trot	-----
Canter	=====
Leg Yield	
Lead Change	↗↘
Back	←←←←←
Marker	⊙
Sidepass	←-----→

[HSE/2-17]

Pattern Provided by:

NJHA

New Jersey Horse Association

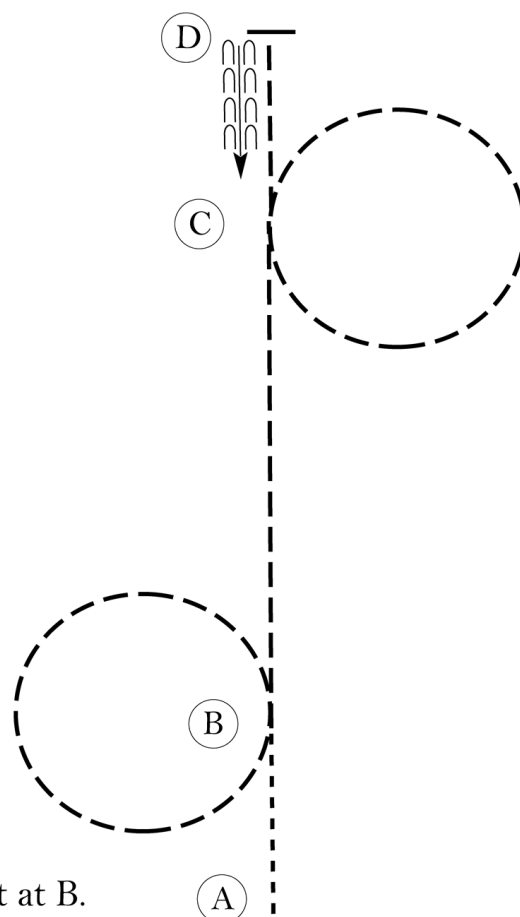
Equitation (Youth W/T, Novice, W/T 12 and up and Masters)

Show Date: 05-04-2025

Be ready before A.

1. Walk A to B.
2. Posting trot a circle to the left at B.
3. Sitting trot to C.
4. Trot a circle to the right at C.
5. Continue to trot to D.
6. Stop at D and back approximately one horse length.

Follow the instructions of your ring steward.



Walk	-----
Trot	- - - - -
Extended Trot	— — — — —
Canter	—————
Leg Yield	
Lead Change	— / —
Back	← ← ← ← ←
Marker	(B)
Sidepass	← — — — — →
Hand Gallop	—————

[HSE/WT-42]

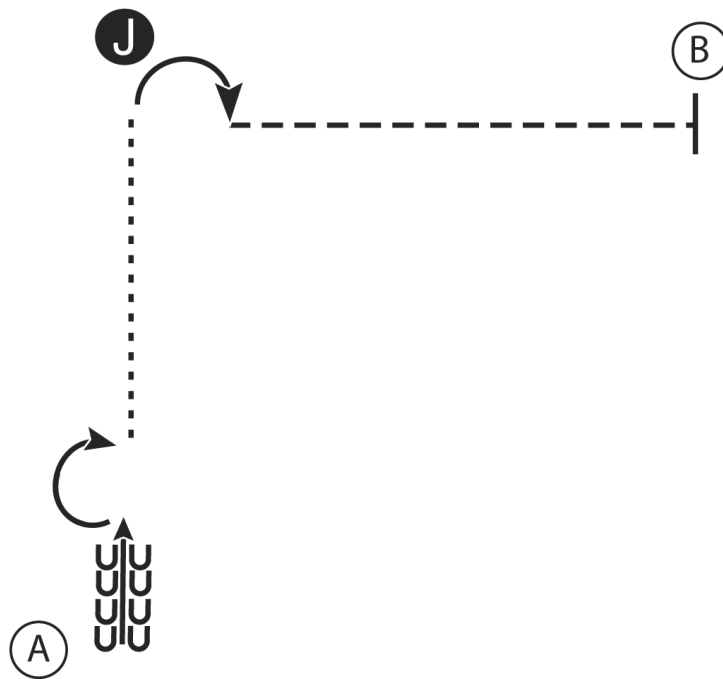
Pattern Provided by:

NJHA


New Jersey Horse Association

Showmanship (W/T 12 and up)

Show Date: 05-04-2025



1. Back 4 steps at A
2. Perform a 180 degree turn
3. Walk to the judge and set up for inspection
4. When dismissed perform a 90 degree turn and trot to B
5. Stop at B

Walk
Trot - - - - -
Back ← 
Marker (B)
Judge (J)

[S/1-2]

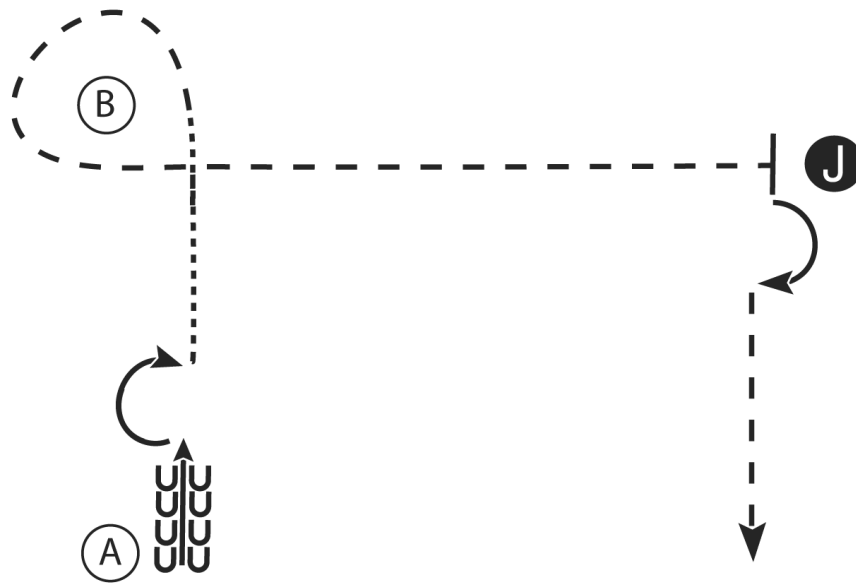
Pattern Provided by:

NJHA

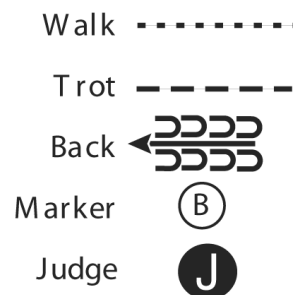
New Jersey Horse Association

Showmanship (Jr, Int, & Sr)

Show Date: 05-04-2025



1. At A back 4 steps
2. Perform a 180 degree turn
3. Walk to B
4. At B trot around B and to the judge, set up for inspection
5. When dismissed perform a 90 degree turn and trot straight away from the judge



[S/2-1]

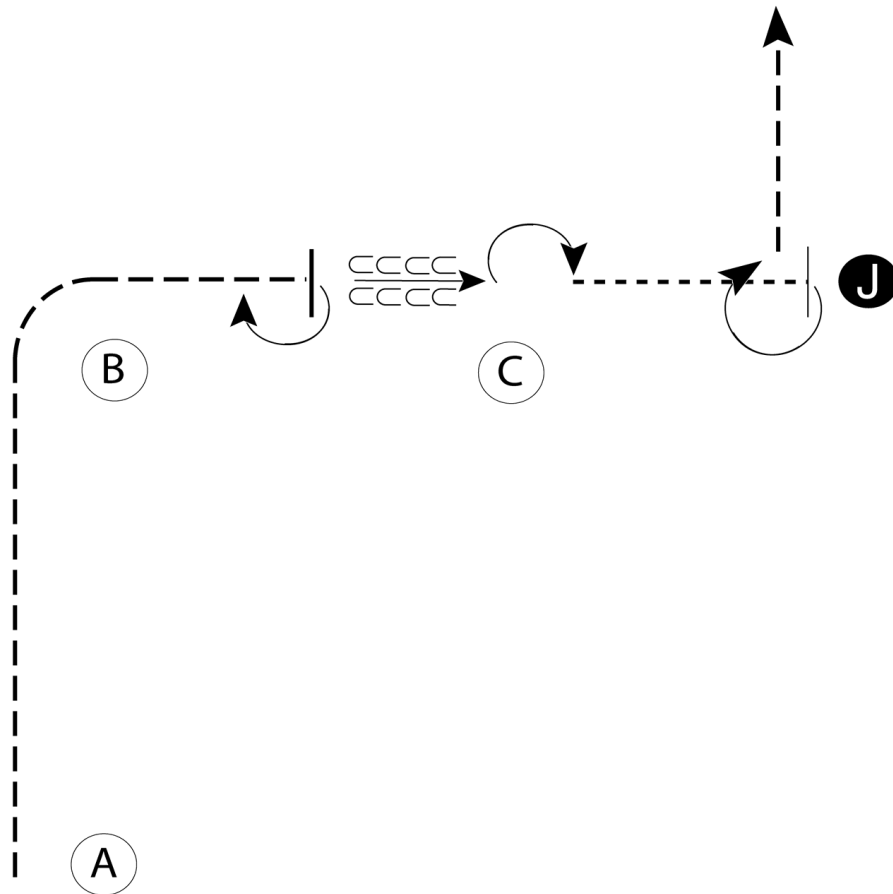
Pattern Provided by:

NJHA

New Jersey Horse Association

Showmanship (Open All Ages)

Show Date: 05-04-2025



1. Jog from A around B
2. Half way to C stop and perform a 180 degree turn
3. Back to C
4. Perform a 180 degree turn, walk to Judge and set up for inspection
5. When dismissed perform a 270 degree turn and trot to lineup

Walk -----
Trot - - - - -
Back ← ---
Marker (B)
Judge (J)

[S/2-26]

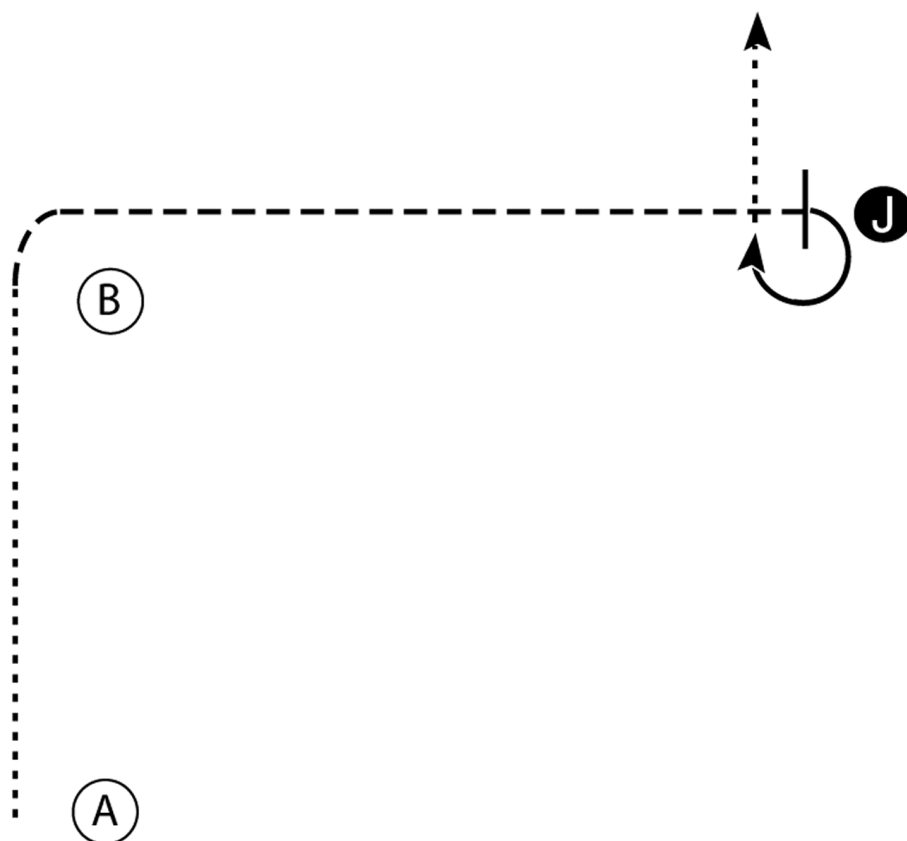
Pattern Provided by:

NJHA

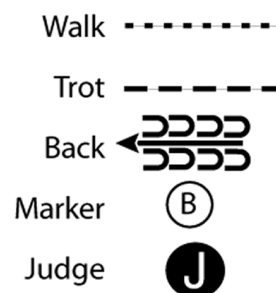
New Jersey Horse Association

Showmanship (Youth W/T & Novice)

Show Date: 05-04-2025



1. Walk from A to B.
2. Trot from B to the Judge.
3. Stop and set up for inspection.
4. When dismissed perform a 270 degree turn and walk straight away from the Judge.



[S/WT-2]

Pattern Provided by:

NJHA

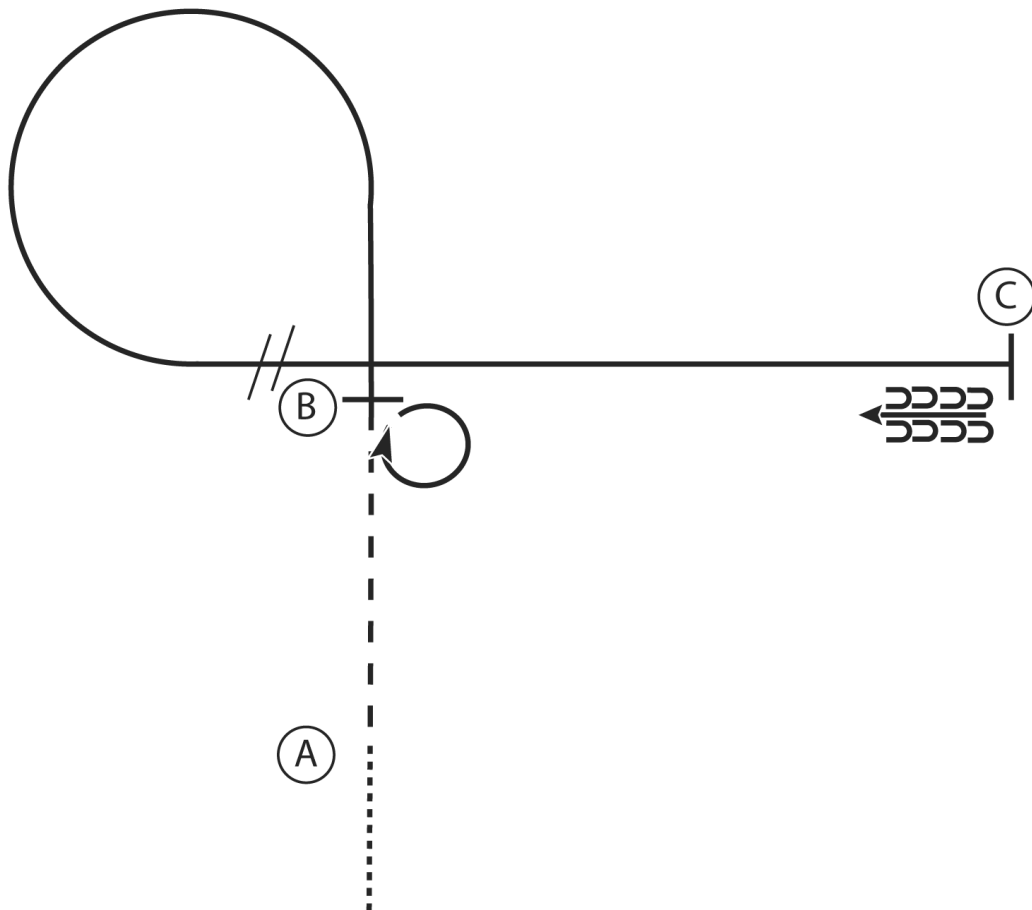
New Jersey Horse Association

Horsemanship (Jr, Int & Sr)

Show Date: 05-04-2025

www.HorseShowPatterns.com

www.HorseShowPatterns.com



1. Walk to A
2. At A jog to B
3. Stop at B and perform a 360 degree turn to the right
4. Lope a circle to the left
5. At B perform a lead change and continue to C
6. At C stop and back 5 steps

Walk
Jog	-----
Extended Jog	-----
Lope	=====
Leg Yield	
Lead Change	↖↗
Back	←←←←←
Marker	(B)
Sidepass	←---←

[WH/2-10]

Pattern Provided by:

NJHA

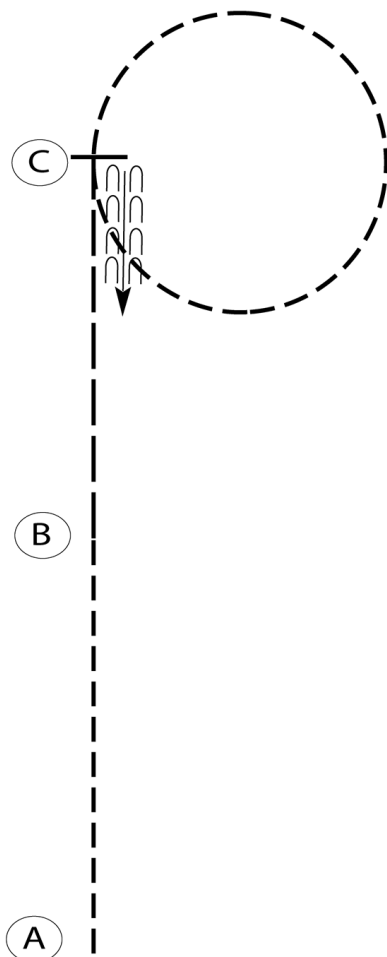
New Jersey Horse Association

Horsemanship (Youth W/T, Novice, W/T 12 and up and Masters)

Show Date: 05-04-2025

www.HorseShowPatterns.com

www.HorseShowPatterns.com



Be ready at A.

1. Jog from A to B.
2. Extend the jog to C.
3. At C, jog a circle to the right.
4. Even with C, stop and back one horse length

Retire to the rail or line up at a jog.

Walk	-----
Jog	- - - - -
Extended Jog	- - - - -
Lope	_____
Leg Yield	
Lead Change	— / —
Back	← — — — — — — — — —
Marker	ⓑ
Sidepass	← — — — — →

[WH/WT-19]

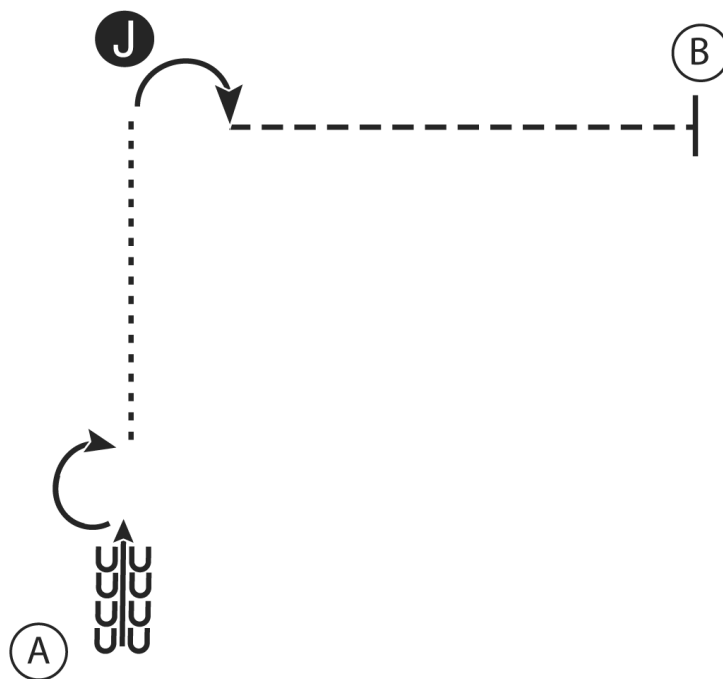
Pattern Provided by:

NJHA


New Jersey Horse Association

Showmanship Masters (Walk where pattern calls for trot)

Show Date: 05-04-2025



1. Back 4 steps at A
2. Perform a 180 degree turn
3. Walk to the judge and set up for inspection
4. When dismissed perform a 90 degree turn and trot to B
5. Stop at B

Walk
Trot - - - - -
Back ← 
Marker (B)
Judge (J)

[S/1-2]

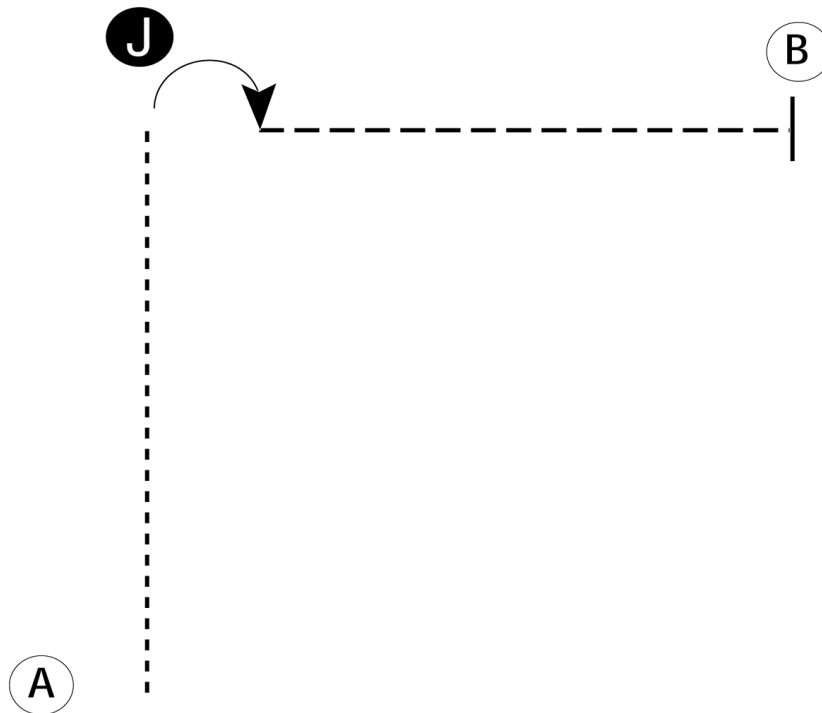
Pattern Provided by:

NJHA

New Jersey Horse Association

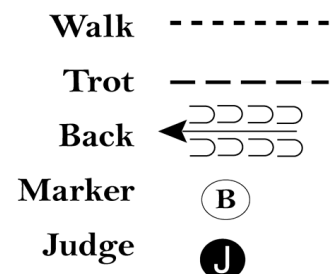
Showmanship (Leadline)

Show Date: 05-04-2025



Be ready at A.

1. Walk from A to Judge.
2. Stop and set up for inspection.
3. When dismissed, perform a 90 degree turn.
4. Trot away from judge to B.
5. Stop at B.
6. Follow the instructions of your ring steward.



[SWT-7]

Pattern Provided by:

NJHA