

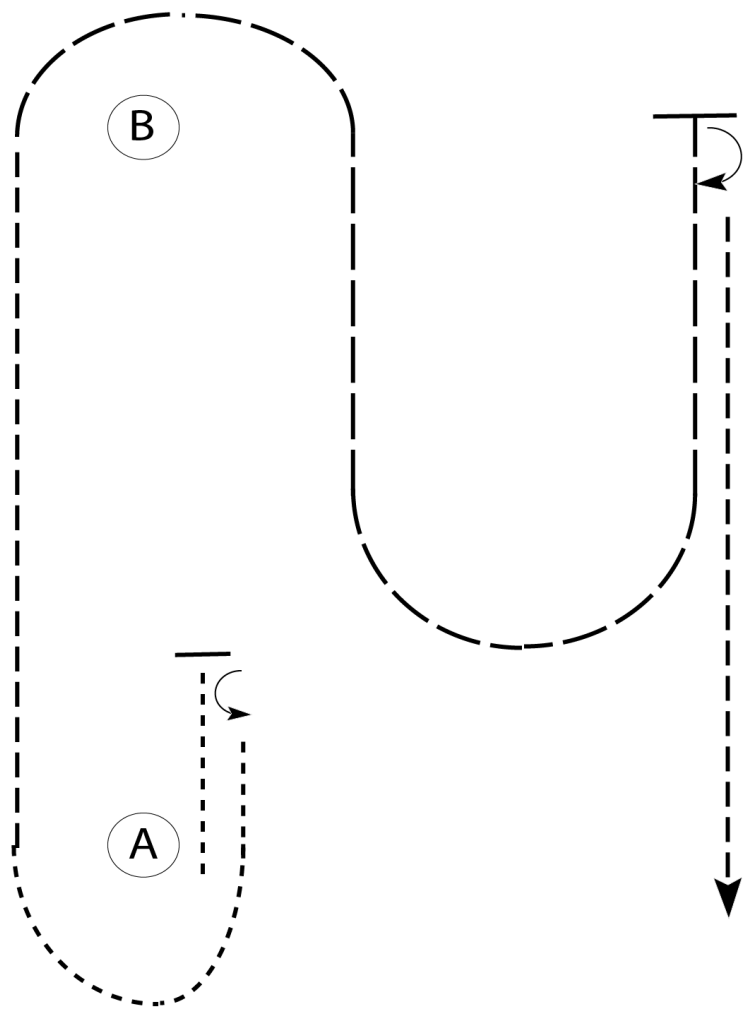
New Jersey Horse Association

Horsemanship (All W/T and Green)

Show Date: 07-11-2026

w w w . H o r s e S h o w P a t t e r n s . c o m

w w w . H o r s e S h o w P a t t e r n s . c o m



Be ready at A.

1. Walk approximately two horse lengths forward.
Stop and perform a 1/2 turn left.
2. Walk to and around A.
3. Jog to B.
4. Extend the jog as shown until even with B.
until even with B.
5. Stop and perform a 180 degree turn to the
right and jog to finish.

Walk	-----
Jog	- - - - -
Extended Jog	— — — —
Lope	
Lead Change	— / —
Back	← ← ← ← ← ← ← ←
Marker	ⓑ

[WH/WT-118]

Pattern Provided by:

NJHA

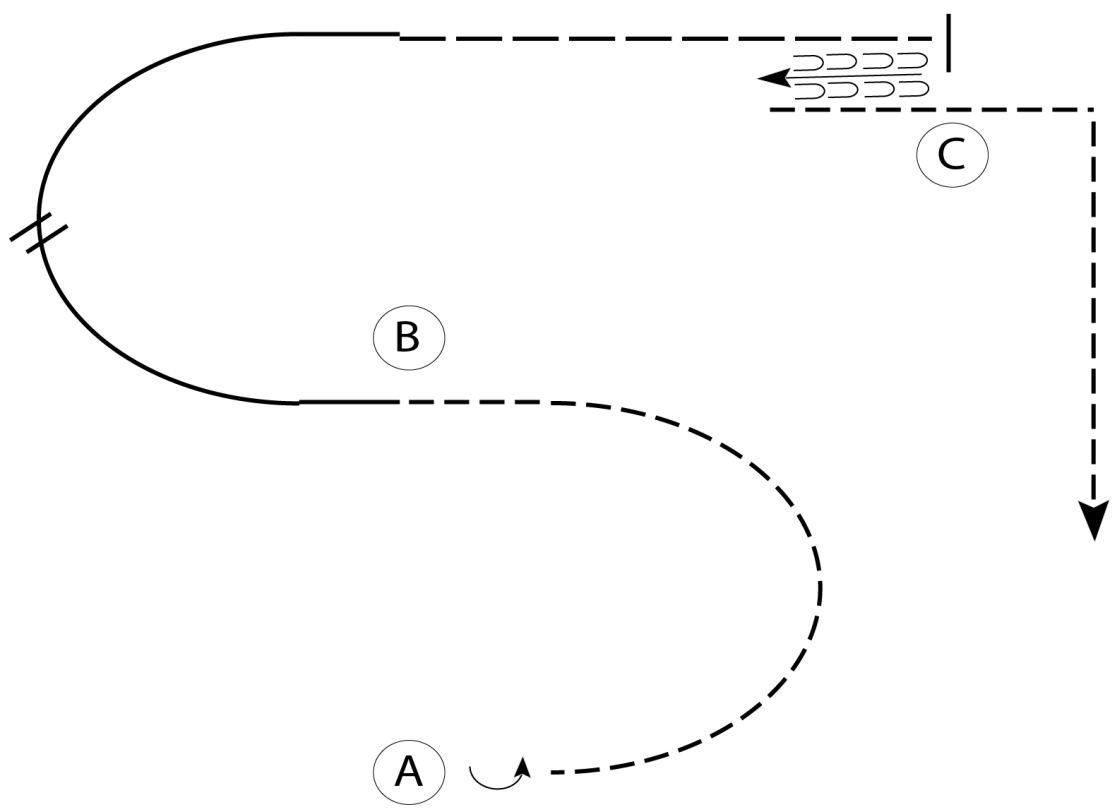
New Jersey Horse Association

Horsemanship (jr and Int and Sr)

Show Date: 07-11-2026

w w w . H o r s e S h o w P a t t e r n s . c o m

w w w . H o r s e S h o w P a t t e r n s . c o m



Be ready facing A.

1. When acknowledged, perform a 180 turn to the left.
2. Jog a half circle to B.
3. Lope left lead quarter circle and change leads (simple or flying).
4. Continue circle on right lead until in line with B.
5. Break to the extended jog to C.
6. Stop and back at C.
7. Jog to exit as shown.

Follow the instructions of your ring steward.

Walk	-----
Jog	- - - - -
Extended Jog	-----
Lope	—————
Lead Change	———/———
Back	←←←←←
Marker	ⓑ

[WH/2-106]

Pattern Provided by:

NJHA

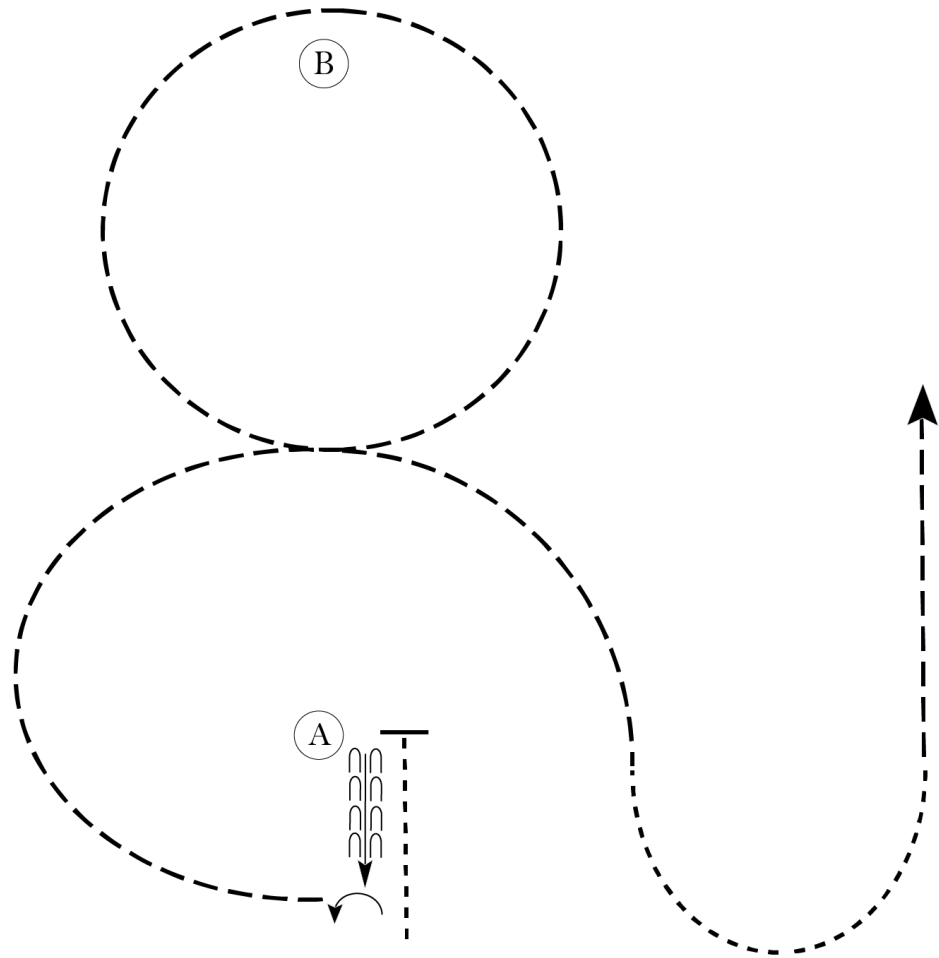
New Jersey Horse Association

Equitation (All W/T and Green)

Show Date: 07-11-2026

w w w . H o r s e S h o w P a t t e r n s . c o m

w w w . H o r s e S h o w P a t t e r n s . c o m



Be ready before A.

1. Walk to A. Back approximately one horse length the perform a 1/4 turn on the forehand left.
2. Posting trot on the left diagonal to center
3. Change diagonals and trot a circle around B.
4. Sitting trot in center and trot until even with A.
5. Walk a half circle.
6. Posting trot on the right diagonal to exit.

Follow the instructions of your ring steward.

Walk	-----
Trot	- - - - -
Extended Trot	-----
Canter	—————
Leg Yield	
Lead Change	—/—/—/—/—/—/—
Back	←←←←←
Marker	⊙
Sidepass	←-----→
Hand Gallop	—————

[HSE/WT-72]

Pattern Provided by:

NJHA

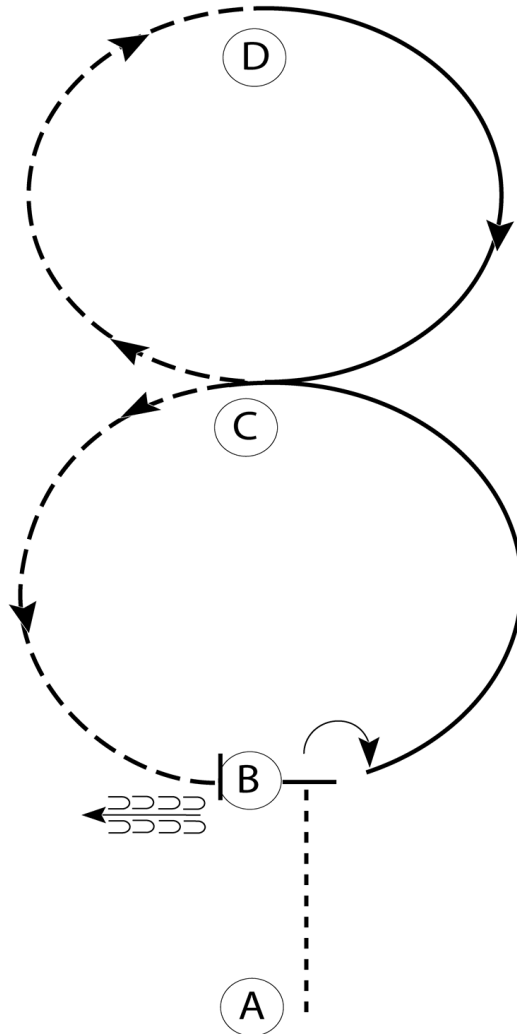
New Jersey Horse Association

Equitation (jr and Int and Sr)

Show Date: 07-11-2026

w w w . H o r s e S h o w P a t t e r n s . c o m

w w w . H o r s e S h o w P a t t e r n s . c o m



Be ready at A.

1. Walk to B.
2. Stop at B and perform a 90 degree turn to the right on the forehand.
3. Canter on the left lead to C.
4. Posting trot from C to D.
5. Canter on the right lead from D to C.
6. Posting trot from C to B.
7. Stop at B and back one horse length.

Follow the instructions of your ring steward.

Walk	-----
Trot	- - - - -
Extended Trot	— — — — —
Canter	—————
Leg Yield	
Lead Change	↙ ↘
Back	← ← ← ← ←
Marker	(B)
Sidepass	← — — — — →
Hand Gallop	— — — — —

[HSE/2-13]

Pattern Provided by:

NJHA

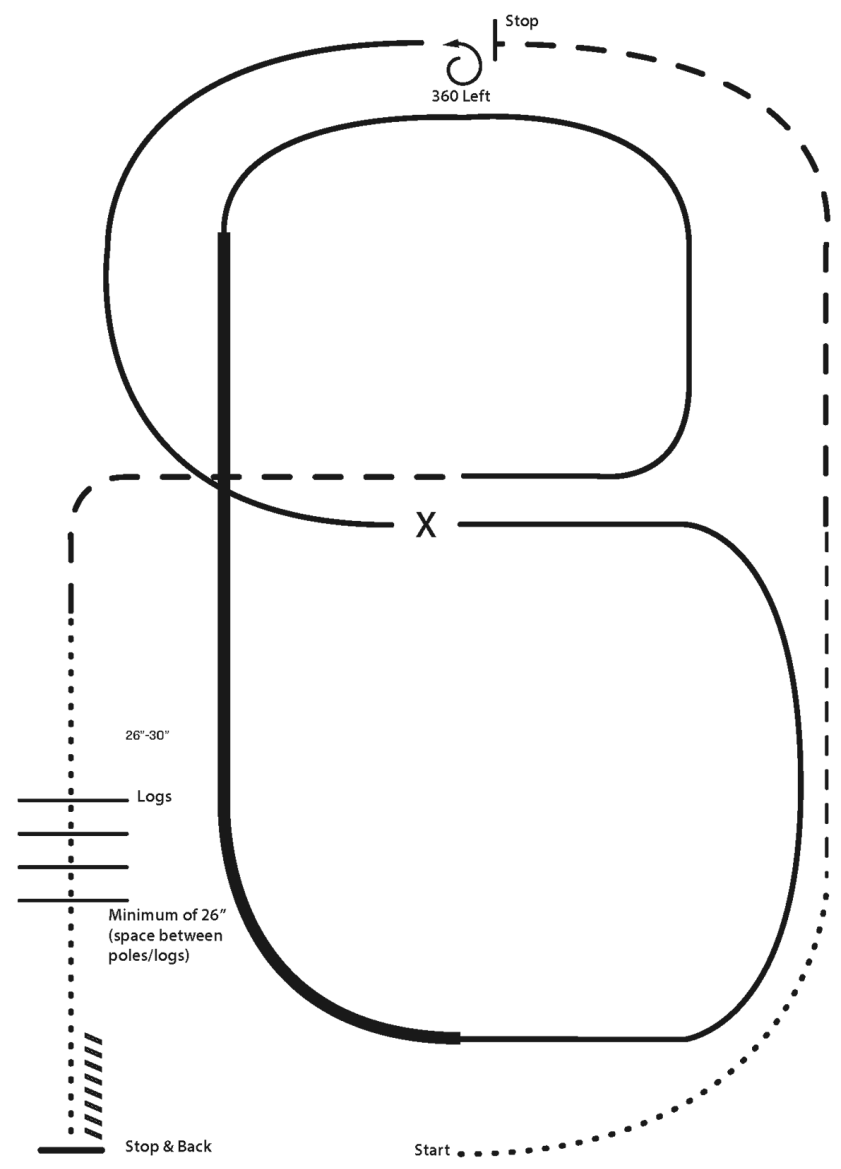
New Jersey Horse Association

Ranch Riding WJL

Show Date: 07-11-2026

www.HorseShowPatterns.com

www.HorseShowPatterns.com



- X Lead Change
- Walk
- - - Trot
- - - Ext Trot
- — — Lope
- — — Ext Lope
- /////// Back

1. Walk
2. Trot
3. Extend the trot, at the top of the arena ,stop
4. 360 degree turn to the left
5. Left lead 1/2 circle, lope to the center
6. Change leads (simple or flying)
7. Right lead 1/2 circle
8. Extended lope up the long side of the arena (right lead)
9. Collect back to a lope around the top of the arena and back to center
10. Break down to an extended trot
11. Walk over logs
12. Stop and back

[RR/AQHA-1]

Pattern Provided by:

NJHA

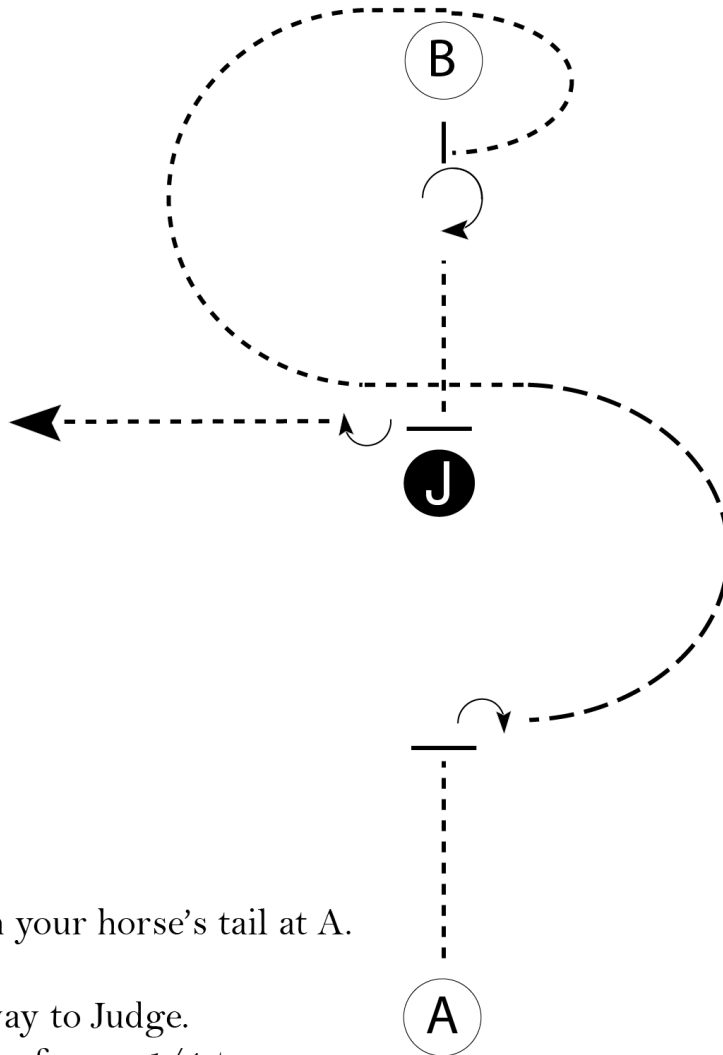
New Jersey Horse Association

Showmanship (Open - 12 up - Junior)

Show Date: 07-11-2026

w w w . H o r s e S h o w P a t t e r n s . c o m

w w w . H o r s e S h o w P a t t e r n s . c o m



Be ready with your horse's tail at A.

1. Walk halfway to Judge.
2. Stop and perform a 1/4 turn.
3. Trot a half circle. Break to a walk before Judge and walk to and around B as shown.
4. Stop and perform a 3/4 turn and walk to Judge.
5. Stop and set up for inspection.
6. When dismissed, perform a 1/4 turn and walk straight away to exit.

Follow the instructions of your ring steward.

Walk	-----
Trot	- - - - -
Back	← ⊃ ⊃ ⊃ ⊃
Marker	⊙ B
Judge	● J

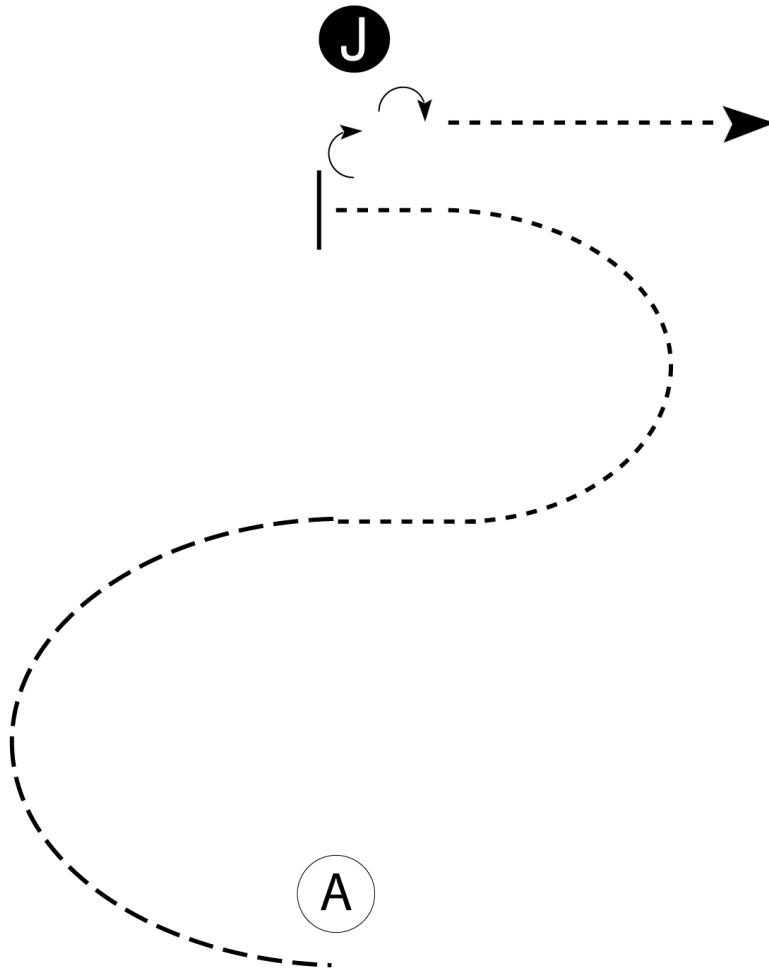
[S/WT-66]

Pattern Provided by:
NJHA

New Jersey Horse Association

Showmanship (Youth W/T - Novice - Green)

Show Date: 07-11-2026



Be ready at A.

1. Trot a half circle to center of pattern.
2. Break to a walk and walk a half circle.
3. Stop, perform a 1/4 turn, and set up for inspection.
4. When dismissed, perform a 1/4 turn.
5. Walk to exit.

Follow the instructions of your ring steward.

Walk	-----
Trot	- - - - -
Back	← ⊞ ⊞ ⊞ ⊞
Marker	⊞
Judge	⊚

[S/WT-86]

Pattern Provided by:

NJHA

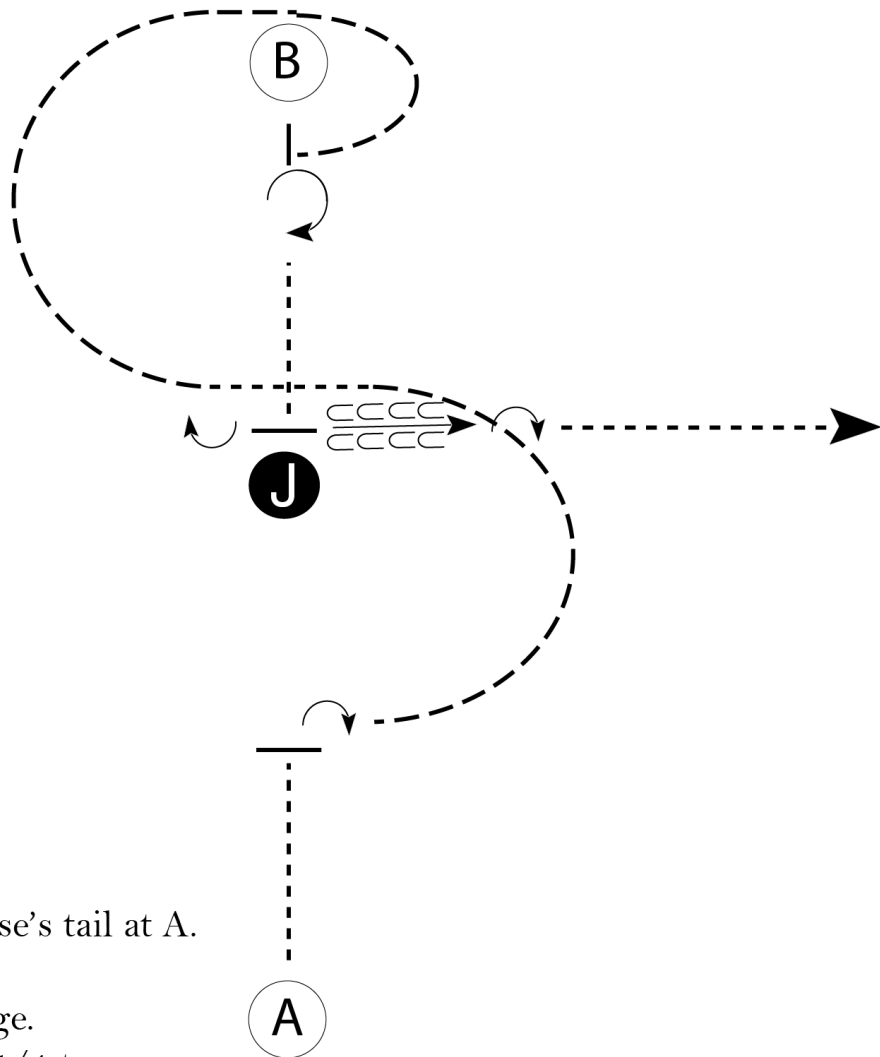
New Jersey Horse Association

Showmanship (Int and Senior)

Show Date: 07-11-2026

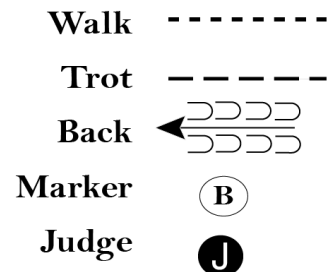
w w w . H o r s e S h o w P a t t e r n s . c o m

w w w . H o r s e S h o w P a t t e r n s . c o m



Be ready with your horse's tail at A.

1. Walk halfway to Judge.
2. Stop and perform a 1/4 turn.
3. Trot a half circle. Break to a walk before Judge and walk at least two horse lengths past Judge.
4. Trot a half circle to and around B as shown.
5. Stop and perform a 3/4 turn and walk to Judge.
6. Stop and set up for inspection.
7. When dismissed, perform a 1/4 turn.
8. Back approximately one horse length.
9. Perform a 1/2 turn and walk straight away to exit.



Follow the instructions of your ring steward.

[S/2-66]

Pattern Provided by:

NJHA

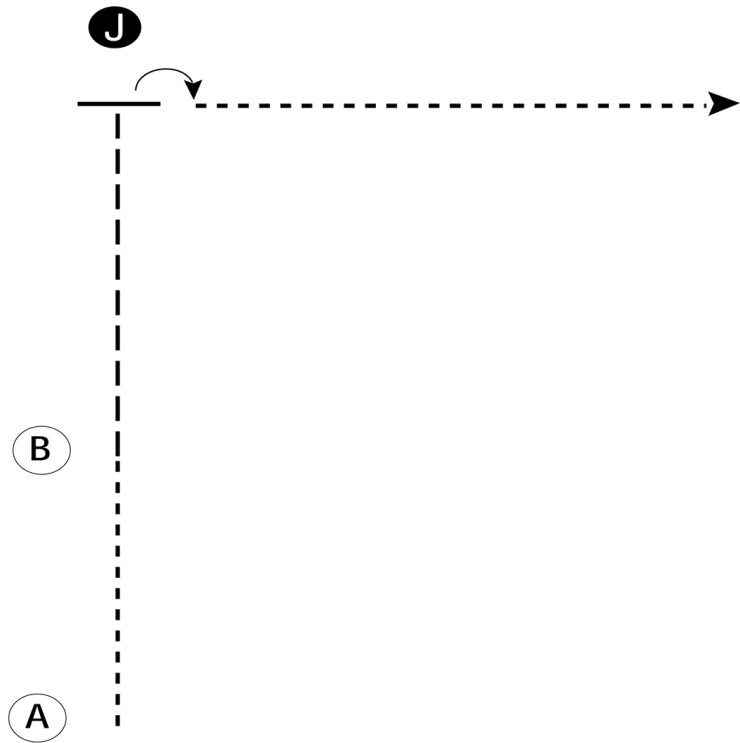
New Jersey Horse Association

Showmanship (Leadline)

Show Date: 07-11-2026

w w w . H o r s e S h o w P a t t e r n s . c o m

w w w . H o r s e S h o w P a t t e r n s . c o m



Be ready at A.

1. Walk from A to B.
2. Trot from B to the judge.
3. Stop and set up for inspection.
4. When dismissed, turn 90 degrees.
5. Walk away from judge and follow the instructions of your ring steward.

Walk	-----
Trot	- - - - -
Back	←
Marker	Ⓚ
Judge	Ⓝ

[SWT-9]

Pattern Provided by:

NJHA