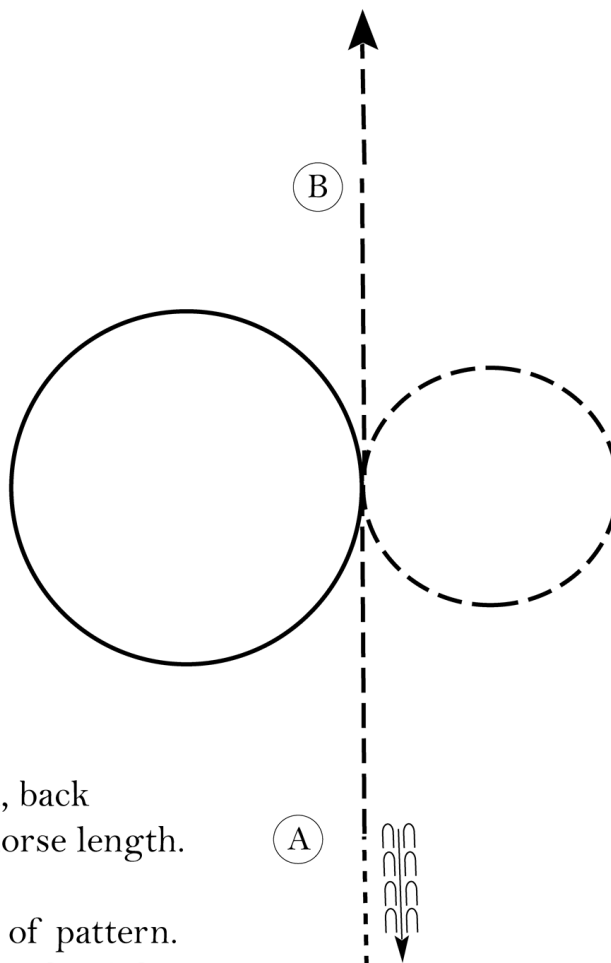


New Jersey Horse Association

Quadrant Novice (***) Riders have choice to sitting trot or canter circle

Show Date: 06-18-2022



Be ready at A.

1. When acknowledged, back approximately one horse length.
2. Walk to A.
3. Sitting trot to center of pattern.
4. Posting trot a circle to the right.
5. Canter a larger circle to the left.
6. Posting trot on the right diagonal straight away from B.

Pattern is over once you have trotted past B more than 2 horse lengths.

Follow the instructions of your ring steward.

Walk	-----
Trot	- - - - -
Extended Trot	— — — — —
Canter	—————
Leg Yield	
Lead Change	↖ ↗
Back	← ← ← ← ←
Marker	⊙
Sidepass	← — — — — →
Hand Gallop	—————

[HSE/1-55]

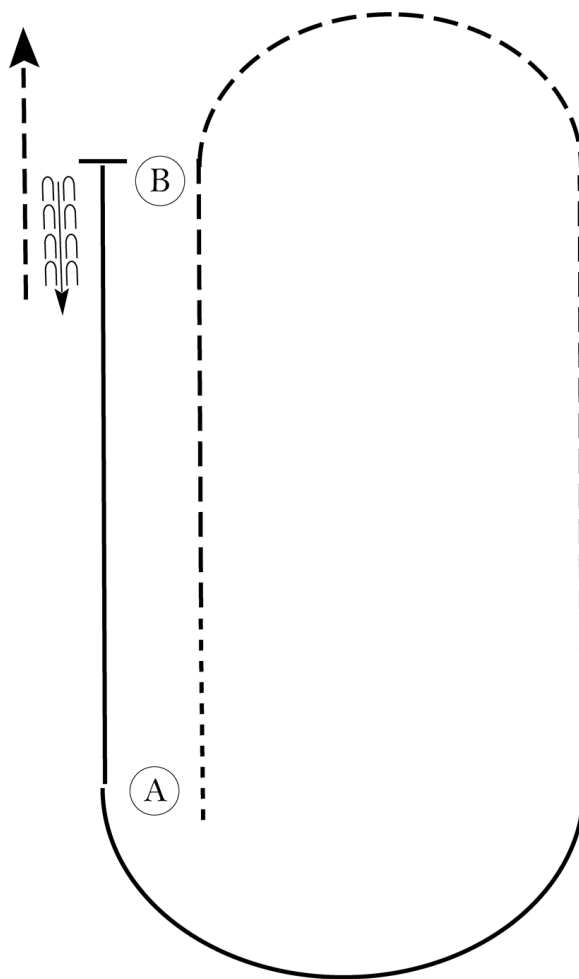
Pattern Provided by:

NJHA

New Jersey Horse Association

Equitation Jr

Show Date: 06-18-2022



Be ready at A.

1. Walk approximately 2 horse lengths.
2. Posting trot on the left diagonal to B and in a half circle until even with B.
3. Change diagonals and trot until even with A.
4. Canter on the right lead in a half circle and until even with B.
5. Halt and back approximately one horse length.
6. Exit pattern at a sitting trot.

Follow the instructions of your ring steward.

Walk	-----
Trot	- - - - -
Extended Trot	— — — — —
Canter	— — — — —
Leg Yield	
Lead Change	— — — — —
Back	← ← ← ← ←
Marker	(B)
Sidepass	← — — — — →
Hand Gallop	— — — — —

[HSE/1-56]

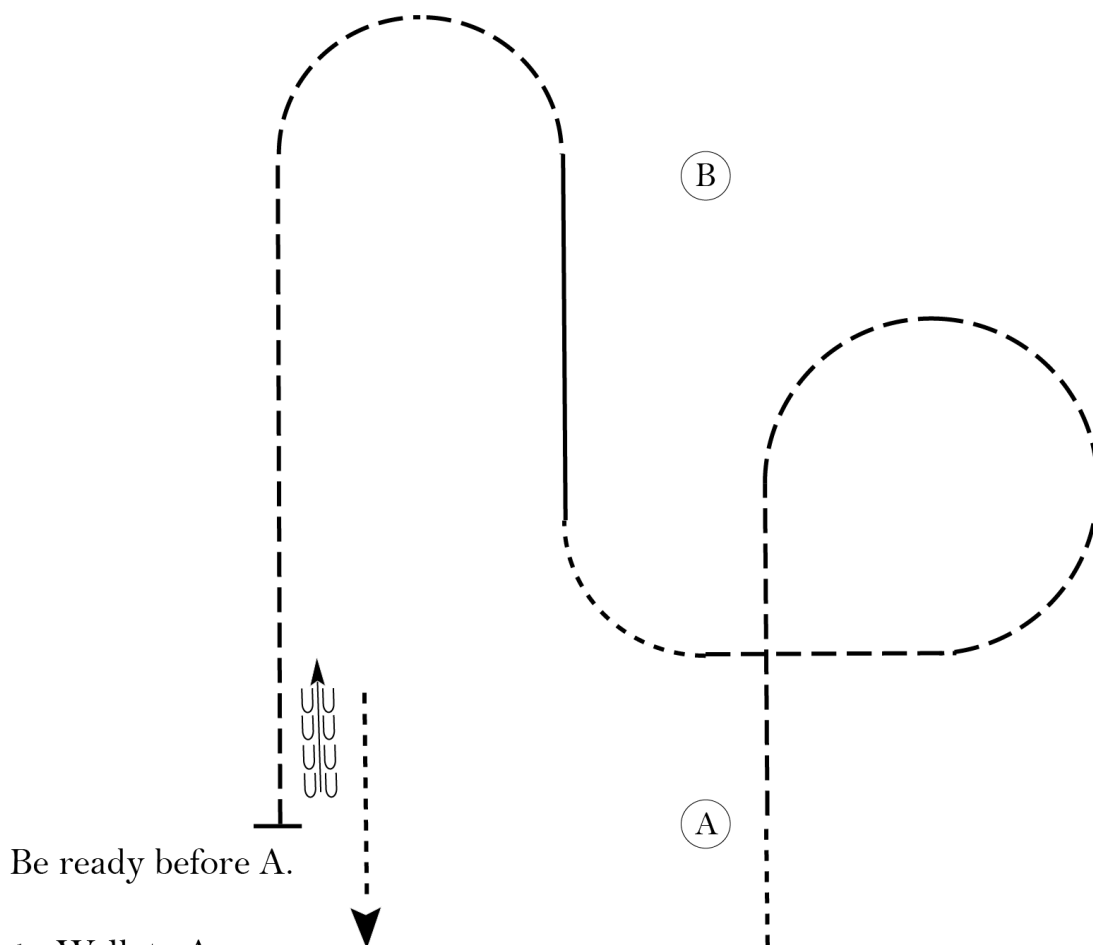
Pattern Provided by:

NJHA

New Jersey Horse Association

Equitation Intermediate

Show Date: 06-18-2022



1. Walk to A.
2. Sitting trot halfway to B.
3. Left diagonal trot in a $\frac{3}{4}$ circle until even with A.
4. Walk a quarter circle.
5. Canter on the left lead to B.
6. When even with B, trot on the right diagonal in a half circle and a straight line until even with A.
7. Halt when even with A and back approximately one horse length.
8. Walk to exit.

Follow the instructions of your ring steward.

Walk	-----
Trot	- - - - -
Extended Trot	- - - - -
Canter	=====
Leg Yield	
Lead Change	↗ ↘
Back	← ← ← ← ←
Marker	(B)
Sidepass	← →
Hand Gallop	=====

[HSE/1-59]

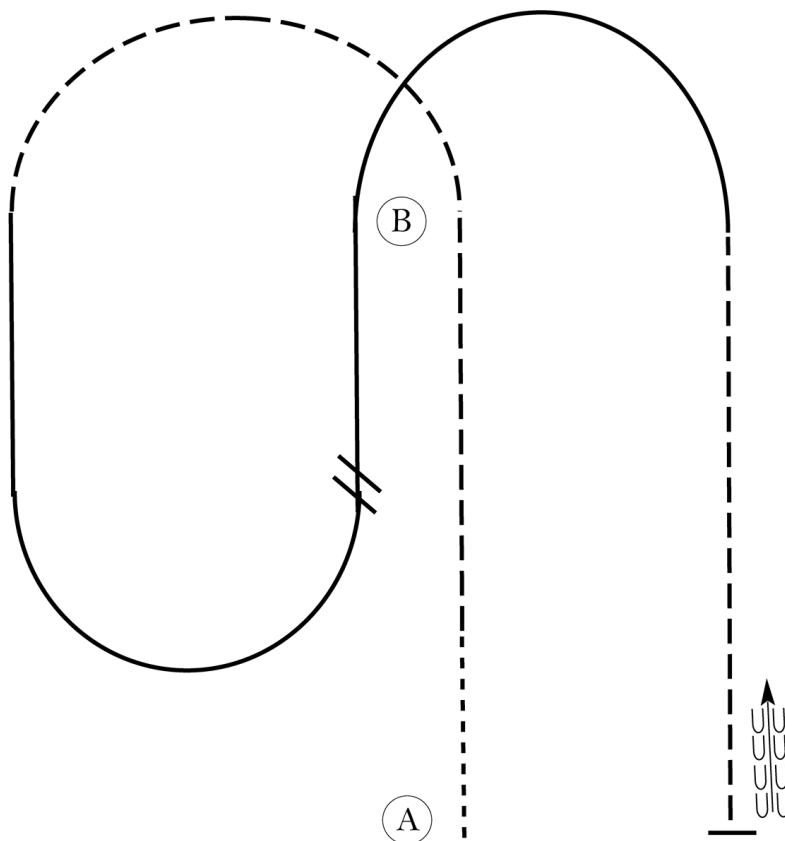
Pattern Provided by:

NJHA

New Jersey Horse Association

Equitation Sr.

Show Date: 06-18-2022



Be ready at A.

1. Walk two horse lengths from A.
2. Sitting trot to B.
3. Posting trot a half circle on the right diagonal until even with B.
4. Canter a straight line and then a half circle on the left lead until halfway between A and B.
5. Perform a simple lead change.
6. Canter on the right lead to B and then in a half circle until even with B.
7. Posting trot on the left diagonal until even with A.
8. Stop and back approximately one horse length.

Follow the instructions of your ring steward.

Walk	-----
Trot	- - - - -
Extended Trot	— — — — —
Canter	—————
Leg Yield	
Lead Change	↗ ↘
Back	← ← ← ← ←
Marker	(B)
Sidepass	← — — — — →
Hand Gallop	—————

[HSE/1-58]

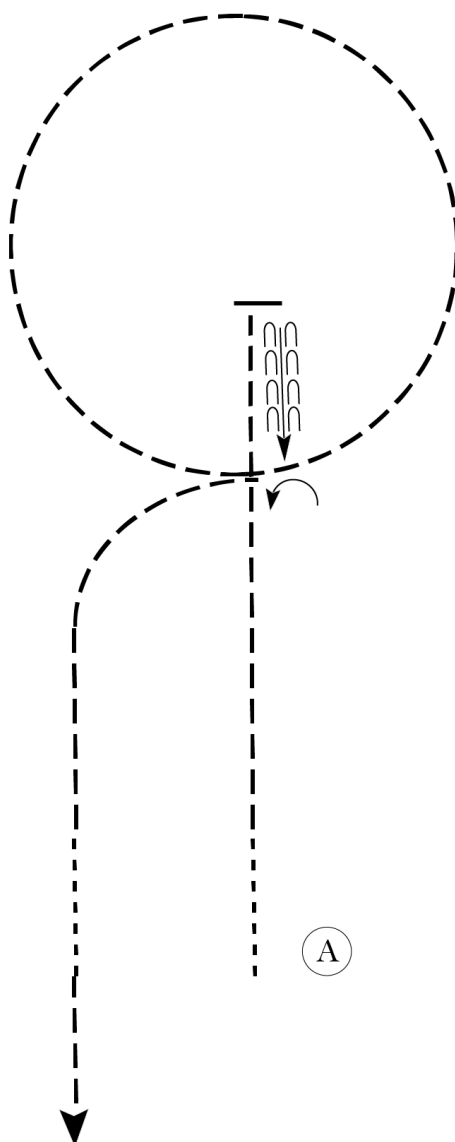
Pattern Provided by:

NJHA

New Jersey Horse Association

Equitation Open Walk Trot

Show Date: 06-18-2022



Be ready at A.

1. Walk two horse lengths then posting trot on the left diagonal past the center of the arena.
2. Stop and back approximately two horse lengths.
3. Perform a 90 degree turn on the forehand to the left.
4. Trot a circle on the left diagonal.
5. Change diagonals then posting trot on the right diagonal then walk two horse lengths. Pattern is complete, exit at a sitting trot.

Walk	-----
Trot	- - - - -
Extended Trot	— — — — —
Canter	—————
Leg Yield	
Lead Change	↖ ↗
Back	← ← ← ← ←
Marker	(B)
Sidepass	← — — — — →
Hand Gallop	—————

[HSE/WT-82]

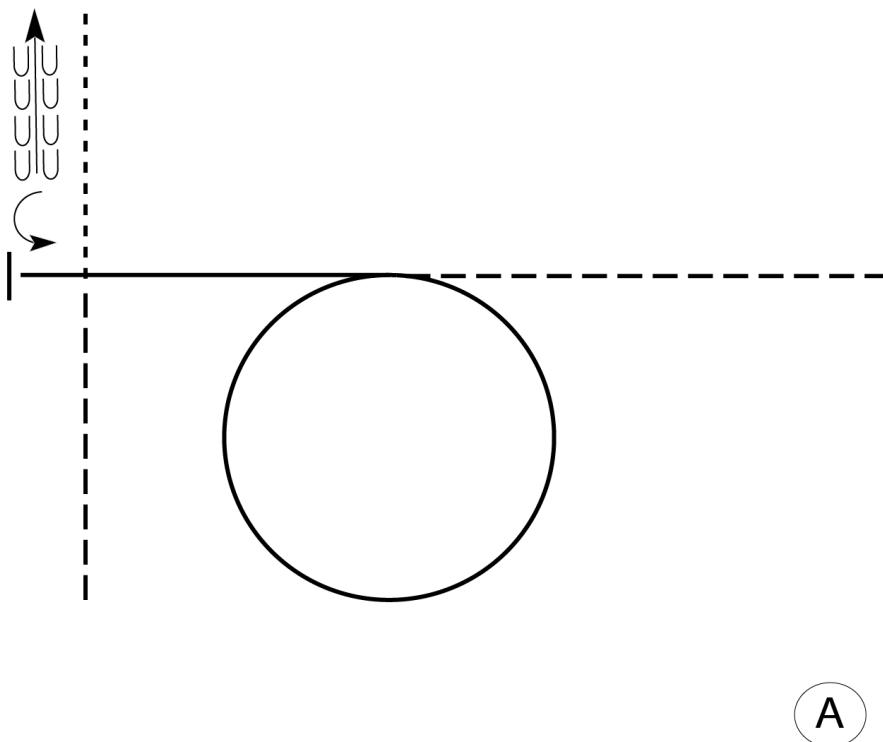
Pattern Provided by:

NJHA

New Jersey Horse Association

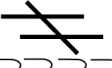

Horsemanship Int. & Sr.

Show Date: 06-18-2022



Be ready at A.

1. Perform a jog from A and a square corner toward center of pattern.
2. Lope a left lead circle.
3. Close the circle and continue loping on the left lead in a straight line.
4. Stop and perform a $1/4$ turn to the left.
5. Back approximately one horse length.
6. Walk until you cross your line.
7. Exit arena at a jog.

Walk	-----
Jog	- - - - -
Extended Jog	- _ _ _ -
Lope	—————
Lead Change	
Back	
Marker	ⓑ

[WH/1-104]

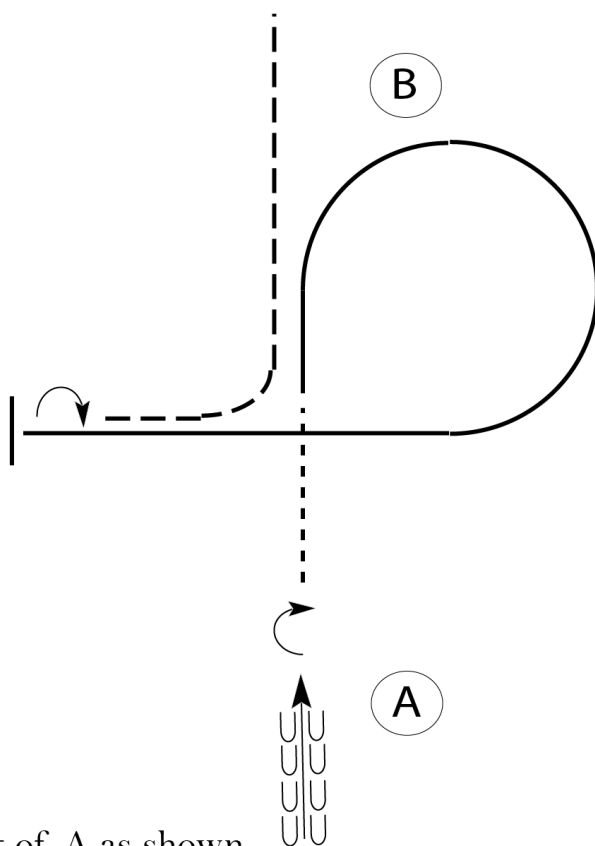
Pattern Provided by:

NJHA

New Jersey Horse Association

Horsemanship Jr

Show Date: 06-18-2022



Be ready in front of A as shown.

1. When acknowledged, back to A as shown.
2. Perform a 180 degree turn right.
3. Walk halfway to B.
4. Lope on the right lead in a 3/4 circle as shown.
5. Continue lope several strides past center of pattern.
6. Stop and perform a 180 degree turn right.
7. Jog to center of pattern and toward B.

Pattern is over once you have passed B.

Follow the instructions of your ring steward.

Walk	-----
Jog	- - - - -
Extended Jog	— — —
Lope	
Lead Change	
Back	
Marker	(B)

[WH/1-97]

Pattern Provided by:

NJHA

Horsemanship Novice (**Riders have choice to extend jog or lope #3*)**

www.HorseShowPatterns.com



Follow the instructions of your ring steward.

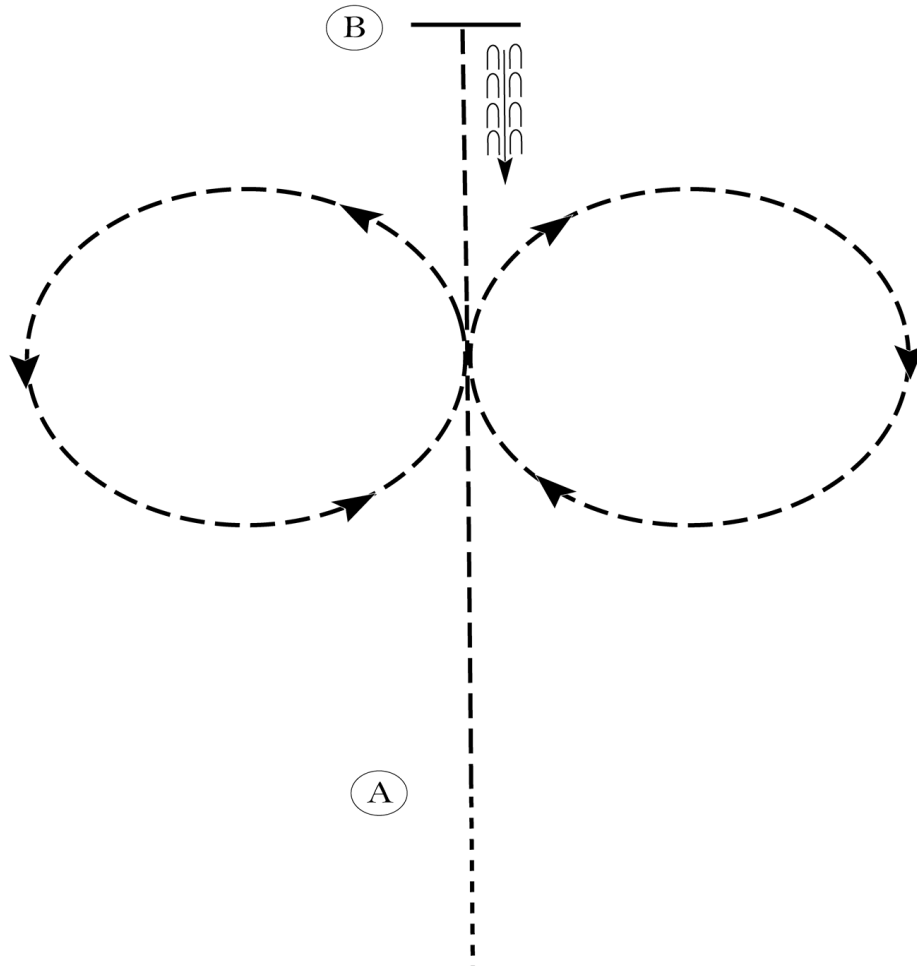
Marker 

©2022 HorseShowPatterns.com. All Rights Reserved.

New Jersey Horse Association

Equitation Youth Walk Trot

Show Date: 06-18-2022



1. Walk to A.
2. At A sitting trot towards B.
3. When halfway to B posting trot circle to the right followed by a posting trot circle to the left.
4. Continue the posting trot to B.
5. At B stop and back approximately one horse length.

Walk	-----
Trot	- - - - -
Extended Trot	— — — — —
Canter	— — — — —
Leg Yield	
Lead Change	— — — — —
Back	← ← ← ← ←
Marker	(B)
Sidepass	← — — — —
Hand Gallop	— — — — —

[HSE/WT-4]

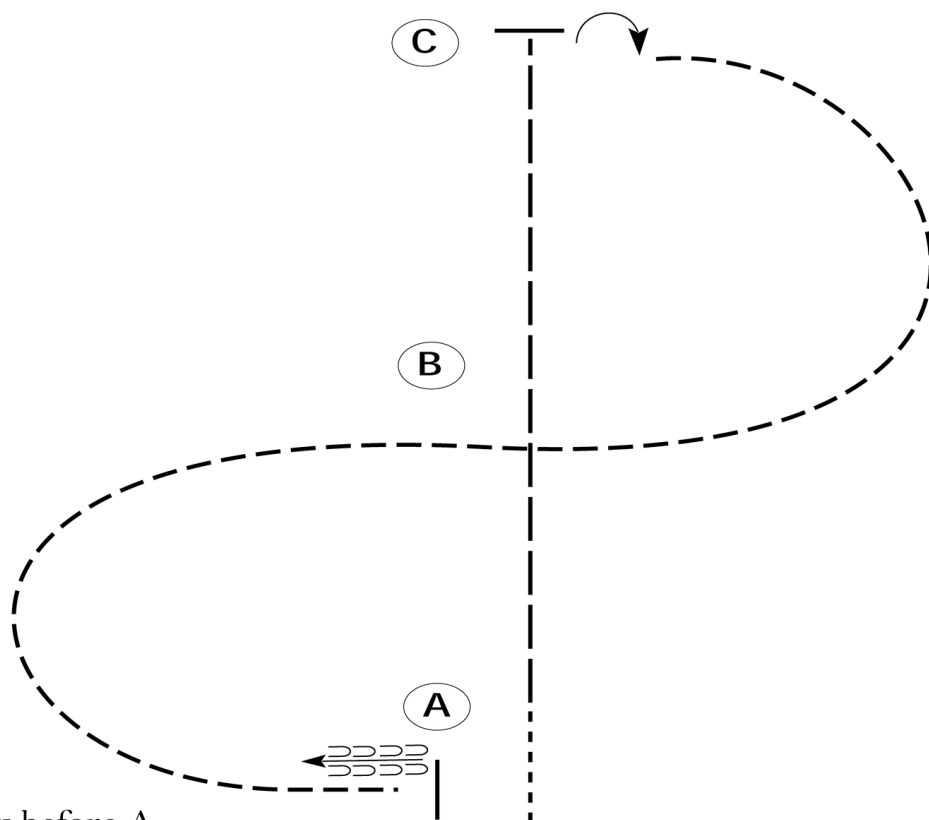
Pattern Provided by:

NJHA

New Jersey Horse Association

Horsemanship Open W/T

Show Date: 06-18-2022



Be ready before A.

1. Walk to A.
2. Perform an extended jog from A to C.
3. Stop at C and turn 90 degrees to the right.
4. Jog half a circle to B.
5. Continue at a jog in a half circle to A.
6. Stop at A and back approximately one horse length.

Follow the instructions of your ring steward.

Walk	-----
Jog	- - - - -
Extended Jog	— — —
Lope	—————
Leg Yield	
Lead Change	— / —
Back	← — — — —
Marker	Ⓚ
Sidepass	← — — — — →

[WH/WT-30]

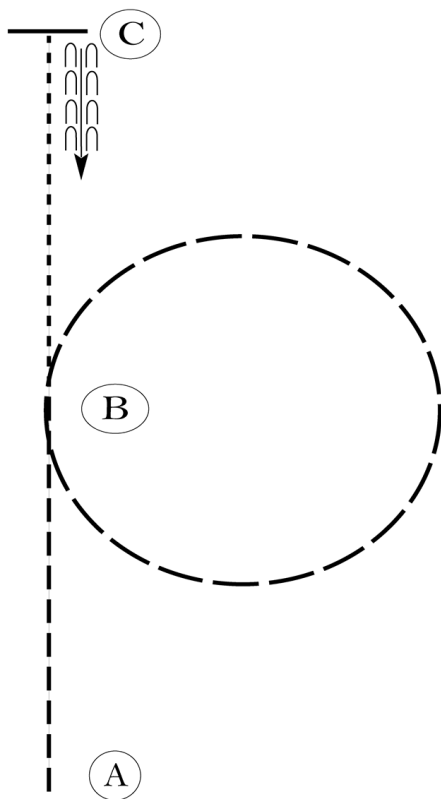
Pattern Provided by:

NJHA

New Jersey Horse Association

Horsemanship Youth W/T

Show Date: 06-18-2022



Be ready at A.

1. Jog from A to B.
2. Perform an extended jog circle to the right at B.
3. Slow to a walk at B. Walk to C.
4. Stop at C and back approximately one horse length.

Follow instructions of your ring steward.

Walk	-----
Jog	- - - - -
Extended Jog	— — — —
Lope	—————
Leg Yield	
Lead Change	↗ ↘
Back	← ↖ ↗
Marker	⊙ B
Sidepass	←-----→

[WH/WT-29]

Pattern Provided by:

NJHA

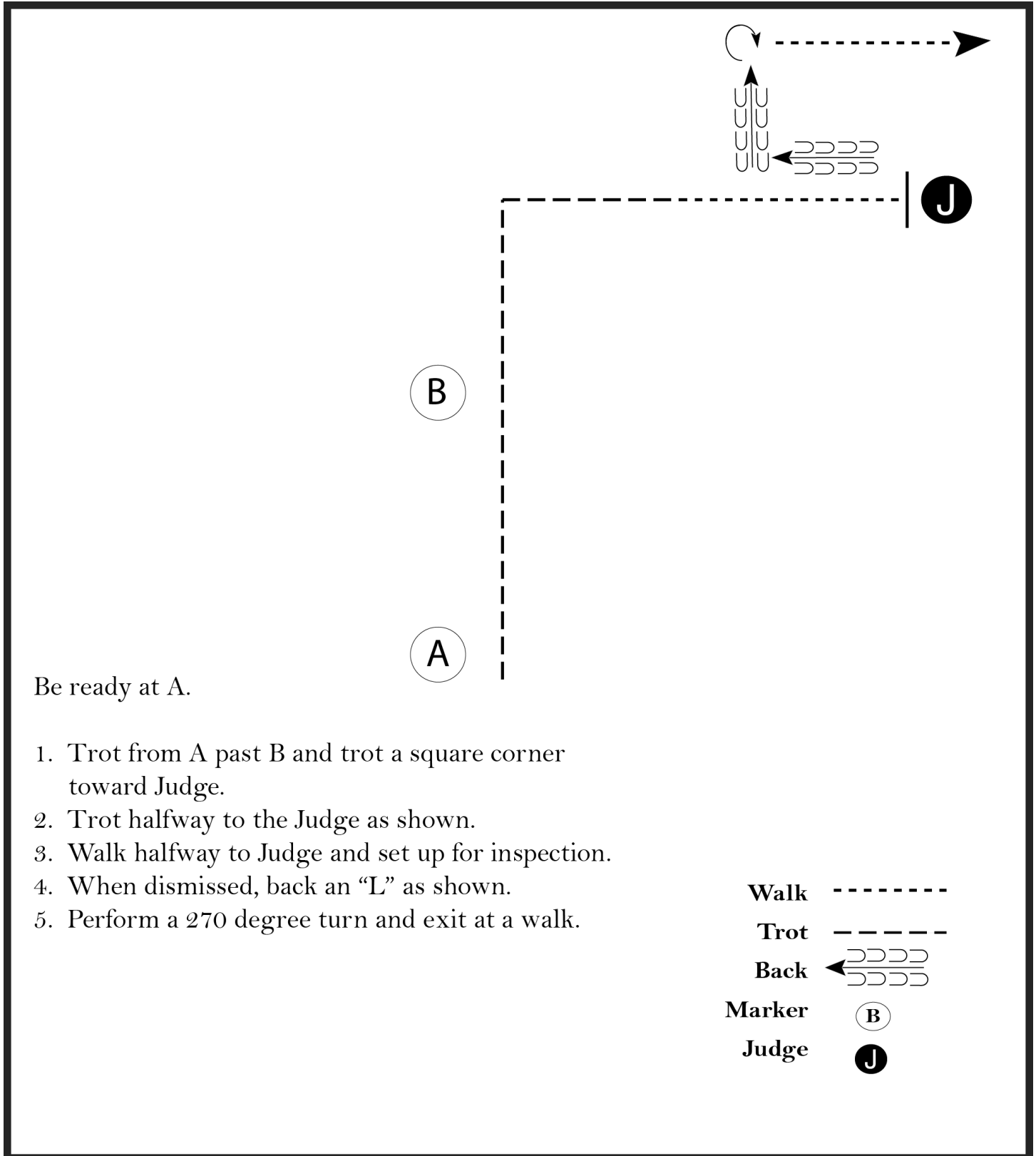
New Jersey Horse Association

Showmanship Sr.

Show Date: 06-18-2022

www.HorseShowPatterns.com

www.HorseShowPatterns.com



[S/1-106]

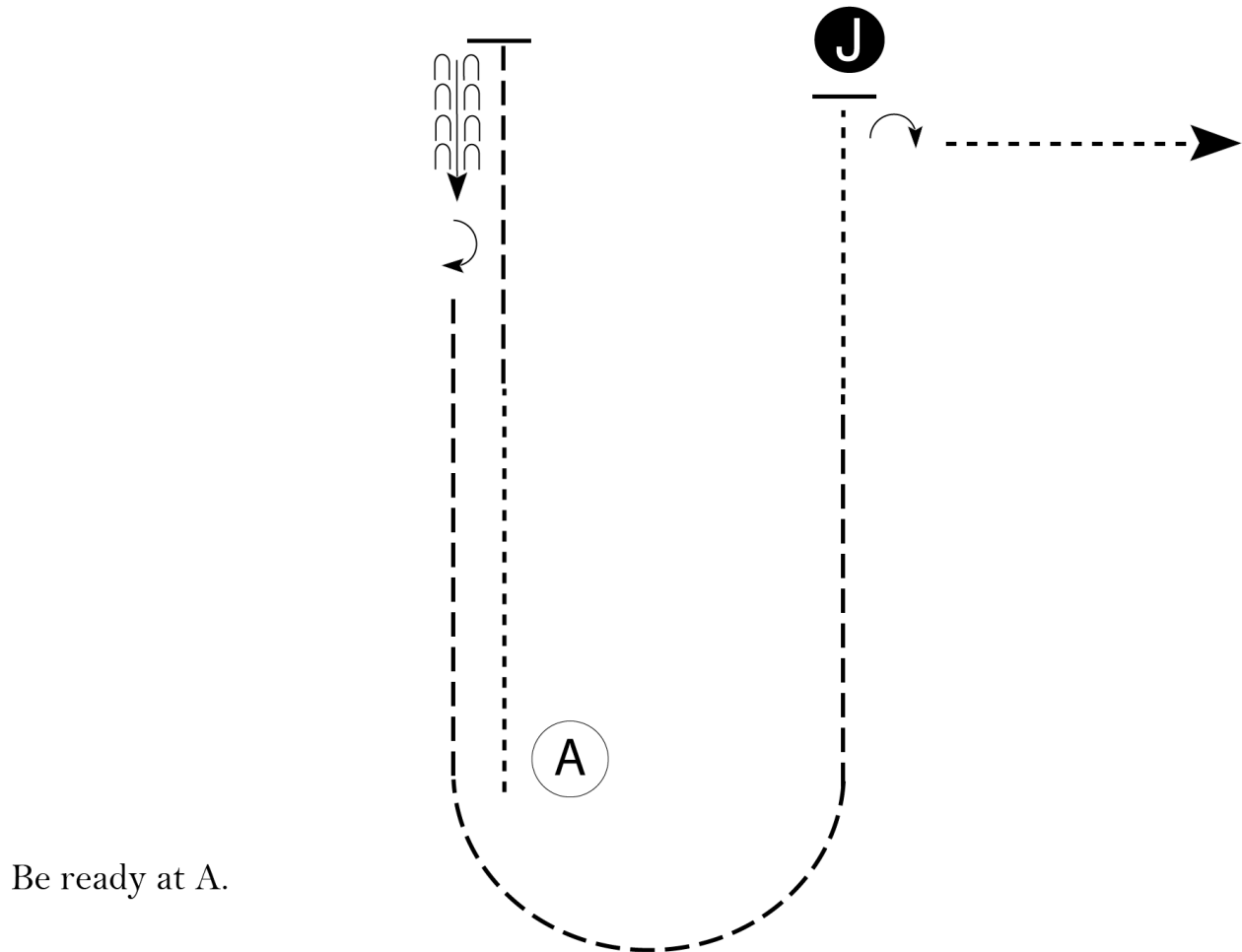
Pattern Provided by:

NJHA

New Jersey Horse Association

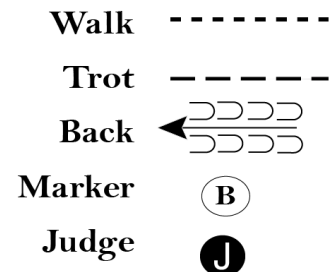
Showmanship Jr & Intermediate

Show Date: 06-18-2022



Be ready at A.

1. Walk halfway from A to judge.
 2. Trot until even with judge.
 3. Stop and back approximately two horse lengths.
 4. Perform a 180 degree turn.
 5. Trot to and around A and halfway to judge.
 6. Walk to judge.
 7. Stop and set up for inspection.
 8. When dismissed, perform a 90 degree turn.
 9. Walk straight away from judge.
- Follow the instructions of your ring steward.



[S/1-77]

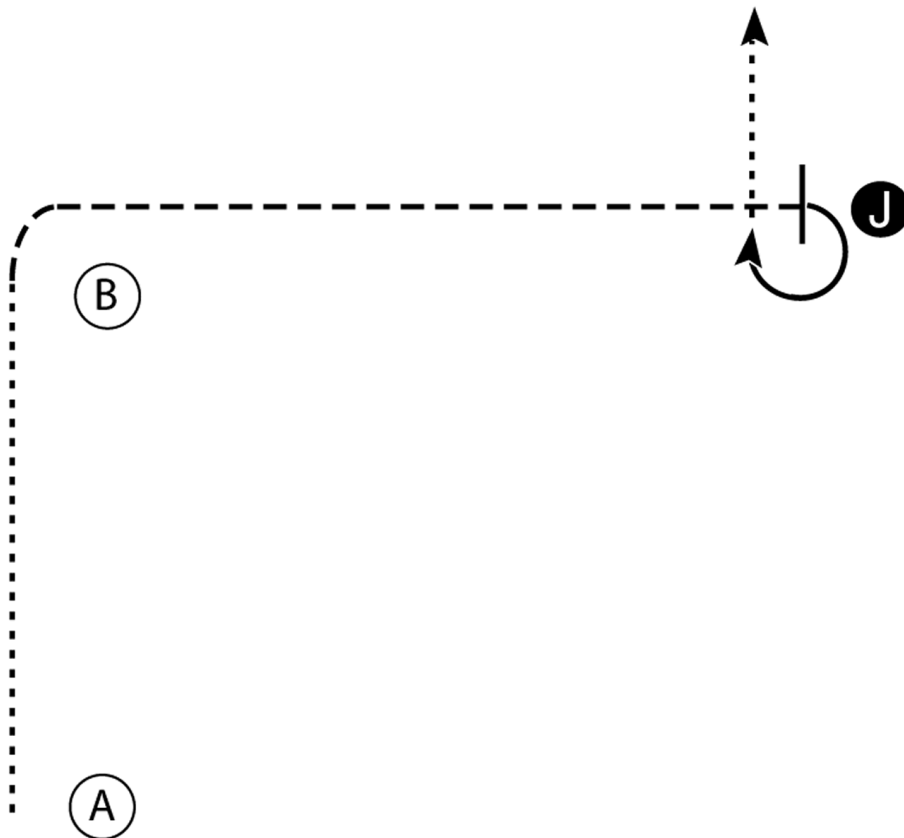
Pattern Provided by:

NJHA

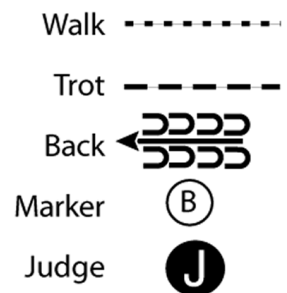
New Jersey Horse Association

Showmanship Youth W/T

Show Date: 06-18-2022



1. Walk from A to B.
2. Trot from B to the Judge.
3. Stop and set up for inspection.
4. When dismissed perform a 270 degree turn and walk straight away from the Judge.



[S/WT-2]

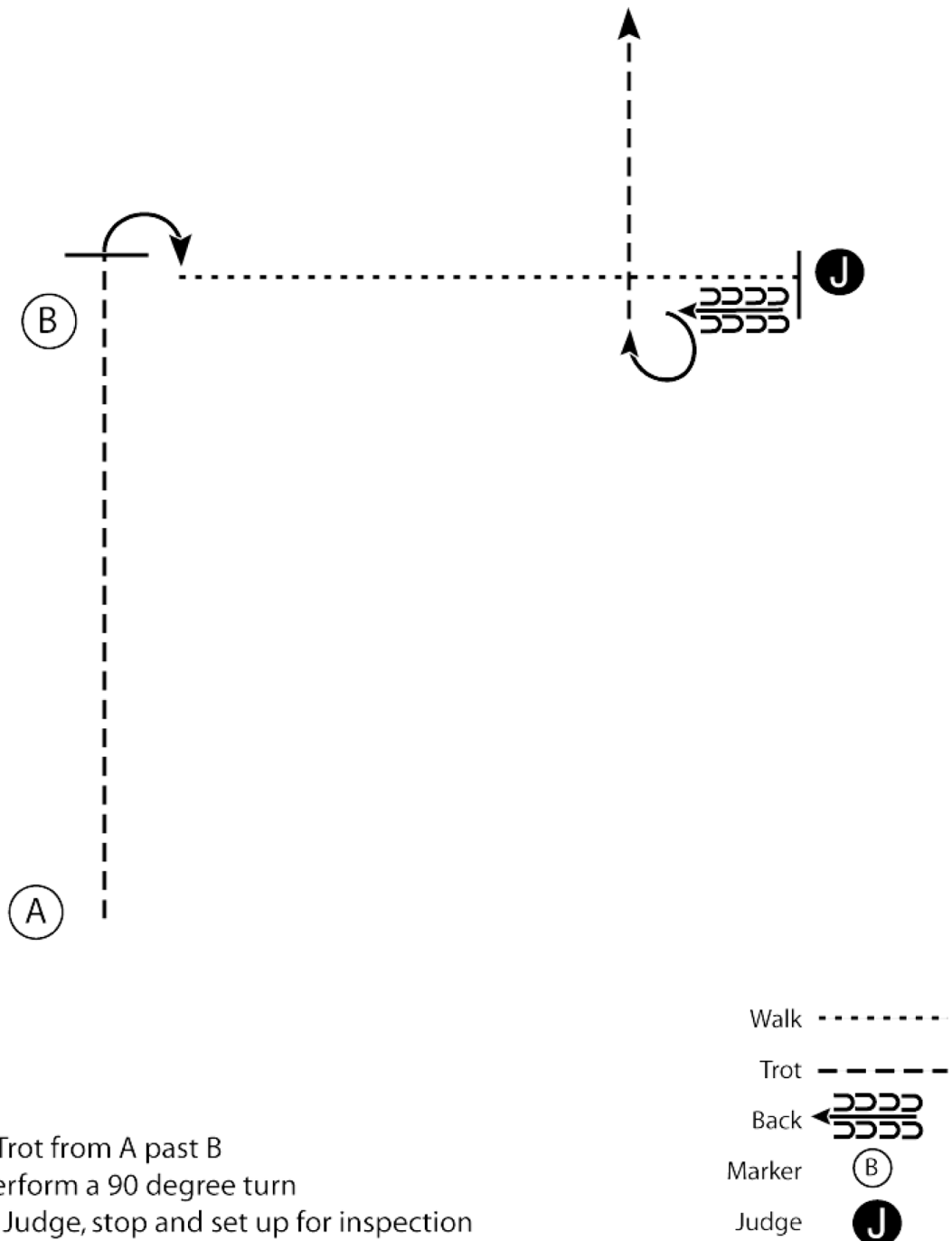
Pattern Provided by:

NJHA

New Jersey Horse Association

Showmanship Novice & VSE

Show Date: 06-18-2022



1. Begin at A. Trot from A past B
2. Stop and perform a 90 degree turn
3. Walk to the Judge, stop and set up for inspection
4. When dismissed back one horse length and perform a 270 degree turn
5. Trot to the line-up

[S/WT-3]

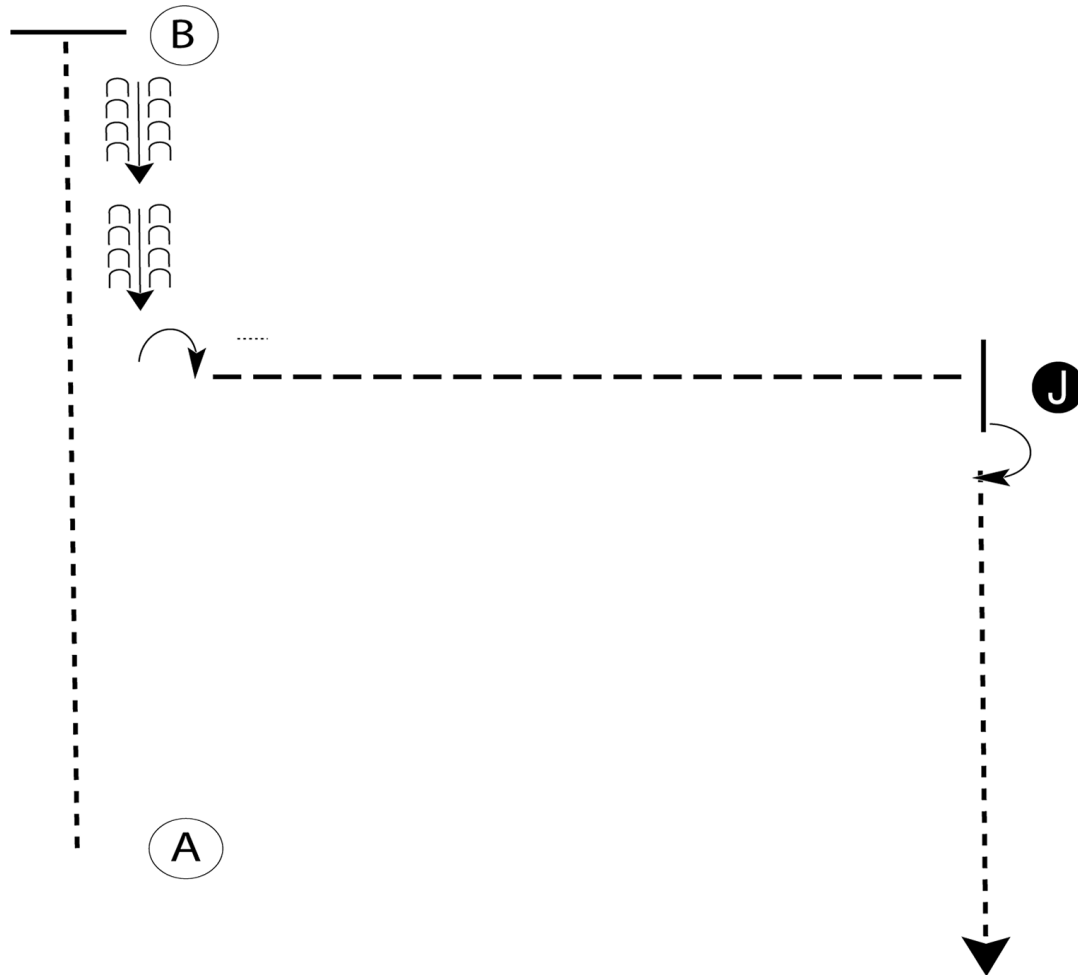
Pattern Provided by:

NJHA

New Jersey Horse Association

Showmanship Open W/T

Show Date: 06-18-2022



1. Begin at A. Walk to B and stop.
2. Back until even with judge.
3. Perform a 90 degree turn. Trot to judge.
4. Stop, set up, inspection.
5. When dismissed, perform a 90 degree turn.
6. Walk to the line up or follow the directions of the ring steward.

Walk - - - - -
Trot - - - - -
Back ← - - - - -
Marker (B)
Judge (J)

[S/WT-4]

Pattern Provided by:

NJHA