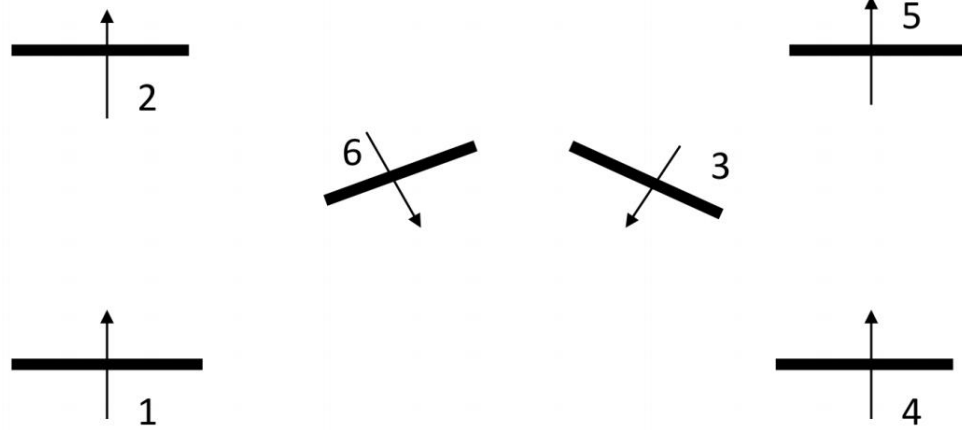
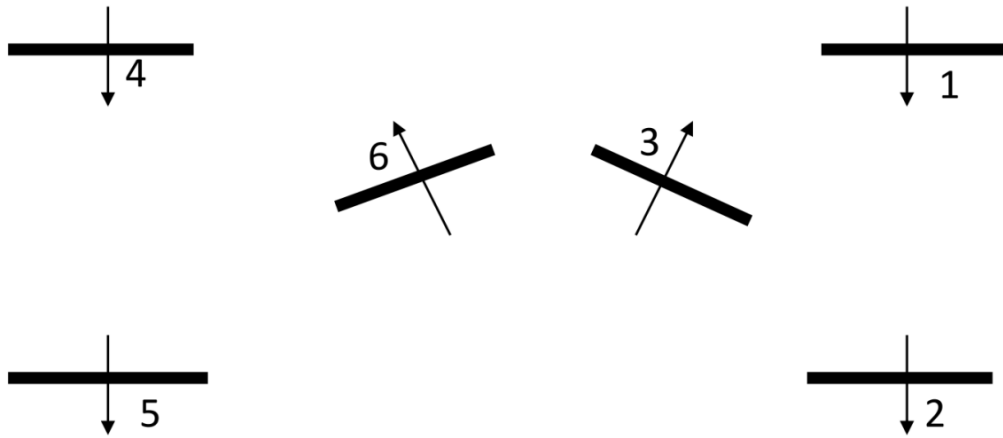


June 20, 2021 VSE Jumping Pattern



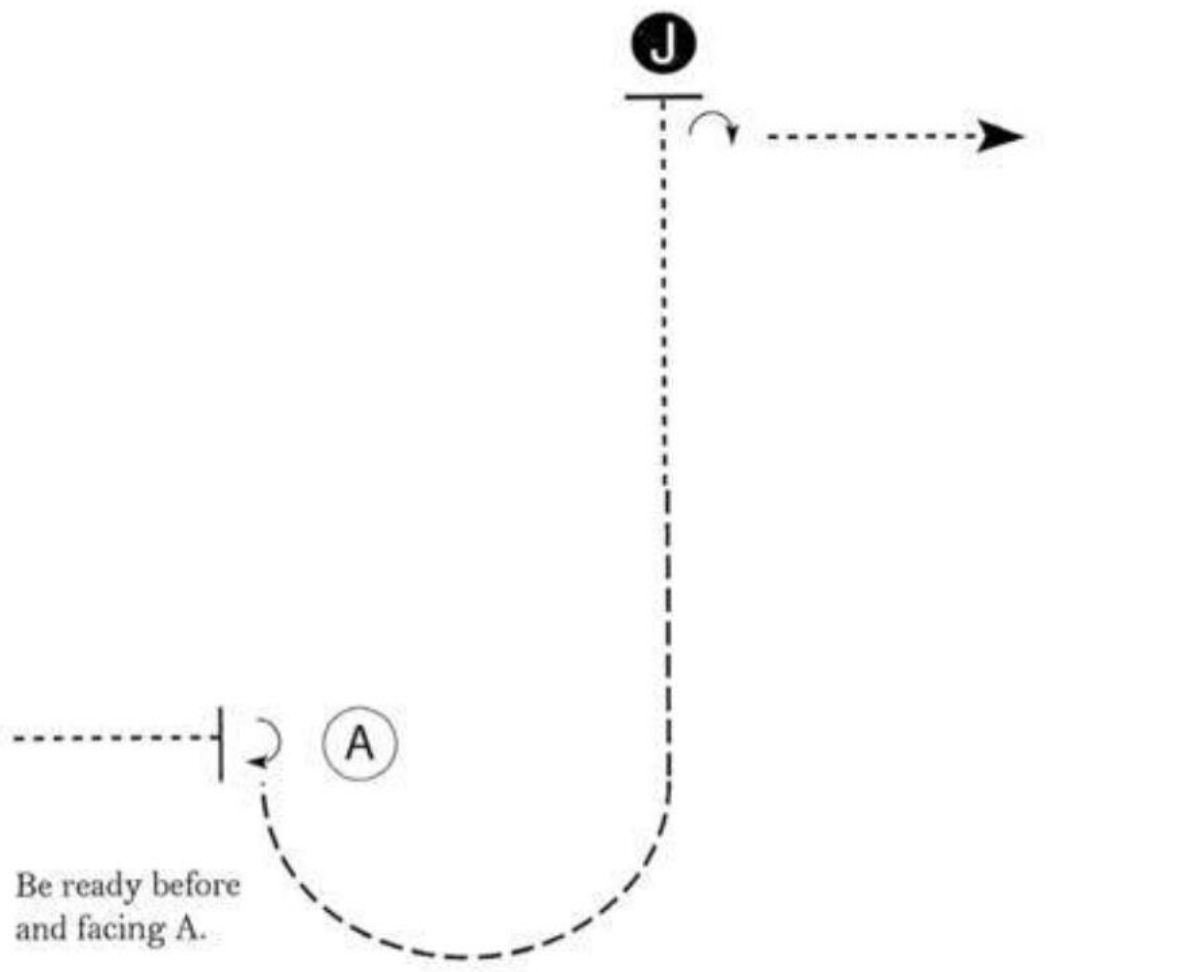
Entrance/Exit Gate

June 20, 2021 - VSE Hunter Pattern



Entrance/Exit Gate

NJHA
 Youth Walk Trot – Adult Walk Trot – Novice – VSE
 Showmanship 6/20/21



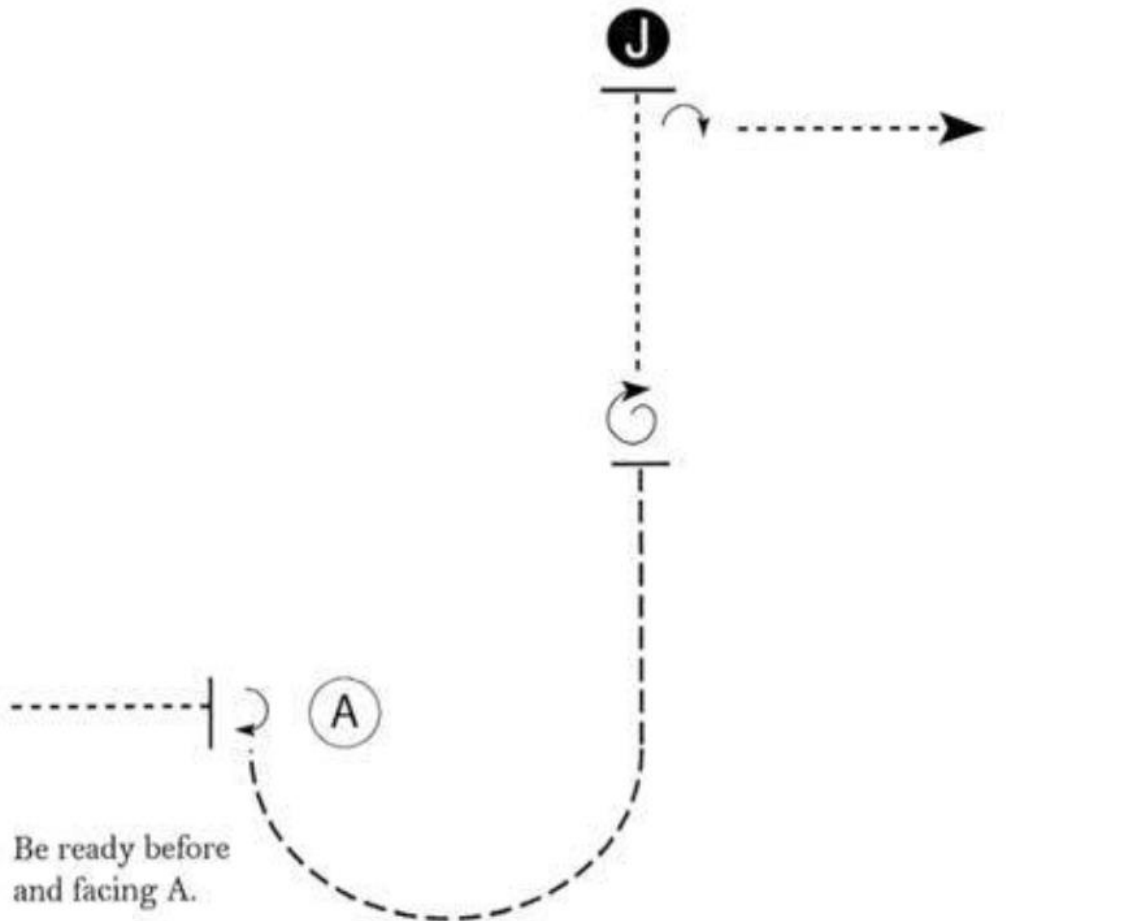
Be ready before
and facing A.

1. Walk to A.
2. Stop and perform a 1/4 turn.
3. Trot in a half circle and halfway to Judge..
4. Walk to judge and set up for inspection.
5. When dismissed, perform a 1/4 turn and walk straight away from Judge.

Follow the instructions of your ring steward.

Walk	-----
Trot	-----
Back	←
Marker	⊙ B
Judge	● J

NJHA
Junior
Showmanship 6/20/21

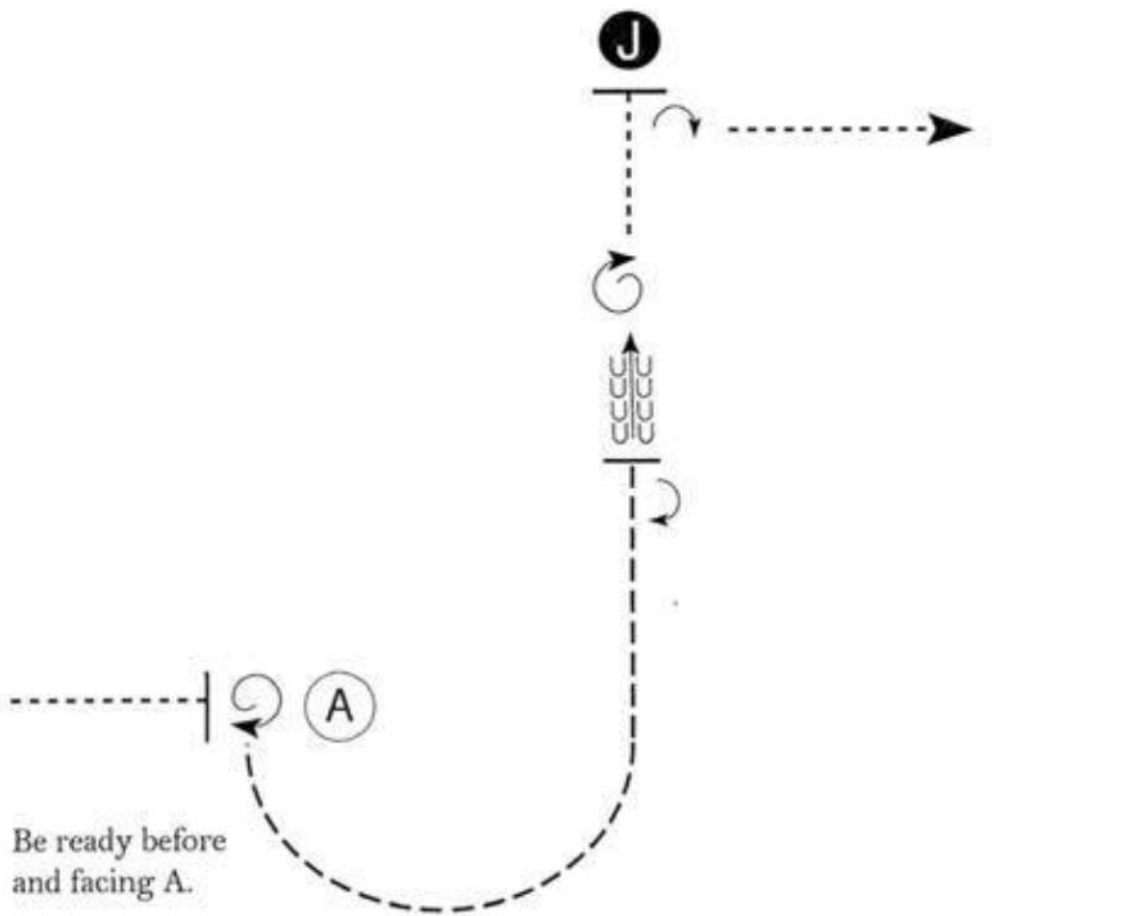


1. Walk to A.
2. Stop and perform a 1/4 turn.
3. Trot in a half circle and halfway to Judge.
4. Stop and perform a full (360 degree) turn.
5. Walk to judge and set up for inspection.
6. When dismissed, perform a 1/4 turn and walk straight away from Judge.

Follow the instructions of your ring steward.

Walk	-----
Trot	- - - - -
Back	← 3333
Marker	ⓑ
Judge	ⓙ

**NJHA
Intermediate & Senior
Showmanship 6/20/21**




1. Walk to A.
2. Stop and perform a 1 1/4 turn.
3. Trot in a half circle and halfway to Judge.
4. Stop and perform a 1/2 turn.
5. Back approximately one horse length.
6. Perform a 1 1/2 turn.
7. Walk to judge and set up for inspection.
8. When dismissed, perform a 1/4 turn and walk straight away from Judge.

Walk	-----
Trot	-----
Back	←-----
Marker	ⓑ
Judge	ⓙ

Follow the instructions of your ring steward.

NJHA
 Youth Walk Trot – Adult Walk Trot – Novice
 Horsemanship 6/20/21



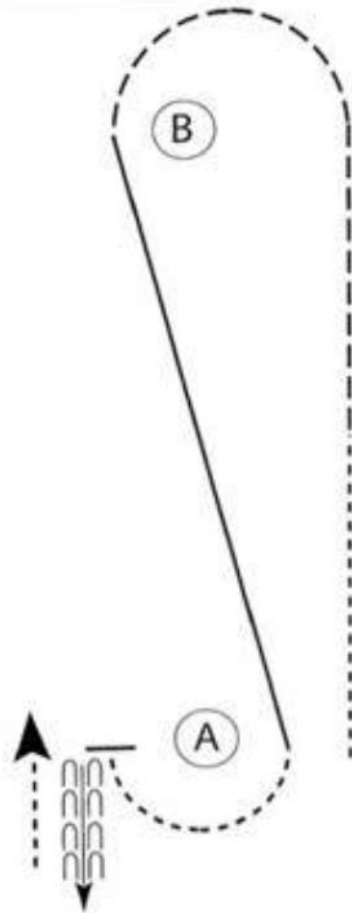
Be ready at A.

1. Walk halfway to B.
2. Jog to and around B.
3. Continue to jog diagonally back to A.
4. Walk around A.
5. Stop and back approximately two horse lengths.
6. Walk straight away.

Follow the instructions of your ring steward.

Walk	-----
Jog	-----
Extended Jog	-----
Lope	-----
Lead Change	
Back	
Marker	ⓑ

NJHA
Junior
Horsemanship 6/20/21



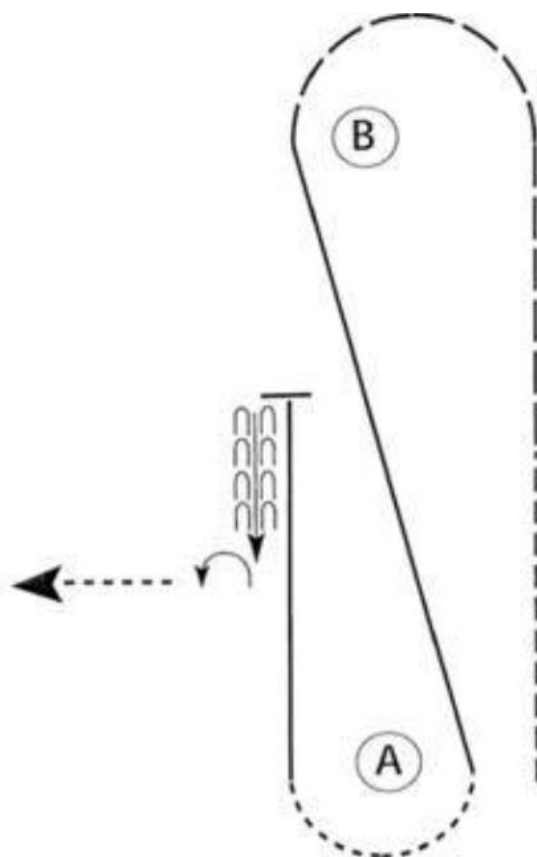
Be ready at A.

1. Walk halfway to B.
2. Jog to and around B.
3. Lope on the left lead diagonally back to A.
4. Walk around A.
5. Stop and back approximately two horse lengths.
6. Walk straight away.

Follow the instructions of your ring steward.

Walk	-----
Jog	-----
Extended Jog	-----
Lope	-----
Lead Change	-----
Back	←-----
Marker	ⓑ

**NJHA
Intermediate & Senior
Horsemanship 6/20/21**



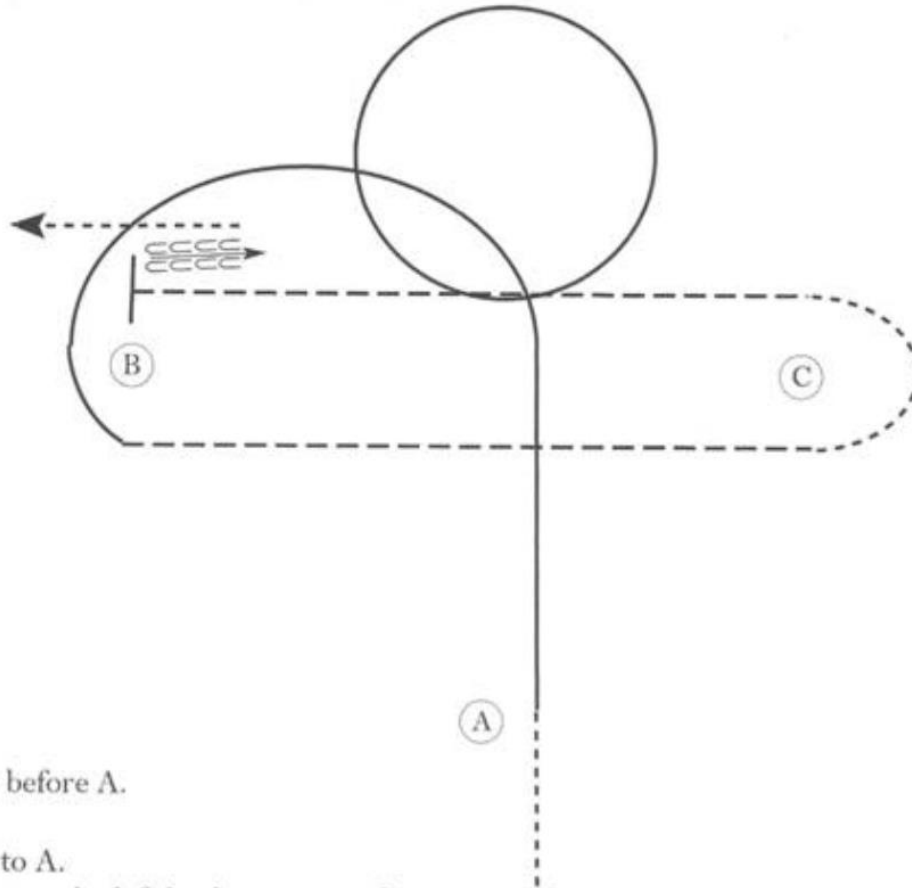
Be ready at A.

1. Jog halfway to B.
2. Extend the jog to and around B.
3. Lope on the left lead diagonally back to A.
4. Walk around A.
5. Lope on the right lead halfway to B.
6. Stop and back approximately two horse lengths.
7. Perform a 1/4 turn to the left.
8. Walk straight away.

Follow the instructions of your ring steward.

Walk	-----
Jog	-----
Extended Jog	-----
Lope	—————
Lead Change	
Back	
Marker	

**NJHA
Intermediate & Senior
Equitation 6/20/21**



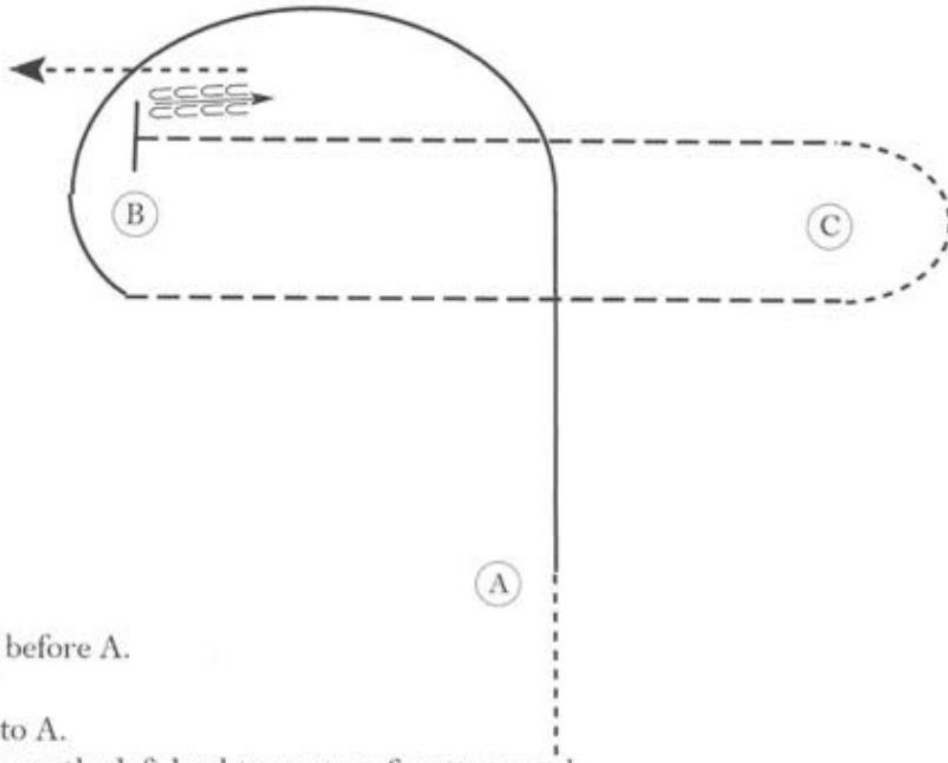
Be ready before A.

1. Walk to A.
2. Canter on the left lead to center of pattern and in a half circle around B.
3. Trot on the right diagonal from B to C.
4. Walk around C.
5. Trot on the left diagonal halfway to B.
6. Canter a right lead circle.
7. Sitting trot until even with B.
8. Halt at B and back approximately one horse length. Walk straight away.

Follow the instructions of your ring steward.

Walk	-----
Trot	- - - - -
Extended Trot	— — — — —
Canter	—————
Leg Yield	
Lead Change	///
Back	⤵⤵⤵⤵
Marker	Ⓚ
Sidepass	← →
Hand Gallop	—————

NJHA
Junior
Equitation 6/20/21



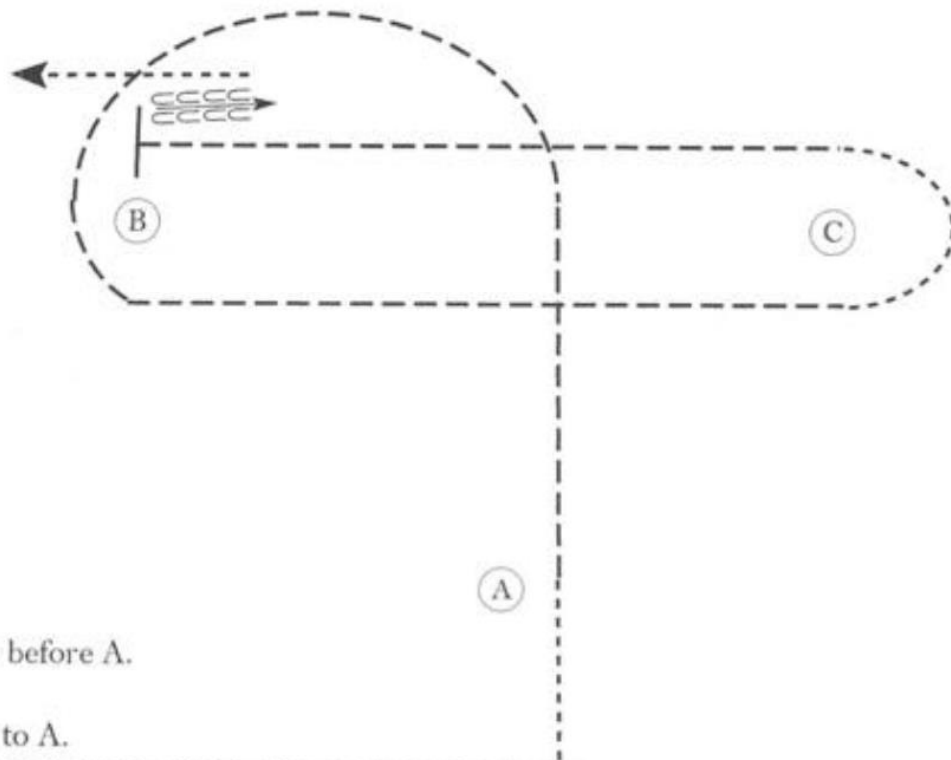
Be ready before A.

1. Walk to A.
2. Canter on the left lead to center of pattern and in a half circle around B.
3. Trot on the right diagonal from B to C.
4. Walk around C.
5. Trot on the left diagonal to B.
6. Halt at B and back approximately one horse length. Walk straight away.

Follow the instructions of your ring steward.

Walk	-----
Trot	-----
Extended Trot	-----
Canter	-----
Leg Yield	
Lead Change	
Back	←←←←←
Marker	(B)
Sidepass	←←
Hand Gallop	-----

NJHA
Youth Walk Trot – Adult Walk Trot – Novice
Equitation 6/20/21



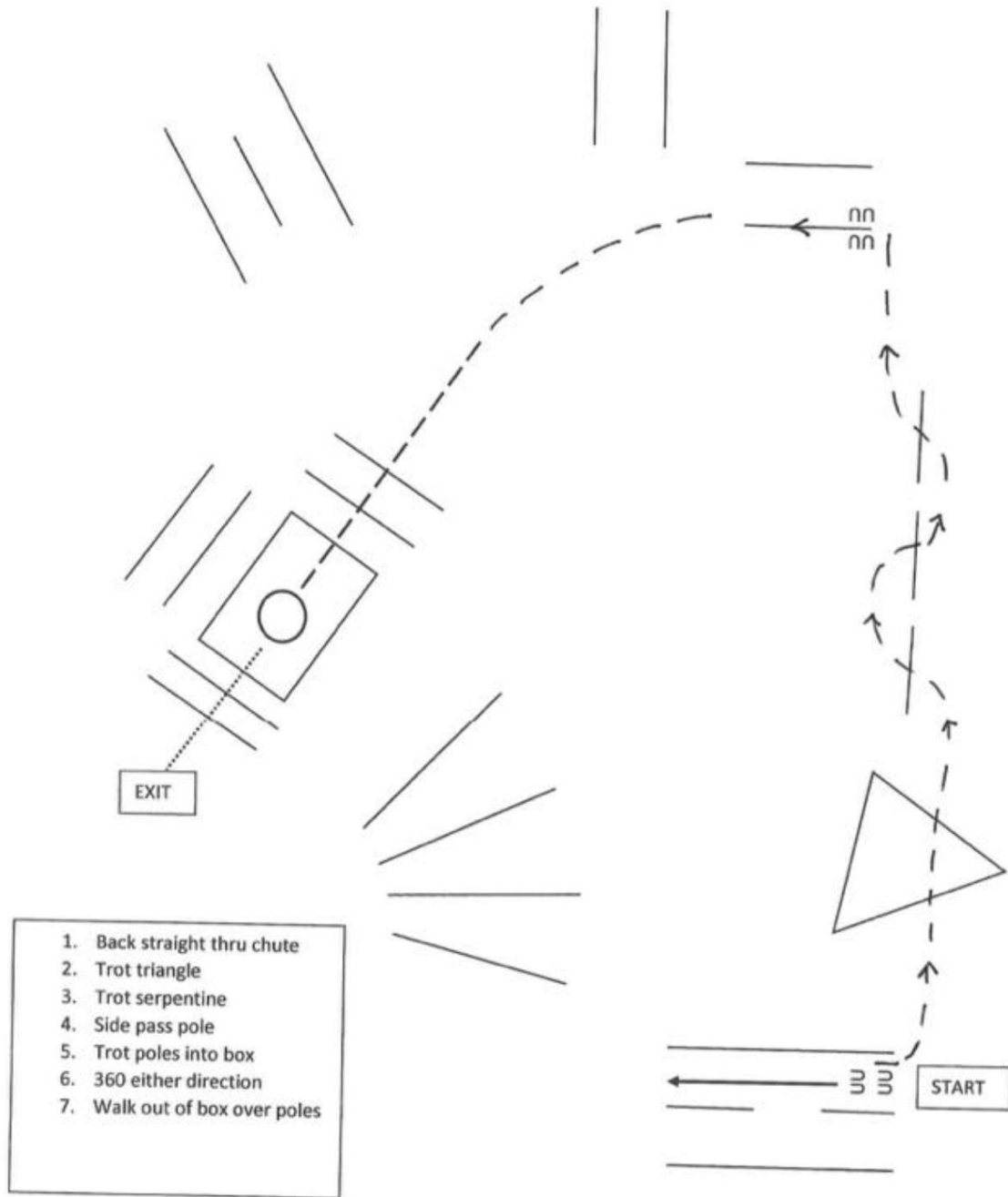
Be ready before A.

1. Walk to A.
2. Trot on the right diagonal to center of pattern and in a half circle around B.
3. Continue to trot on the right diagonal from B to C.
4. Walk around C.
5. Trot on the left diagonal to B.
6. Halt at B and back approximately one horse length. Walk straight away.

Follow the instructions of your ring steward.

Walk	-----
Trot	- - - - -
Extended Trot	- - - - -
Canter	—————
Leg Yield	
Lead Change	— / —
Back	← 3333
Marker	(B)
Sidepass	← ←
Hand Gallop	-----

NJHA
Youth Walk Trot – Adult Walk Trot – Novice - VSE
Trail 6/20/21



NJHA
Junior – Intermediate-Senior
Trail 6/20/21

