

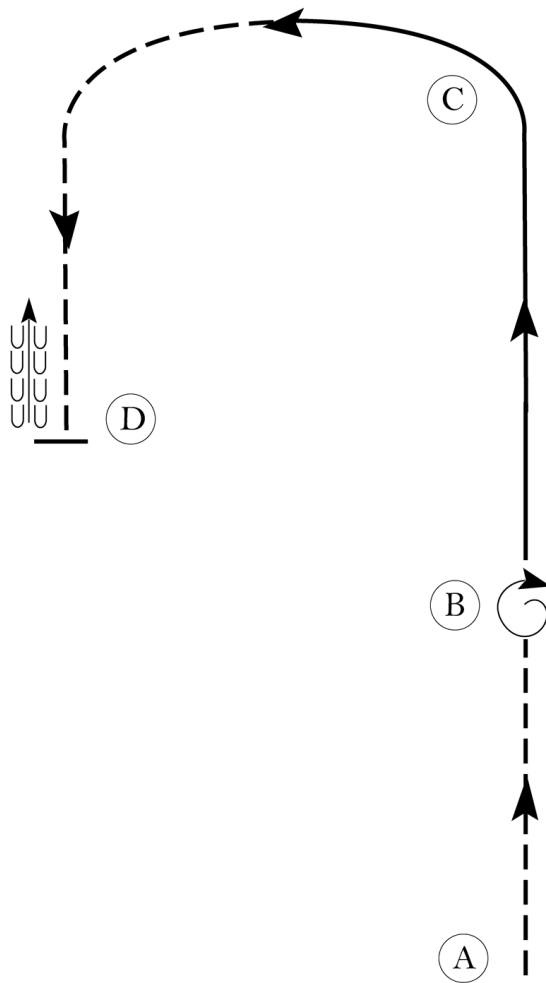
New Jersey Horse Association

Equitation (Int and Sr)

Show Date: 06-18-2023

w w w . H o r s e S h o w P a t t e r n s . c o m

w w w . H o r s e S h o w P a t t e r n s . c o m



Be ready at A.

1. Posting trot on the left diagonal from A to B.
2. Stop at B and turn on the forehand 360 degrees to the right.
3. At B, canter on the right lead.
4. At the top of the arc, transition to the posting trot to D.
5. Stop and back approximately one horse length at D.

Exit at a sitting trot.

| | |
|---------------|-----------|
| Walk | ----- |
| Trot | - - - - - |
| Extended Trot | — — — — — |
| Canter | — — — — — |
| Leg Yield | |
| Lead Change | — / — |
| Back | ← ← ← ← ← |
| Marker | (B) |
| Sidepass | ← ← ← ← ← |
| Hand Gallop | — — — — — |

[HSE/2-22]

Pattern Provided by:

New Jersey Horse Association

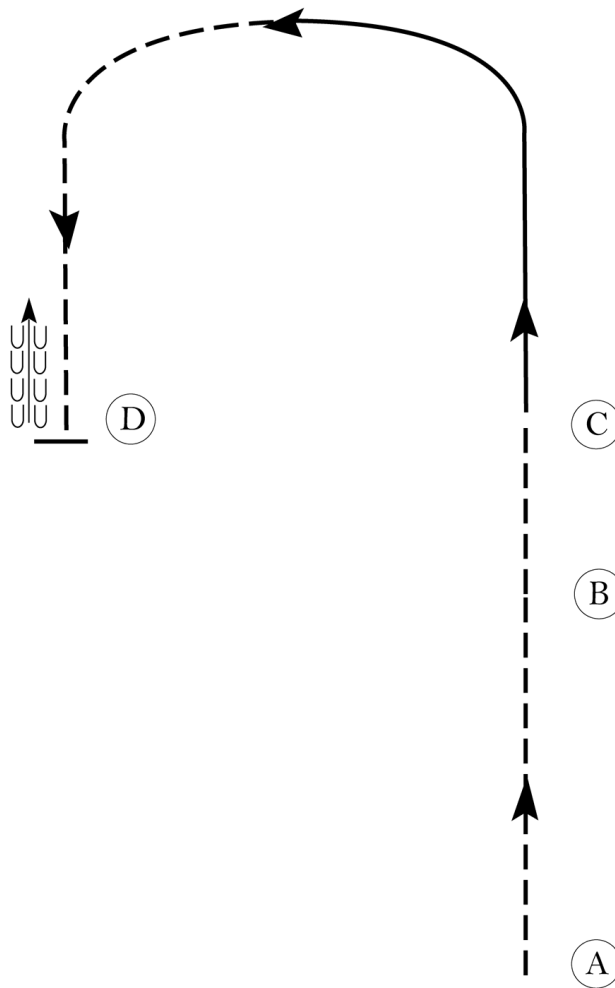
New Jersey Horse Association

Equitation (Jr)

Show Date: 06-18-2023

w w w . H o r s e S h o w P a t t e r n s . c o m

w w w . H o r s e S h o w P a t t e r n s . c o m



Be ready at A.

1. Posting trot on the left diagonal from A to B.
2. Sitting trot from B to C.
3. Left lead canter at C.
4. When at the top of the arc, transition to a posting trot on the right diagonal to D.
5. Stop and back approximately one horse length at D.

Exit at a sitting trot.

| | |
|---------------|-------|
| Walk | |
| Trot | ----- |
| Extended Trot | ----- |
| Canter | ————— |
| Leg Yield | |
| Lead Change | —/— |
| Back | ←←←← |
| Marker | (B) |
| Sidepass | ←←— |
| Hand Gallop | ————— |

[HSE/2-20]

Pattern Provided by:

New Jersey Horse Association

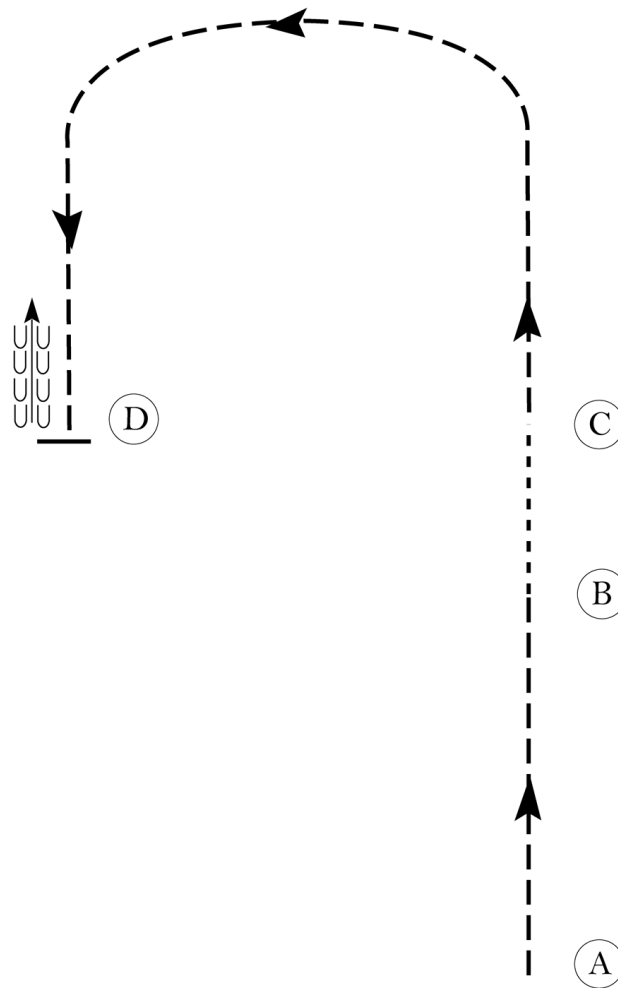
New Jersey Horse Association

Equitation (W/T 12andup and Novice)

Show Date: 06-18-2023

w w w . H o r s e S h o w P a t t e r n s . c o m

w w w . H o r s e S h o w P a t t e r n s . c o m



Be ready at A.

1. Posting trot on the left diagonal from A to B.
2. Walk from B to C.
3. Posting trot on the right diagonal from C to D.
4. Stop and back approximately one horse length at D.

Exit at a sitting trot.

| | |
|---------------|-------------|
| Walk | ----- |
| Trot | - - - - - |
| Extended Trot | — — — — — |
| Canter | ————— |
| Leg Yield | |
| Lead Change | — / — |
| Back | ← ← ← ← ← |
| Marker | (B) |
| Sidepass | ← — — — — ← |
| Hand Gallop | — — — — — |

[HSE/WT-20]

Pattern Provided by:

New Jersey Horse Association

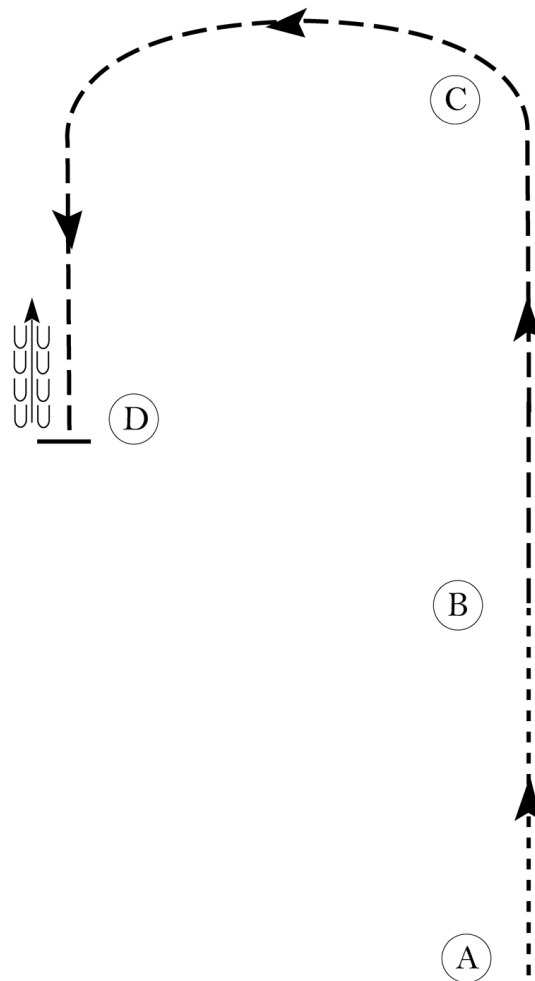
New Jersey Horse Association

Equitation Youth Walk Trot (Youth Walk Trot)

Show Date: 06-18-2023

w w w . H o r s e S h o w P a t t e r n s . c o m

w w w . H o r s e S h o w P a t t e r n s . c o m



Be ready at A.

1. Walk from A to B.
2. Posting trot on the right diagonal from B to C.
3. At C, change diagonals and trot to D.
4. Stop and back approximately one horse length at D.

Exit at a sitting trot.

| | |
|---------------|-----------|
| Walk | ----- |
| Trot | - - - - - |
| Extended Trot | — — — — |
| Canter | — — — — |
| Leg Yield | |
| Lead Change | — / — |
| Back | ← ← ← ← ← |
| Marker | (B) |
| Sidepass | ← — — — ← |
| Hand Gallop | — — — — |

[HSE/WT-22]

Pattern Provided by:

New Jersey Horse Association

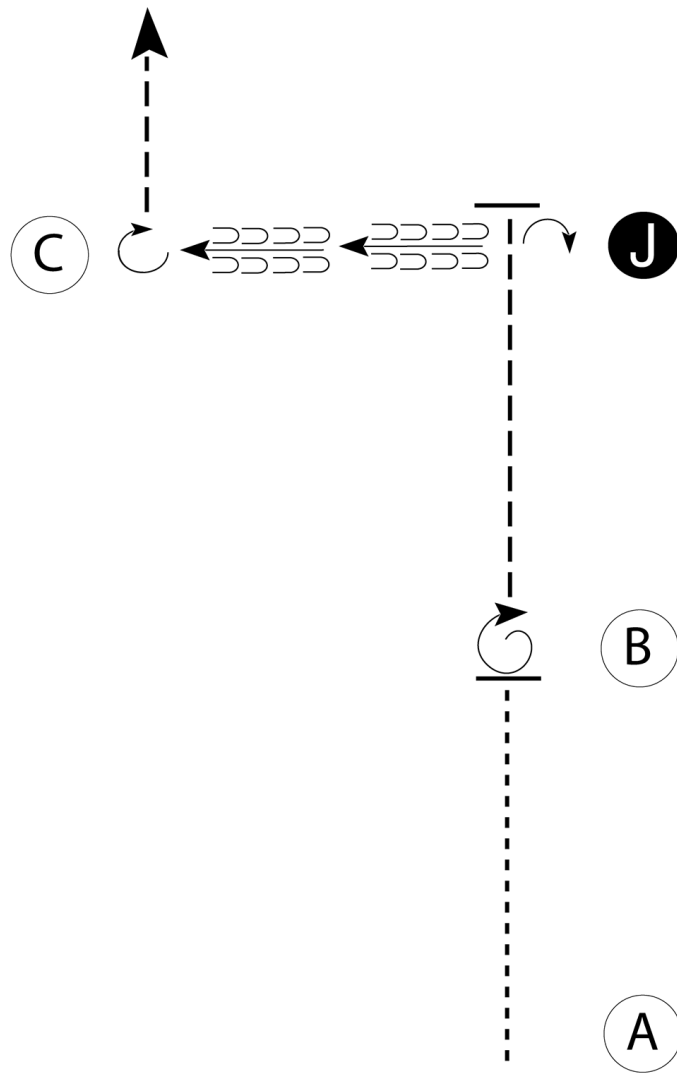
New Jersey Horse Association

Showmanship Open, W/T 12 and up and Junior

Show Date: 06-18-2023

w w w . H o r s e S h o w P a t t e r n s . c o m

w w w . H o r s e S h o w P a t t e r n s . c o m



Be ready at A.

1. Walk A to B.
2. Stop at B and perform a 360 degree turn.
3. Trot until even with Judge.
4. Stop and perform a 90 degree turn; set up for inspection.
5. When dismissed, back to C.
6. Perform a 270 degree turn and trot straight away.

Walk -----
Trot - - - - -
Back ←

Marker (B)
Judge (J)

Follow the instructions of your ring steward.

[S/2-4]

Pattern Provided by:

New Jersey Horse Association

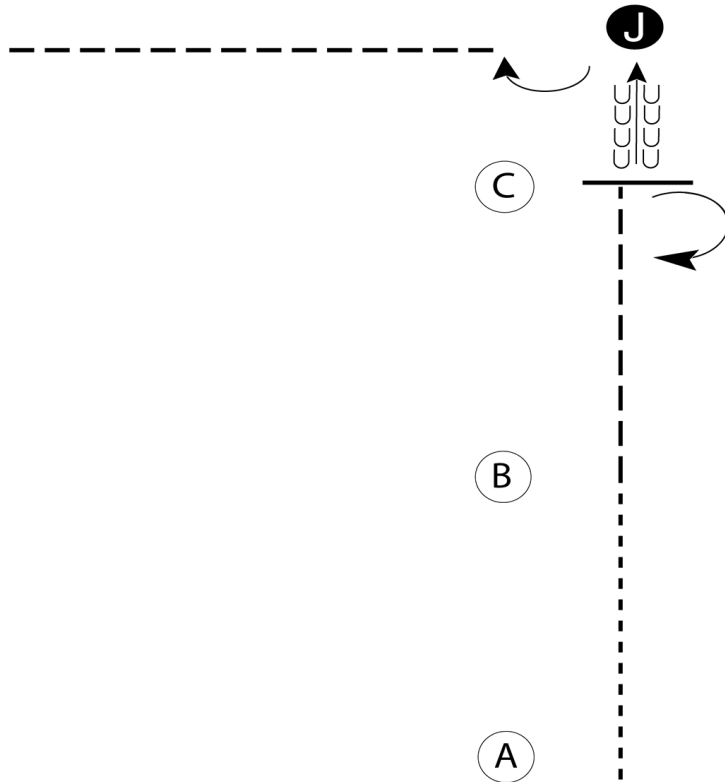
New Jersey Horse Association

Showmanship (Int and Sr)

Show Date: 06-18-2023

w w w . H o r s e S h o w P a t t e r n s . c o m

w w w . H o r s e S h o w P a t t e r n s . c o m



1. Walk from A to B.
2. Trot from B to C.
3. Stop at C and perform a 180 degree turn.
4. Back to Judge, set up for inspection.
5. When dismissed perform a 90 degree turn and trot straight away from Judge.

- Walk - - - - -
- Trot - - - - -
- Back ← - - - - -
- Marker (B)
- Judge (J)

[S/2-6]

Pattern Provided by:

New Jersey Horse Association

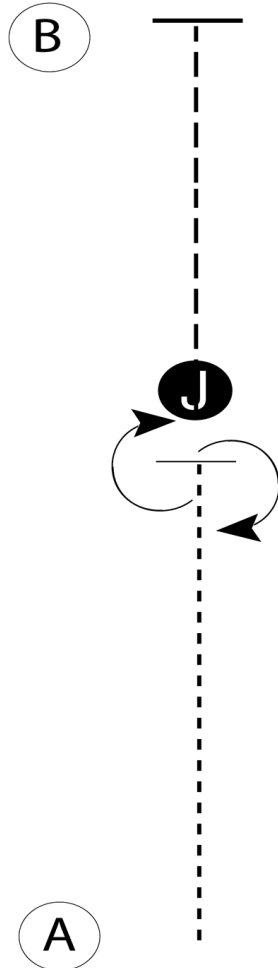
New Jersey Horse Association

Showmanship (Youth W/T and Novice)

Show Date: 06-18-2023

w w w . H o r s e S h o w P a t t e r n s . c o m

w w w . H o r s e S h o w P a t t e r n s . c o m



Be ready at A.

1. When acknowledged, walk to the Judge.
 2. Stop and perform a 180 degree turn. Set up for inspection.
 3. When dismissed, judge will move out of your path. Perform a 180 degree turn.
 4. Trot to B.
 5. Stop at B.
- Follow the instructions of your ring steward.

| | |
|---------------|-----------|
| Walk | ----- |
| Trot | - - - - - |
| Back | ← |
| Marker | Ⓚ |
| Judge | Ⓝ |

[S/WT-31]

Pattern Provided by:
New Jersey Horse Association

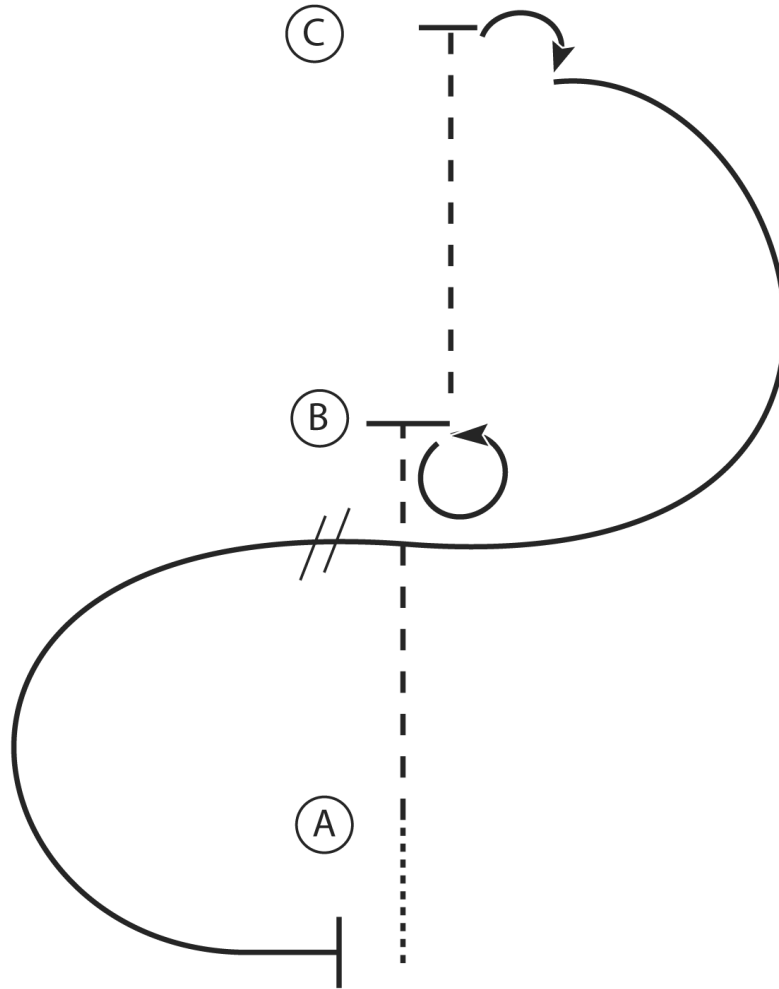
New Jersey Horse Association

Horsemanship (Jr, Int, and Sr)

Show Date: 06-18-2023

w w w . H o r s e S h o w P a t t e r n s . c o m

w w w . H o r s e S h o w P a t t e r n s . c o m



1. Walk to A
2. Jog A to B
3. Stop at B and perform a 360 degree turn to the left
4. Jog B to C
5. Stop at C and perform a 90 degree turn to the right
6. Lope a half circle to B on the right lead
7. At B perform a lead change and lope a half circle to A on the left lead
8. Stop at A

| | |
|--------------|------------|
| Walk | |
| Jog | ----- |
| Extended Jog | ----- |
| Lope | ————— |
| Leg Yield | |
| Lead Change | ↘ ↙ |
| Back | ←←← ←←← |
| Marker | (B) |
| Sidepass | ←←← |

[WH/2-30]

Pattern Provided by:

New Jersey Horse Association

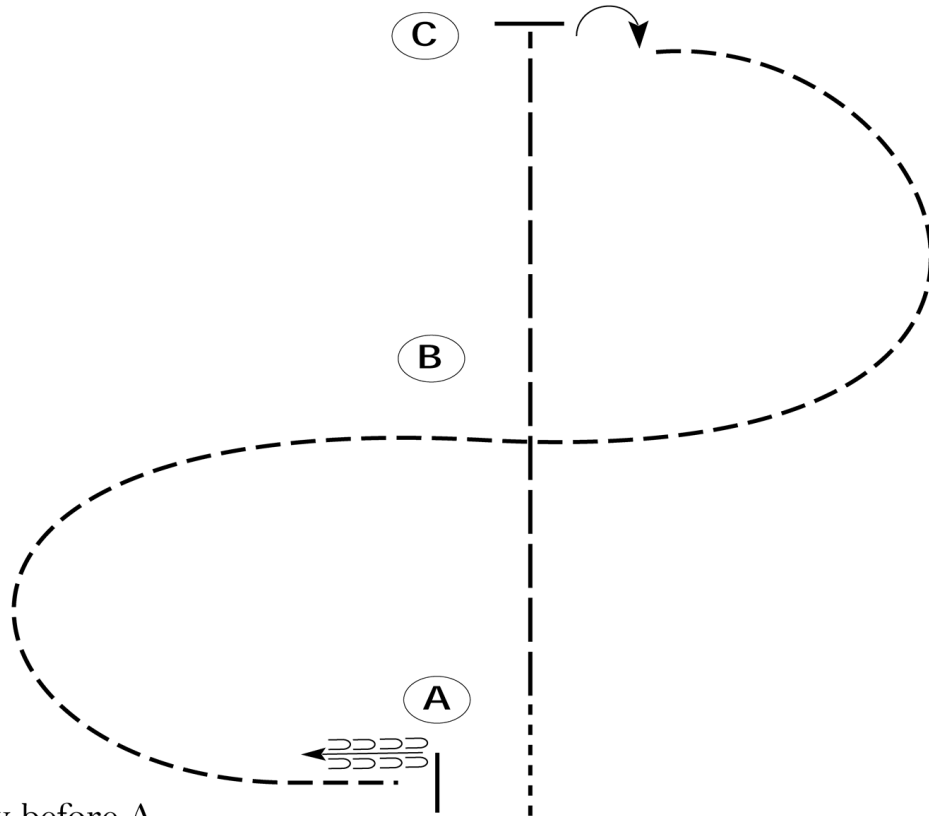
New Jersey Horse Association

Horsemanship W/T (Classes 30, 31 and 32)

Show Date: 06-18-2023

w w w . H o r s e S h o w P a t t e r n s . c o m

w w w . H o r s e S h o w P a t t e r n s . c o m



Be ready before A.

1. Walk to A.
2. Perform an extended jog from A to C.
3. Stop at C and turn 90 degrees to the right.
4. Jog half a circle to B.
5. Continue at a jog in a half circle to A.
6. Stop at A and back approximately one horse length.

Follow the instructions of your ring steward.

| | |
|--------------|-------------|
| Walk | ----- |
| Jog | - - - - - |
| Extended Jog | — — — — |
| Lope | ————— |
| Leg Yield | |
| Lead Change | — / — |
| Back | ← ⊃ ⊃ ⊃ ⊃ |
| Marker | ⊙ B |
| Sidepass | ← — — — — → |

[WH/WT-30]

Pattern Provided by:

New Jersey Horse Association