

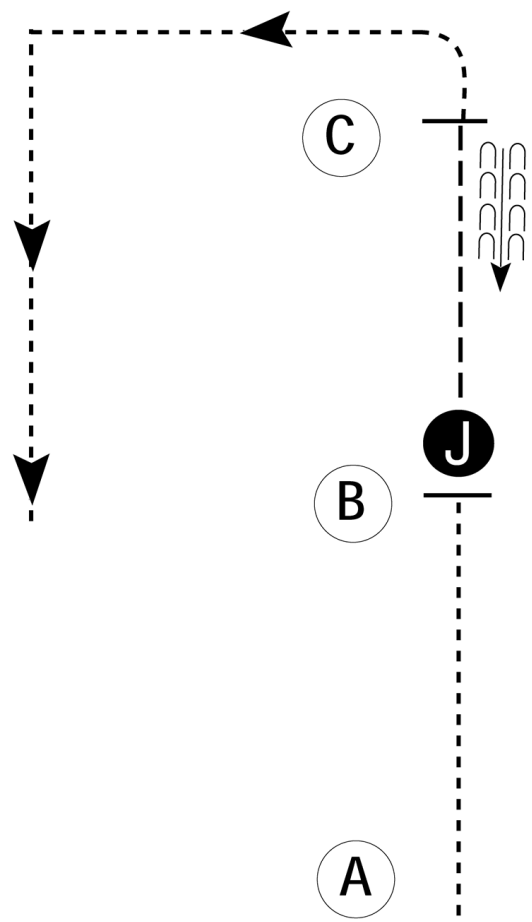
New Jersey Horse Association

Showmanship VSE

Show Date: 04-02-2022

w w w . H o r s e S h o w P a t t e r n s . c o m

w w w . H o r s e S h o w P a t t e r n s . c o m



Be ready at A.

1. Walk to the judge.
2. Stop and set up.
3. When dismissed, trot to C.
4. Stop and back 3 steps.
5. Walk to exit

Walk - - - - -

Trot - · - · -

Back ← ~ ~ ~

Marker (B)

Judge (J)

[MHP/S-10]

Pattern Provided by:
NJHA

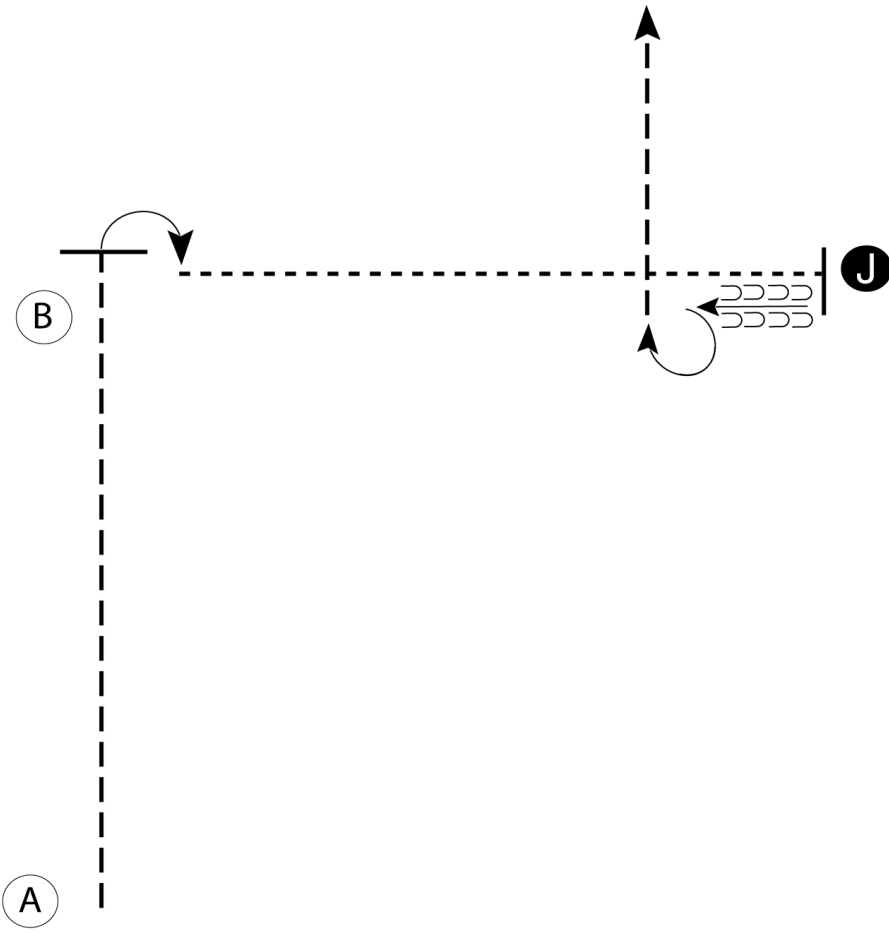
New Jersey Horse Association

Showmanship Novice & Intermediate & Junior

Show Date: 04-02-2022

w w w . H o r s e S h o w P a t t e r n s . c o m

w w w . H o r s e S h o w P a t t e r n s . c o m



- 1. Begin at A. Trot from A past B
- 2. Stop and perform a 90 degree turn
- 3. Walk to the Judge, stop and set up for inspection
- 4. When dismissed back one horse length and perform a 270 degree turn
- 5. Trot to the Exit

Walk	-----
Trot	- - - - -
Back	←
Marker	ⓑ
Judge	ⓐ

[S/1-14]

Pattern Provided by:
NJHA

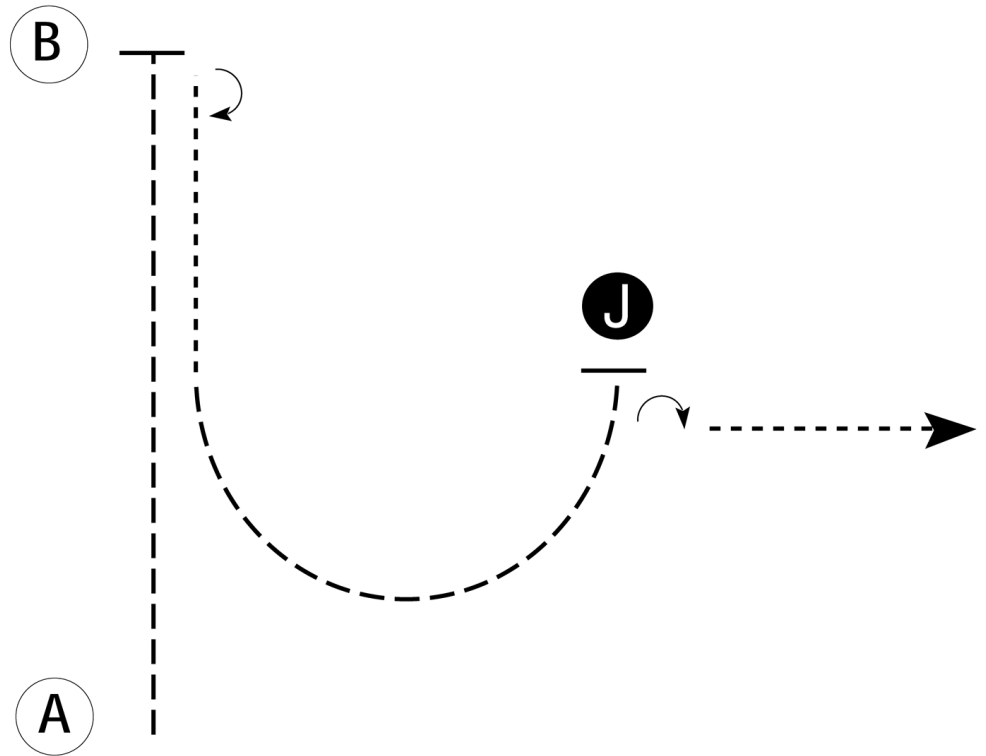
New Jersey Horse Association

Showmanship Open W/T

Show Date: 04-02-2022

w w w . H o r s e S h o w P a t t e r n s . c o m

w w w . H o r s e S h o w P a t t e r n s . c o m



Be ready at A.

1. Trot to B.
2. Perform a 1/2 turn.
3. Walk until even with Judge.
4. Trot a 1/2 circle to Judge.
5. Stop and set up.
6. When dismissed, perform a 1/4 turn and walk to exit

Walk	-----
Trot	- - - - -
Back	← ⊃ ⊃ ⊃ ⊃
Marker	⊙ B
Judge	● J

[S/WT-73]

Pattern Provided by:

NJHA

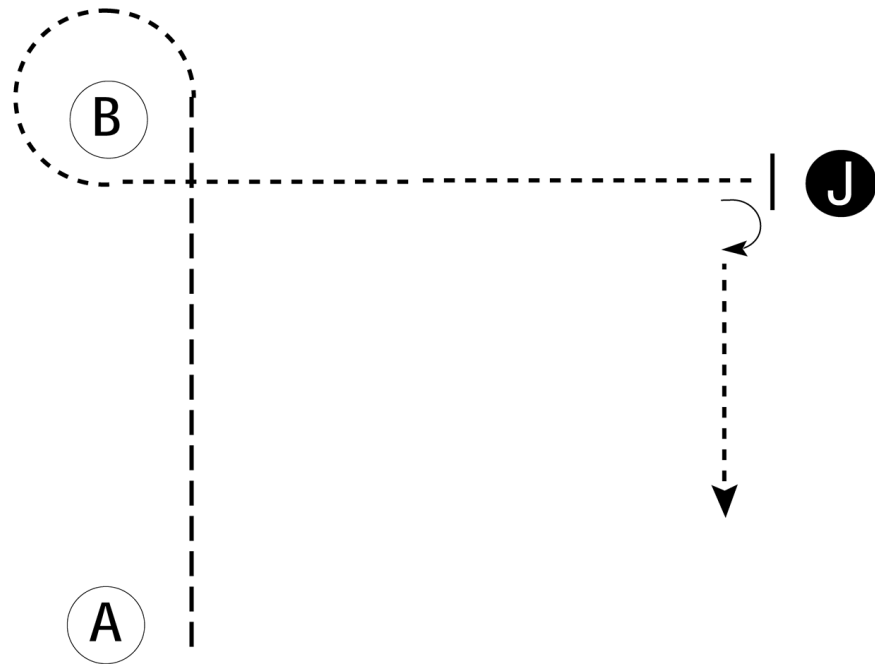
New Jersey Horse Association

Showmanship Yourh W/T

Show Date: 04-02-2022

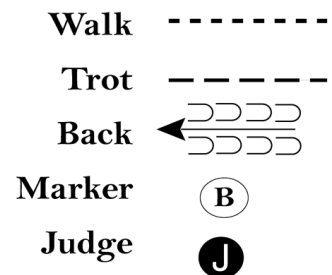
w w w . H o r s e S h o w P a t t e r n s . c o m

w w w . H o r s e S h o w P a t t e r n s . c o m



Be ready at A.

1. Trot from A to B.
2. Walk a tight circle around B.
3. Walk to judge.
4. Stop and set up for inspection.
5. When dismissed, perform a 90 degree turn and walk away.



[S/1-56]

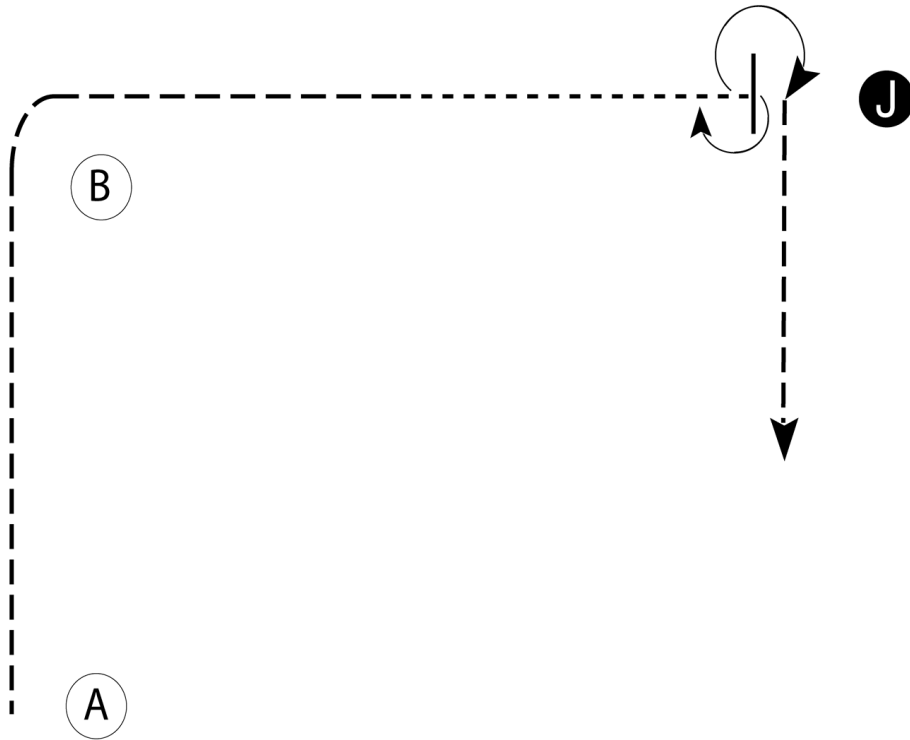
Pattern Provided by:

NJHA

New Jersey Horse Association

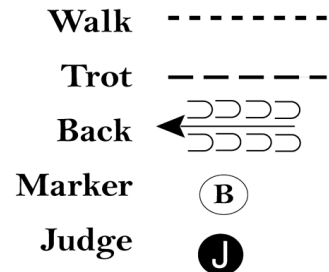
Showmanship Sr

Show Date: 04-02-2022



Be ready at A.

1. Trot from A around B and half way to the Judge.
2. Break to the walk. Walk to the Judge.
3. Stop and perform a 180 degree turn. Set up for inspection.
4. When dismissed, perform a 270 degree turn and trot straight away from the Judge.



[S/2-33]

Pattern Provided by:

NJHA

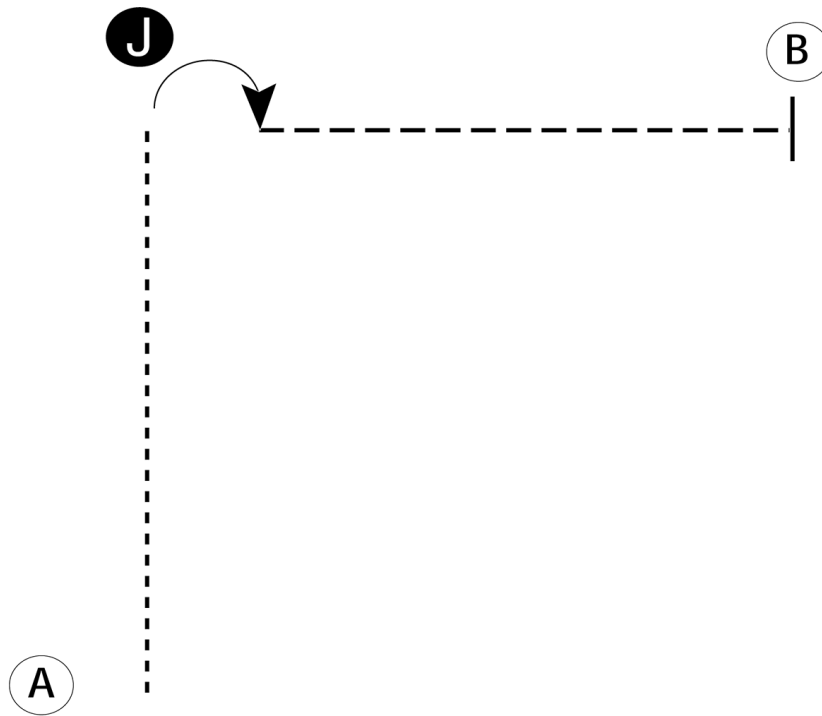
New Jersey Horse Association

Showmanship leadline

Show Date: 04-02-2022

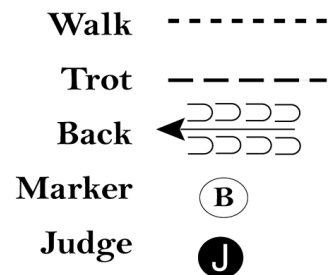
w w w . H o r s e S h o w P a t t e r n s . c o m

w w w . H o r s e S h o w P a t t e r n s . c o m



Be ready at A.

1. Walk from A to Judge.
2. Stop and set up for inspection.
3. When dismissed, perform a 90 degree turn.
4. Trot away from judge to B.
5. Stop at B.
6. Walk to Exit



[SWT-7]

Pattern Provided by:

NJHA

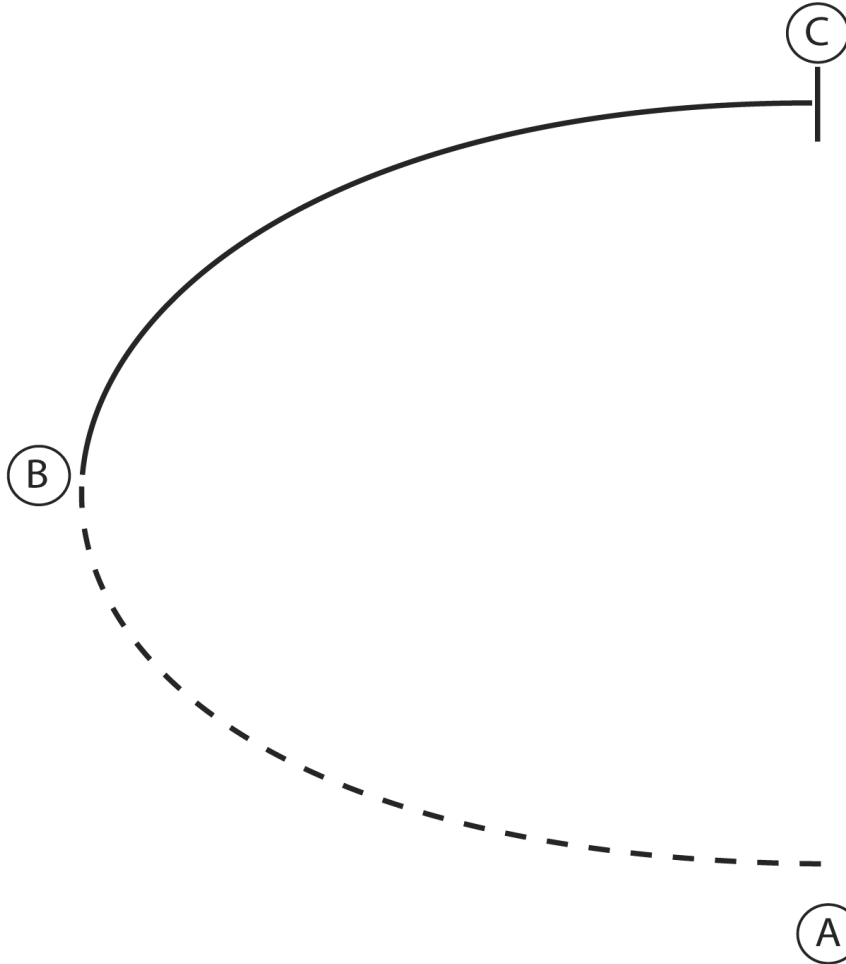
New Jersey Horse Association

Hunt Seat Equit Novice




Show Date: 04-02-2022

w w w . H o r s e S h o w P a t t e r n s . c o m

w w w . H o r s e S h o w P a t t e r n s . c o m



1. Posting trot A to B on the left diagonal
 2. At B canter on the right lead to C
- Or At B Change Diagonals to Right to C
3. Stop at C and back one horse length
 4. Walk to exit

- Walk (dotted line)
- Trot - - - - - (dashed line)
- Extended Trot - - - - - (long dashed line)
- Canter _____ (solid line)
- Leg Yield ||||| (vertical lines)
- Lead Change 
- Back 
- Marker (B) (circle with B)
- Sidepass 

[HSE/1-13]

Pattern Provided by:

NJHA

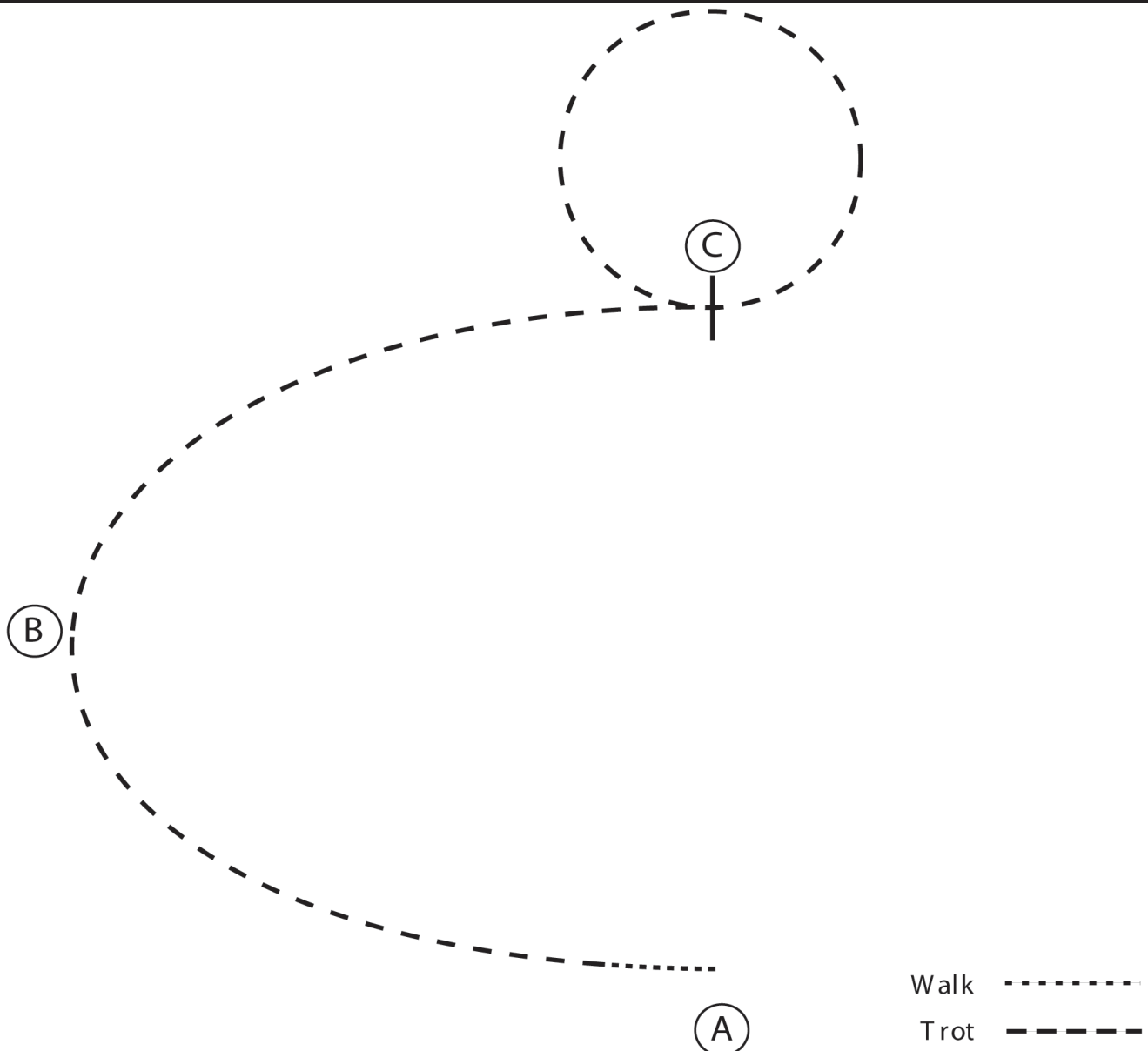
New Jersey Horse Association

Hunt Seat Equit Open W/T

Show Date: 04-02-2022

w w w . H o r s e S h o w P a t t e r n s . c o m

w w w . H o r s e S h o w P a t t e r n s . c o m



1. Walk 3 strides at A then posting trot on the right diagonal to B
2. At B change diagonals and continue to C
3. At C sitting trot a circle to the left
4. Stop at C
5. Walk to exit

Walk
Trot	-----
Extended Trot	-----
Canter	—————
Leg Yield	
Lead Change	↘
Back	←←←←←
Marker	⊙
Sidepass	←←←←←

[HSE/WT-10]

Pattern Provided by:
NJHA

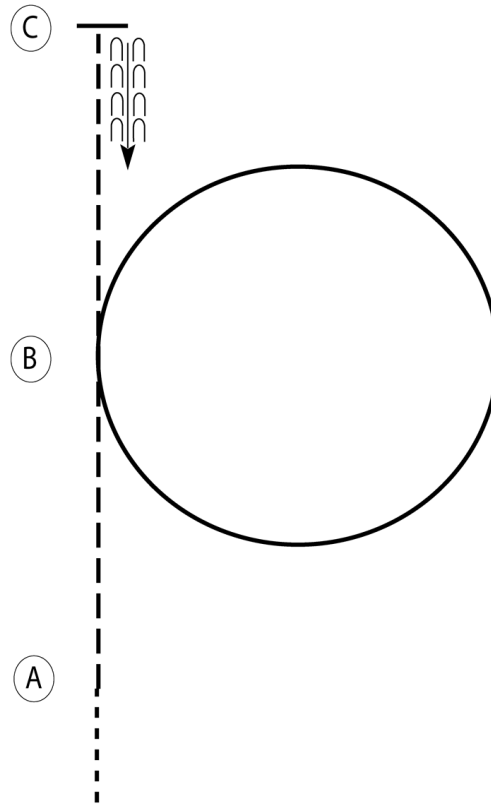
New Jersey Horse Association

Hunt Seat Equit Intermediate

Show Date: 04-02-2022

w w w . H o r s e S h o w P a t t e r n s . c o m

w w w . H o r s e S h o w P a t t e r n s . c o m



Be ready before A.

1. Walk to A.
2. Sitting trot from A to B.
3. At B, canter a circle to the right on the right lead.
4. At B, posting trot on the right diagonal to C.
5. Stop at C and back approximately one horse length.
6. Posting trot left diagonal to exit

Walk	-----
Trot	- - - - -
Extended Trot	— — — — —
Canter	—————
Leg Yield	
Lead Change	↙ ↘
Back	← ← ← ← ←
Marker	(B)
Sidepass	← — — — — →
Hand Gallop	— — — — —

[HSE/1-32]

Pattern Provided by:

NJHA

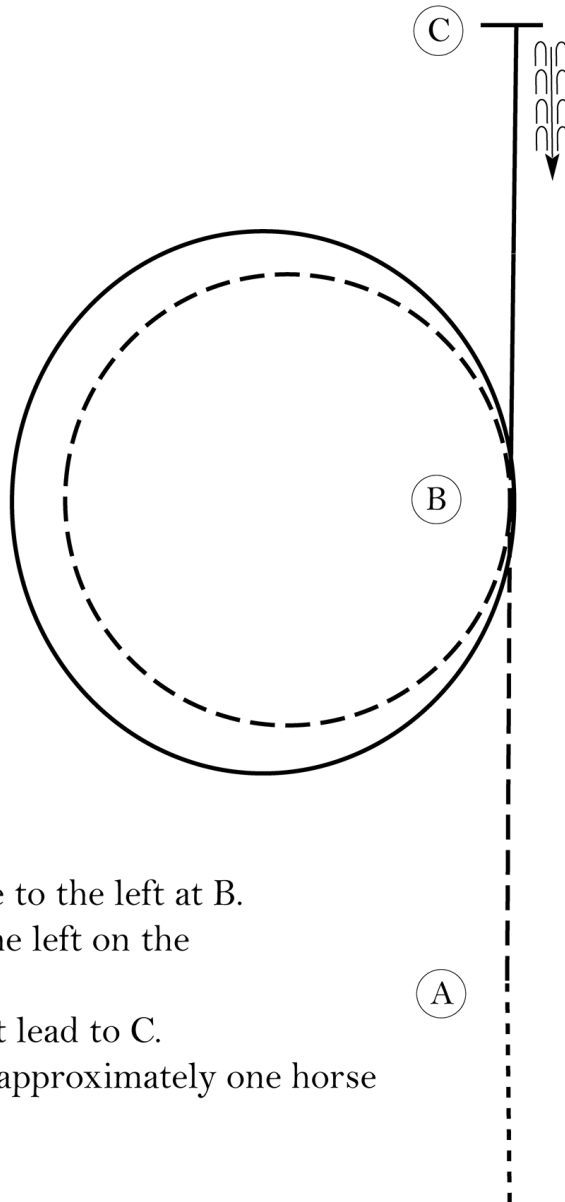
New Jersey Horse Association

Hunt Seat Equit Sr

Show Date: 04-02-2022

w w w . H o r s e S h o w P a t t e r n s . c o m

w w w . H o r s e S h o w P a t t e r n s . c o m



Be ready before A.

1. Walk to A.
2. Sitting trot to B.
3. Posting trot a circle to the left at B.
4. Canter a circle to the left on the left lead.
5. Continue on the left lead to C.
6. Stop at C and back approximately one horse length.

Exit at a walk.

Walk
Trot	- - - - -
Extended Trot	- - - - -
Canter	—————
Leg Yield	
Lead Change	///
Back	← C C C C
Marker	(B)
Sidepass	← (B) →
Hand Gallop	—————

[HSE/1-38]

Pattern Provided by:

NJHA

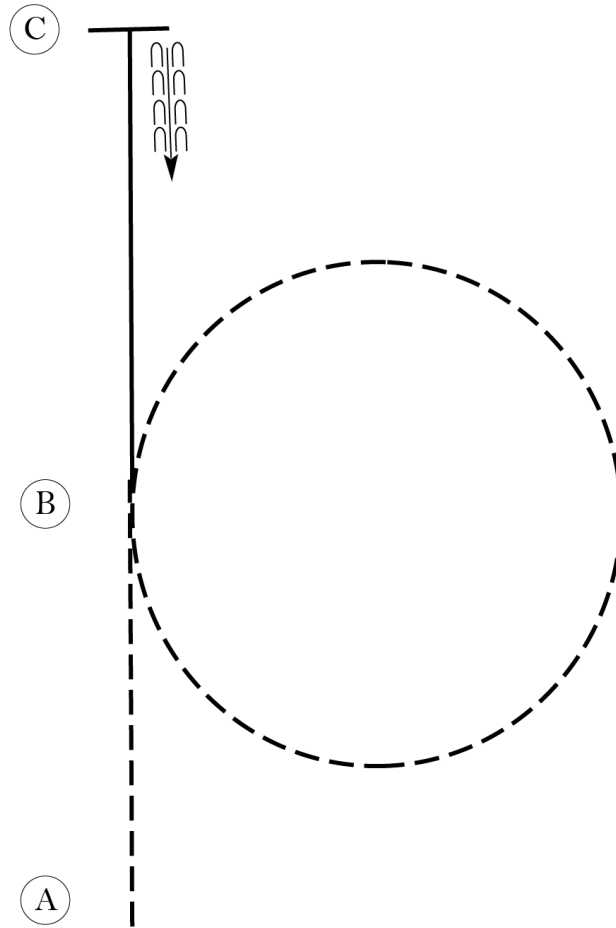
New Jersey Horse Association

Hunt Seat Equit Jr

Show Date: 04-02-2022

w w w . H o r s e S h o w P a t t e r n s . c o m

w w w . H o r s e S h o w P a t t e r n s . c o m



Be ready before A.

1. Sitting trot A to B.
2. At B, posting trot circle to the right on proper diagonal.
3. At B, canter on the left lead to C.
4. Stop at C and back approximately one horse length.
5. Exit at a posting trot

Walk	-----
Trot	- - - - -
Extended Trot	— — — — —
Canter	—————
Leg Yield	
Lead Change	↙ ↘
Back	← ← ← ← ←
Marker	(B)
Sidepass	← — — — — →
Hand Gallop	—————

[HSE/1-2]

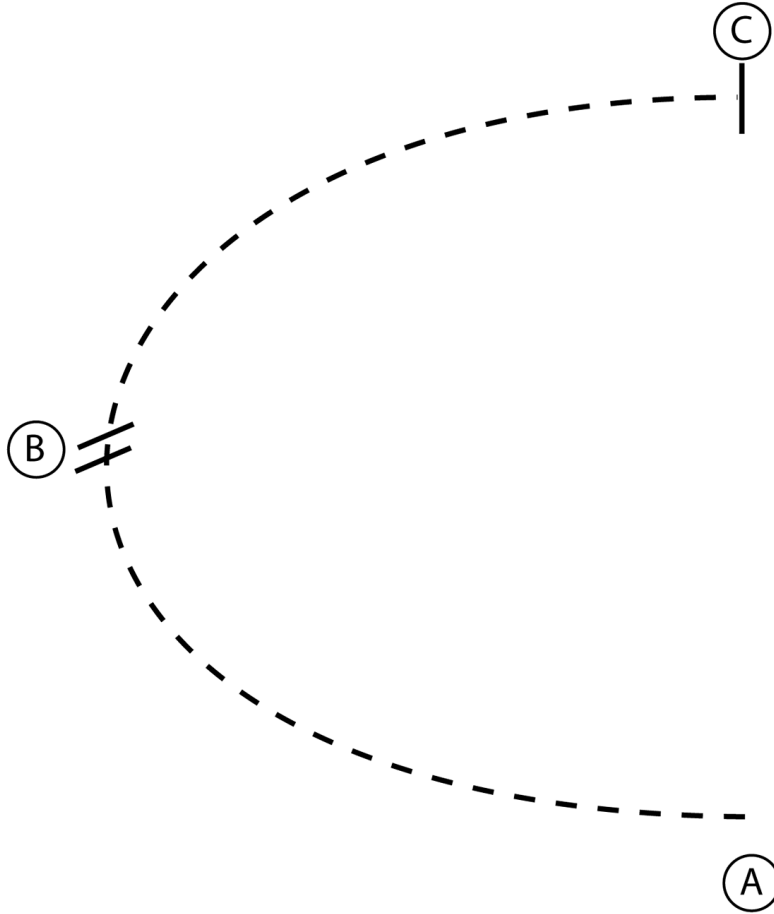
Pattern Provided by:

NJHA

New Jersey Horse Association

Hunt Seat Equit Youth W/T

Show Date: 04-02-2022



1. Posting trot A to B on the right diagonal
2. At B change diagonals and continue to C
3. Stop at C
4. Exit at a walk

Walk
Trot	-----
Extended Trot	-----
Canter	—————
Leg Yield	
Lead Change	—/—
Back	←←←←←
Marker	⊙ B
Sidepass	←-----→

[HSE/WT-9]

Pattern Provided by:

NJHA

w w w . H o r s e S h o w P a t t e r n s . c o m

w w w . H o r s e S h o w P a t t e r n s . c o m

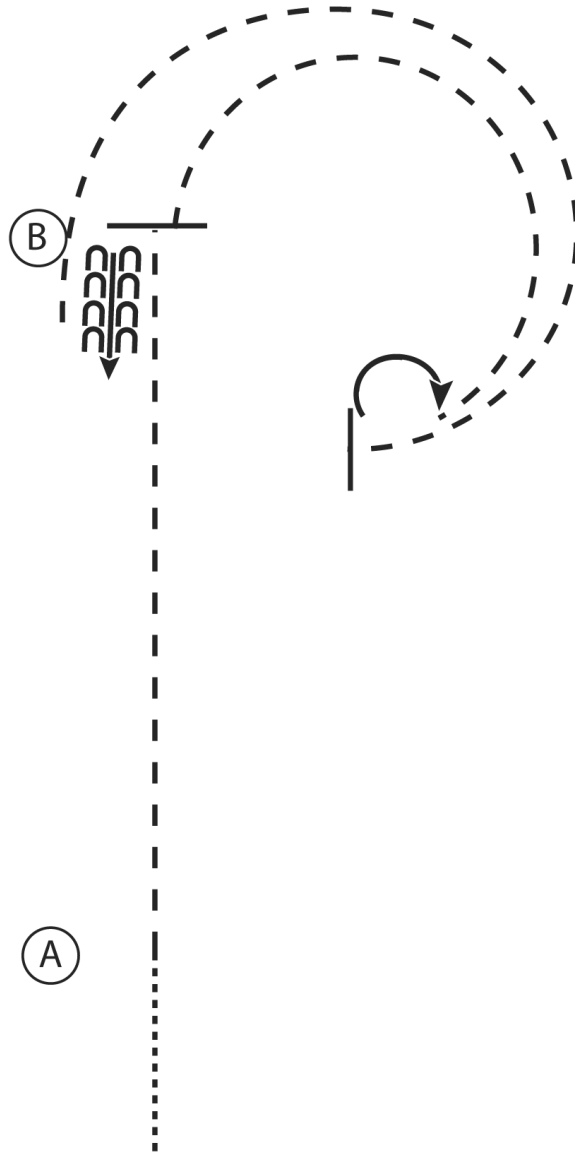
New Jersey Horse Association

Horsemanship Open W/T

Show Date: 04-02-2022

w w w . H o r s e S h o w P a t t e r n s . c o m

w w w . H o r s e S h o w P a t t e r n s . c o m



1. Walk to A
2. Jog A to B
3. At B stop and back
4. Jog 3/4 circle to the right
5. Stop and perform a 180 degree turn to the right on the hindquarter
6. Jog a circle back to B
7. Stop at B
8. Exit at a jog

Walk
Jog	- - - - -
Extended Jog	— — — — —
Lope	—————
Leg Yield	
Lead Change	— / —
Back	← C C C C C C C C C C
Marker	(B)
Sidepass	← - - - - ←

[WH/WT-12]

Pattern Provided by:

NJHA

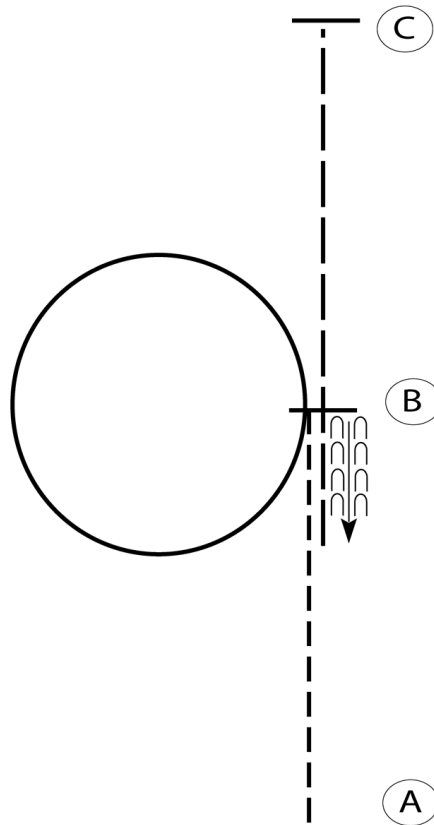
New Jersey Horse Association

Horsemanship Intermediate & Junior

Show Date: 04-02-2022

w w w . H o r s e S h o w P a t t e r n s . c o m

w w w . H o r s e S h o w P a t t e r n s . c o m



Be ready at A.

1. Jog from A to B.
2. Lope a circle to the left on the left lead.
3. Stop at B.
4. Back one horse length at B.
5. Extend the jog to C.
6. Stop at C.
7. Exit at a jog

Walk	-----
Jog	- - - - -
Extended Jog	- - - - -
Lope	—————
Leg Yield	
Lead Change	— / —
Back	← C C C C C
Marker	Ⓟ
Sidepass	←-----→

[WH/1-18]

Pattern Provided by:

NJHA

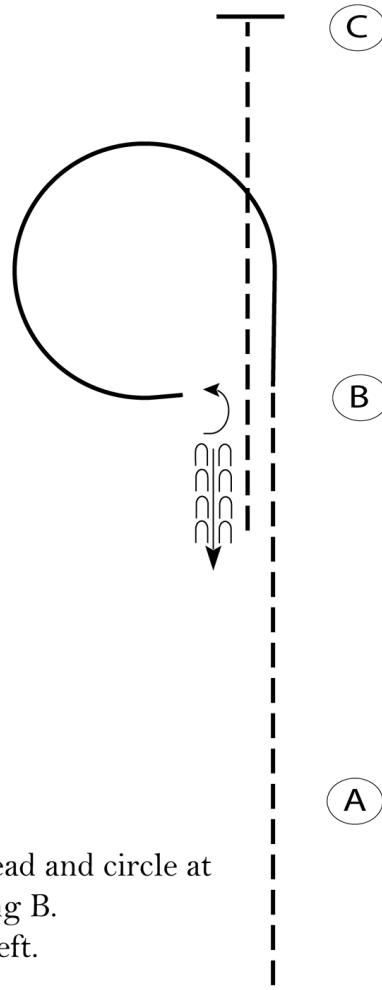
New Jersey Horse Association

Horsemanship Sr

Show Date: 04-02-2022

w w w . H o r s e S h o w P a t t e r n s . c o m

w w w . H o r s e S h o w P a t t e r n s . c o m



- Begin before A at a jog.
1. Jog from A to B.
 2. At B, lope on the left lead and circle at B as shown. Stop facing B.
 3. Turn 1/4 turn to the left.
 4. Back one horse length.
 5. Jog to C. Stop at C.
 6. Extend Jog to Exit

Walk	-----
Jog	- - - - -
Extended Jog	- - - - -
Lope	—————
Leg Yield	
Lead Change	— / —
Back	← ← ← ← ←
Marker	⊙ B
Sidepass	← — — — — →

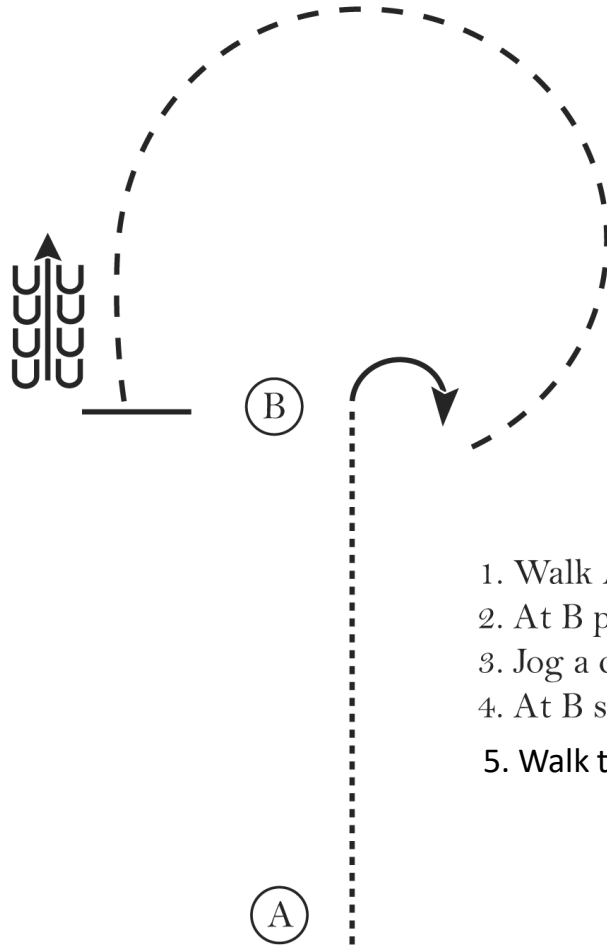
[WH/1-17]

Pattern Provided by:
NJHA

New Jersey Horse Association

Horsemanship Youth W/T

Show Date: 04-02-2022



1. Walk A to B
2. At B perform a 90 degree turn to the right
3. Jog a circle around B
4. At B stop and back 4 steps
5. Walk to Exit

Walk
Jog	-----
Extended Jog	-----
Lope	—————
Leg Yield	
Lead Change	↘
Back	←←←←
Marker	(B)
Sidepass	←←←←

[WH/WT-7]

Pattern Provided by:

NJHA

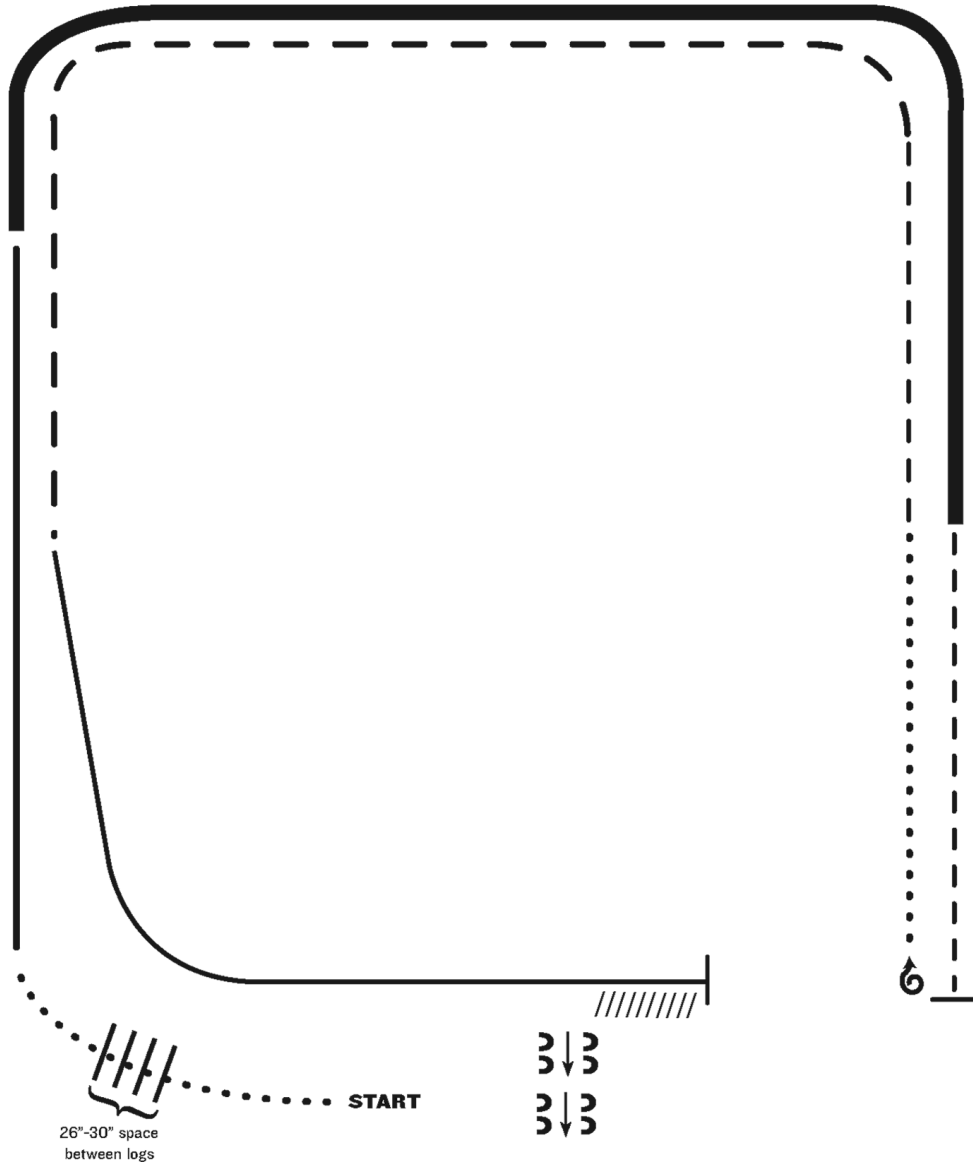
New Jersey Horse Association

Ranch Riding Pattern

Show Date: 04-02-2022

w w w . H o r s e S h o w P a t t e r n s . c o m

w w w . H o r s e S h o w P a t t e r n s . c o m



- 1. Walk
- 2. Walk over logs
- 3. Lope right lead
- 4. Extended lope (right lead)
- 5. Trot
- 6. Stop, 1 1/2 turns right
- 7. Walk
- 8. Trot
- 9. Extended trot
- 10. Lope left lead
- 11. Stop and Back
- 12. Side pass right

Note: The drawn description of this pattern is only intended for the general depiction of the pattern. Exhibitors should utilize the arena space to best exhibit their horses.

[RR/AQHA-6]

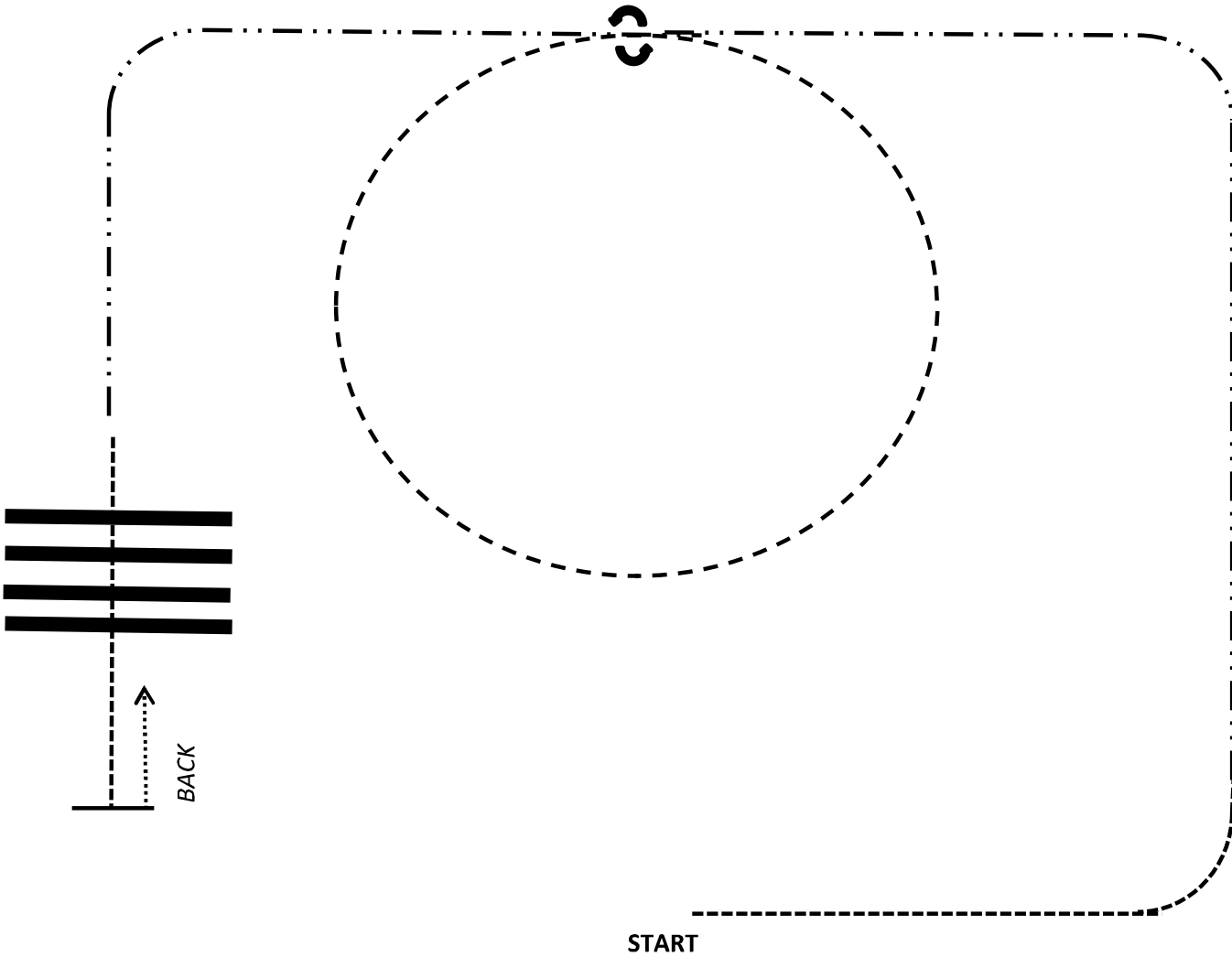
Pattern Provided by:
NJHA



RANCH RIDING WALK TROT

Pattern #1

WALK	-----
TROT	- - - - -
EXT TROT	— — — — —



1. WALK
2. EXT. TROT 1/2 way up the ARENA
3. TURN LEFT EXT. TROT to Center of ARENA
4. TROT CIRCLE to LEFT
5. STOP
6. 360 TURN LEFT
7. EXT. TROT
8. WALK over RAILS
9. STOP / BACK 1 Horse Length