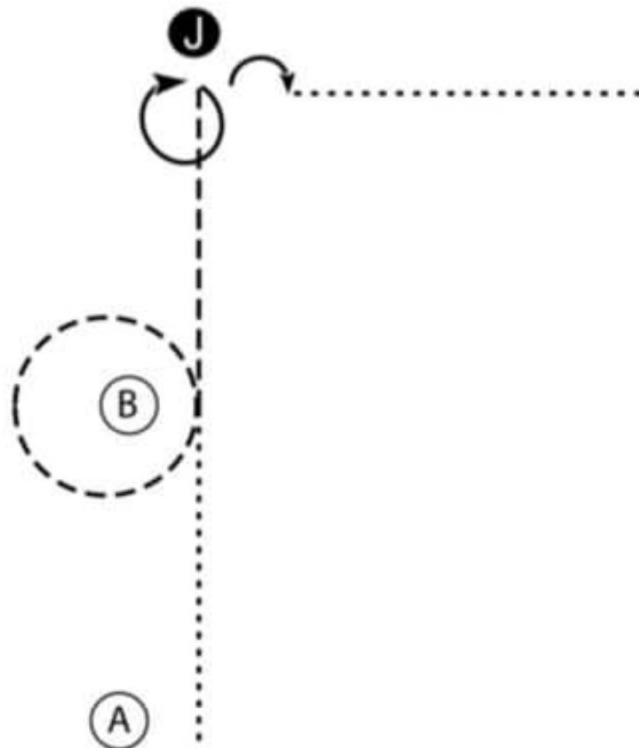
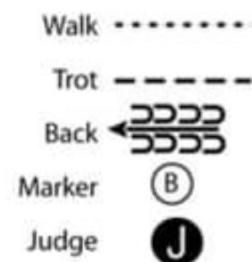


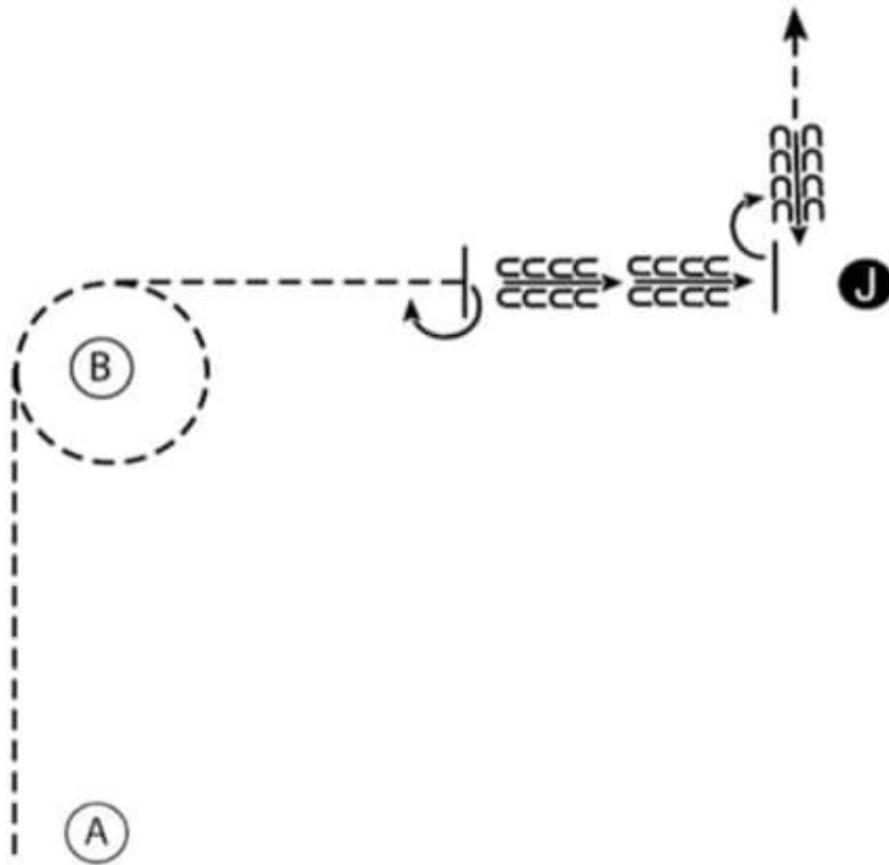
Open Walk/Trot – Youth Walk Trot- Novice – Junior – VSE Showmanship



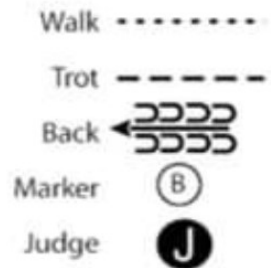
1. Walk from A to B.
2. At B trot. Trot a circle around B and continue to the Judge.
3. Stop and perform a 360 degree turn. Set up for inspection.
4. When dismissed perform a 90 degree turn.
5. Walk straight away from the Judge.



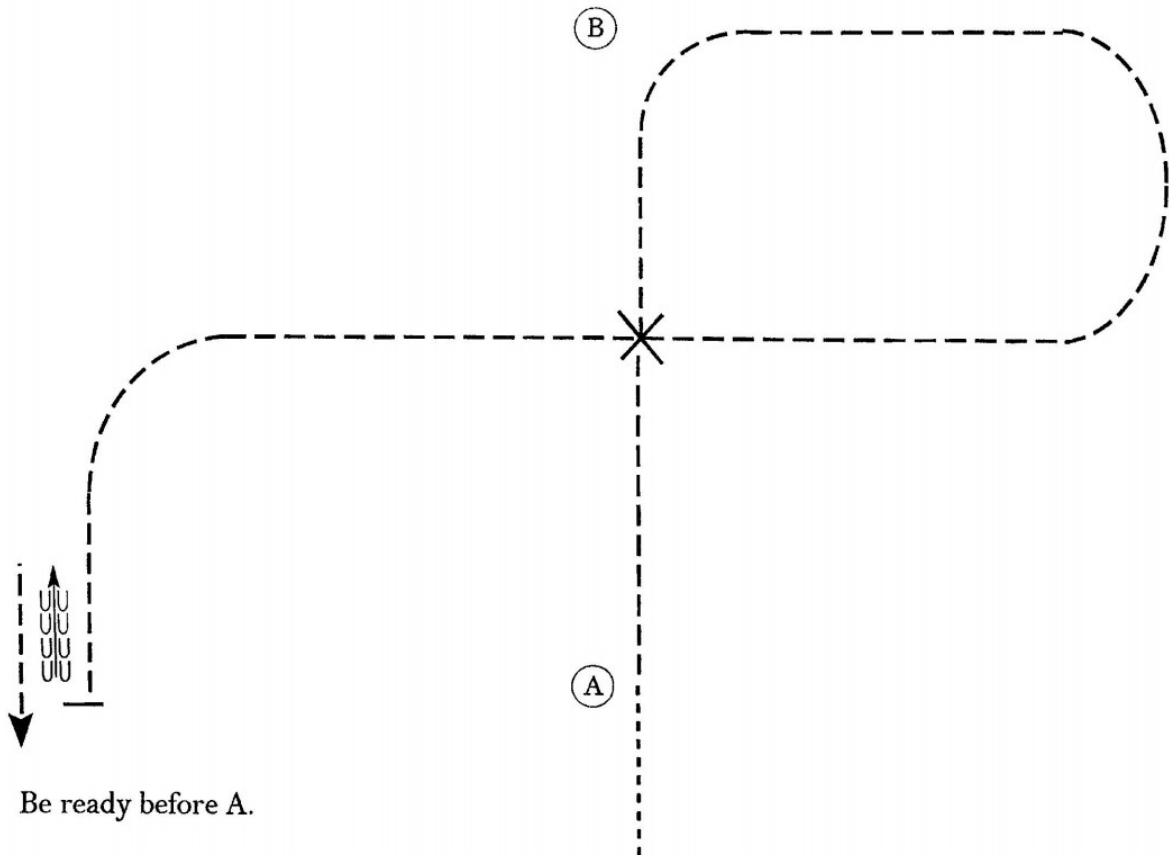
Intermediate & Senior Showmanship



1. Trot from A to B.
2. Trot a circle around B.
3. Trot half way to the Judge. Stop and perform a 180 degree turn.
4. Back to the Judge and set up for inspection.
5. When dismissed perform a 90 degree turn.
6. Back four steps and trot straight away from the Judge.



Youth Walk/Trot – Open Walk/Trot – Novice Equitation

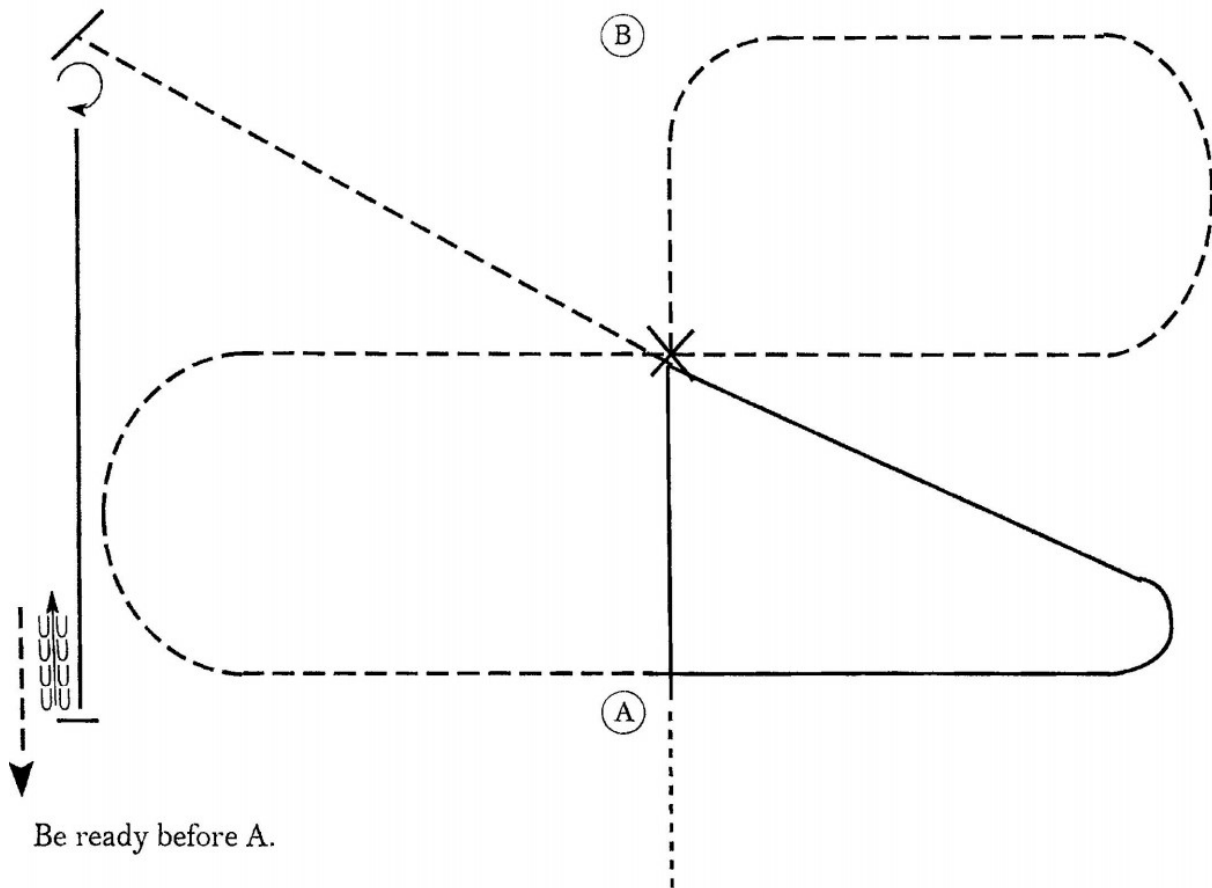


Be ready before A.

1. Walk to A then trot on right diagonal to center.
2. Change diagonals in center and trot on left diagonal around to center of pattern.
3. Change diagonals in center of arena (at X) and continue trot.
4. Halt when even with A and back approximately one horse length. Exit at a trot.

Walk	-----
Trot	- - - - -
Extended Trot	— — — — —
Canter	—————
Leg Yield	
Lead Change	— / —
Back	← ← ← ← ←
Marker	Ⓚ
Sidepass	← — — — — →
Hand Gallop	— — — — —

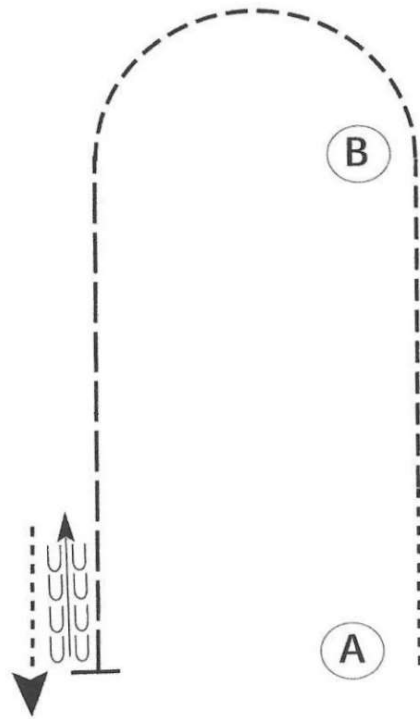
Junior – Intermediate – Senior Equitation



1. Walk to A then canter right lead to center.
2. Break to a posting trot on the left diagonal.
3. Change diagonals in center of arena (at X) and continue trot.
4. Canter left lead to center of arena.
5. Sitting trot to corner.
6. Halt and perform a turn on forehand to the right until straight with arena (approximately 5/8 turn).
Canter left lead until even with A.
7. Halt and back approximately one horse length.
Exit at a trot.

Walk	-----
Trot	- - - - -
Extended Trot	- - - - -
Canter	—————
Leg Yield	
Lead Change	— / —
Back	←←←←←
Marker	ⓑ
Sidepass	←····←
Hand Gallop	- - - - -

Youth Walk/Trot – Open Walk/Trot- Novice Horsemanship



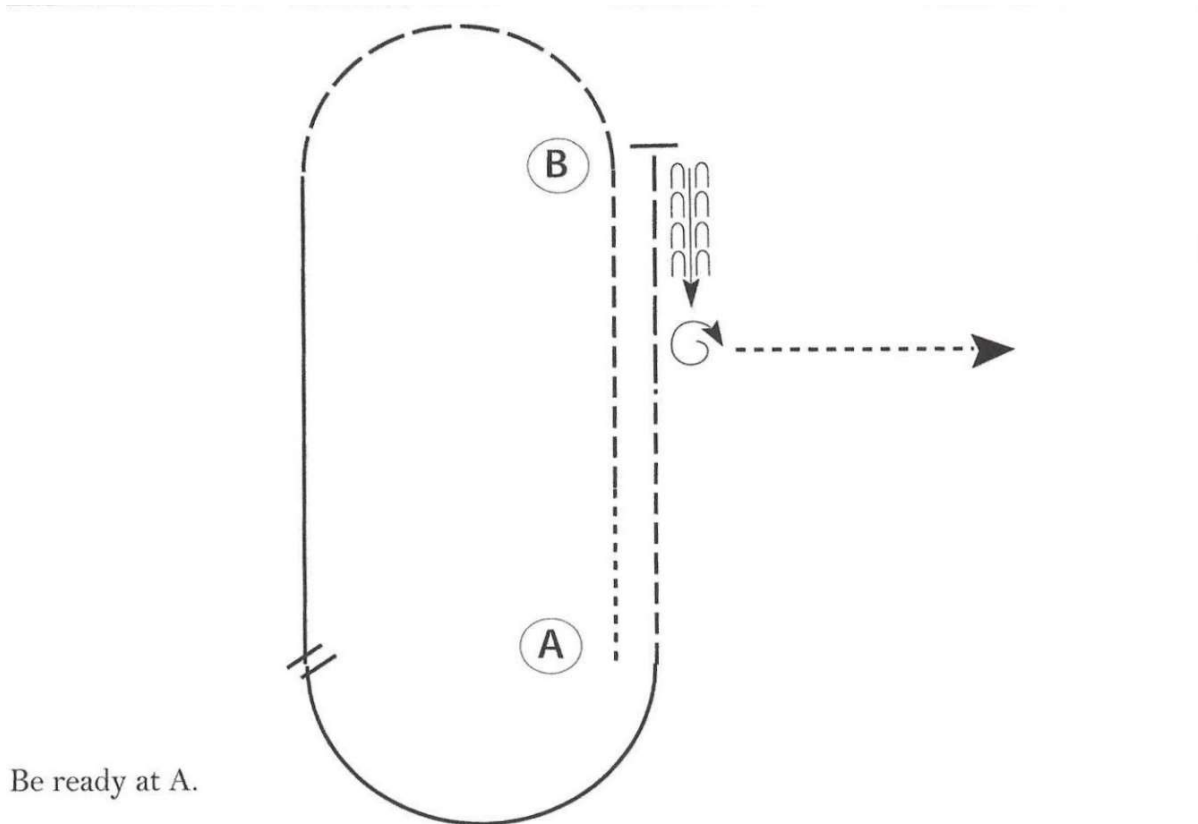
Be ready at A.

1. Walk approximately 2 horse lengths from A.
2. Jog to B.
3. Jog in a half circle until even with B.
4. Extend the jog until even with A.
5. Stop when even with A and back approximately one horse length.
6. Walk straight away.

Follow the instructions of your ring steward.

Walk	-----
Jog	-----
Extended Jog	-----
Lope	—————
Lead Change	
Back	
Marker	ⓑ

Junior-Intermediate-Senior Horsemanship



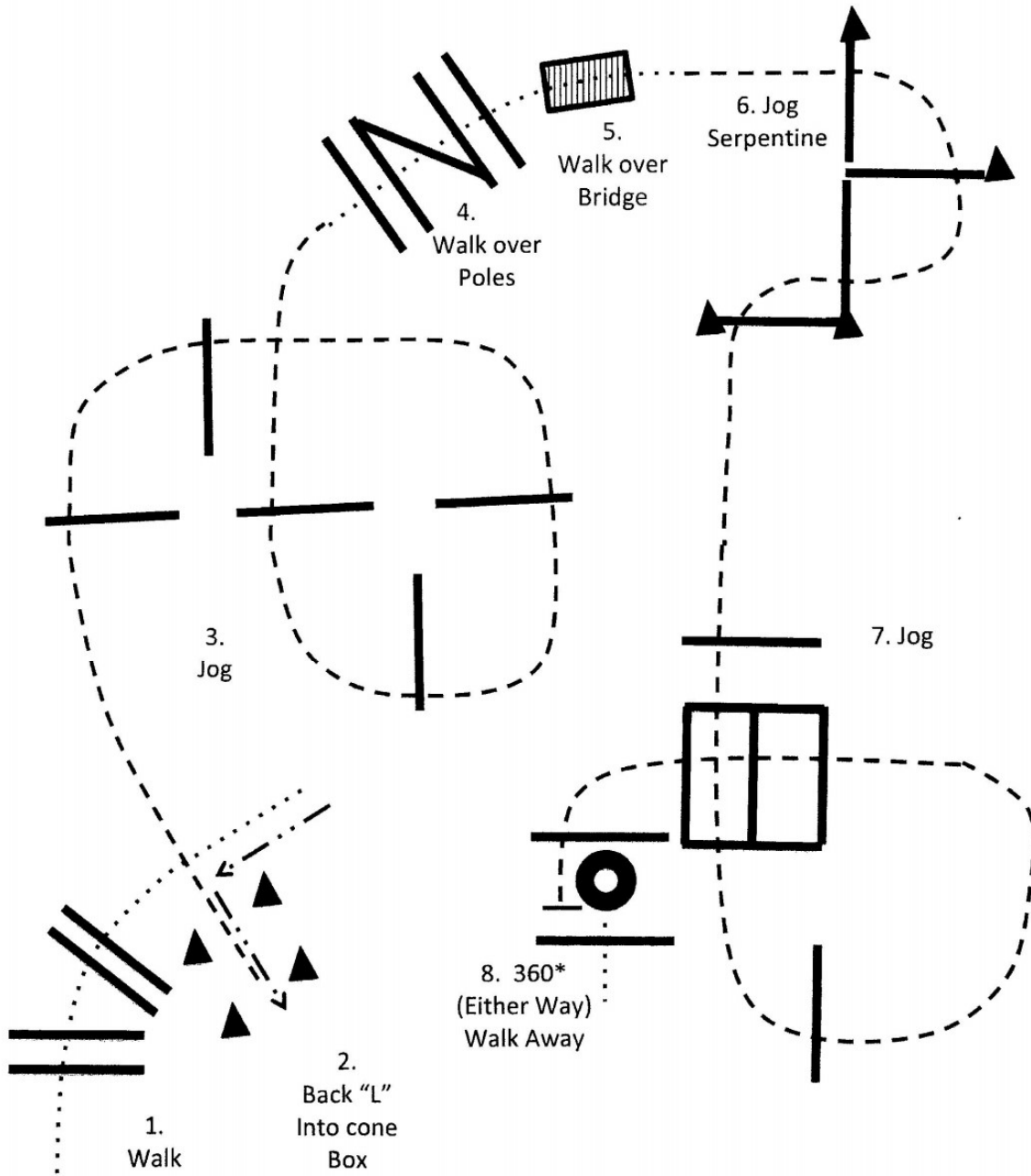
Be ready at A.

1. Walk approximately 2 horse lengths from A.
2. Jog to B.
3. Extend the jog in a half circle.
4. Lope on the right lead until even with A.
5. Perform a simple lead change.
6. Lope on the left lead until even with A.
7. Jog halfway to B..
8. Extend the jog to B.
9. Stop at B and back approximately one horse length.
10. Perform a 1 1/4 turn to the right and walk straight away.

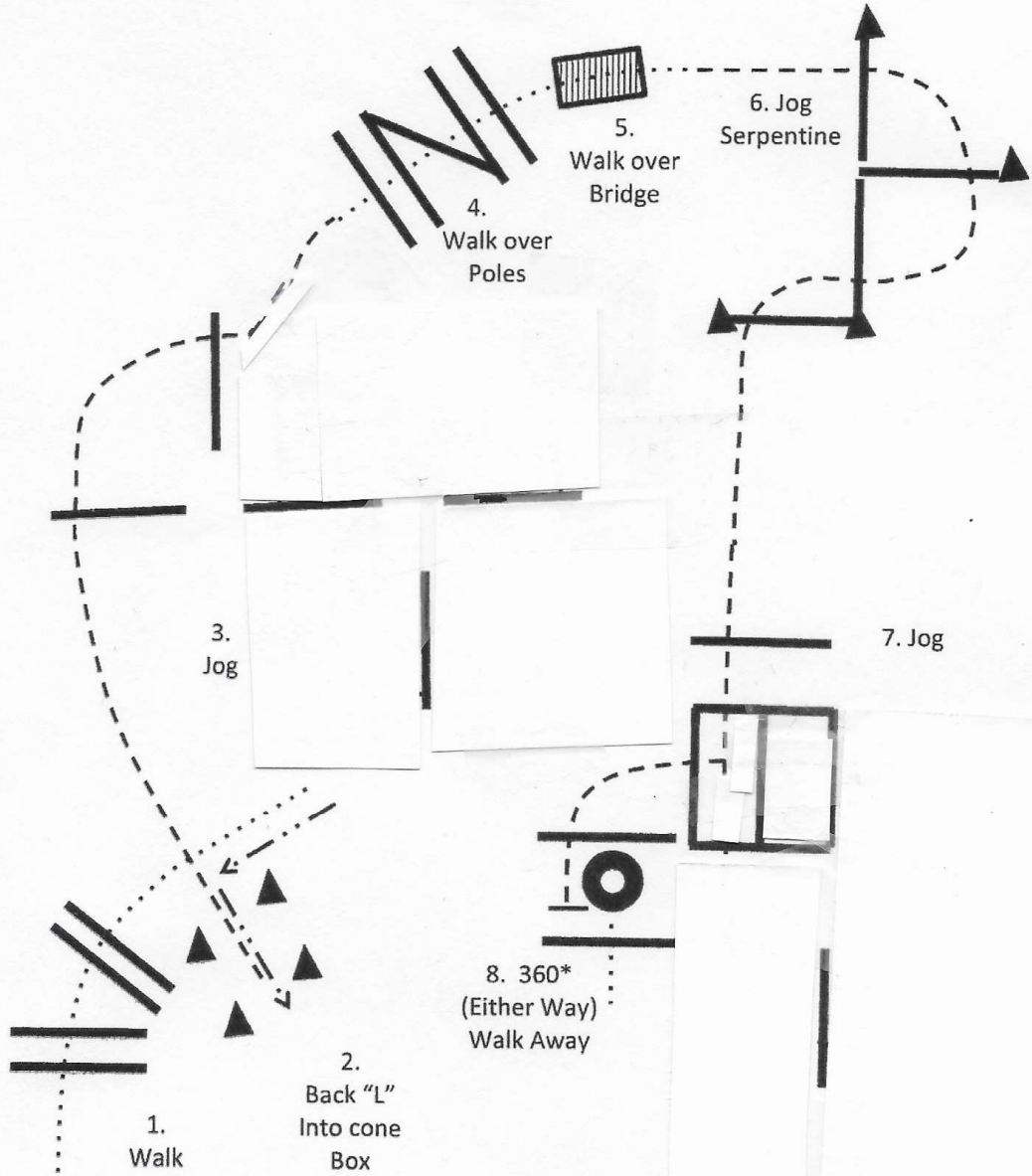
Walk	-----
Jog	- - - - -
Extended Jog	- - - - -
Lope	—————
Lead Change	
Back	
Marker	ⓑ

Follow the instructions of your ring steward.

Youth Walk Trot – Open Walk Trot Trail



VSE Trail



Junior -Intermediate-Senior Trail

