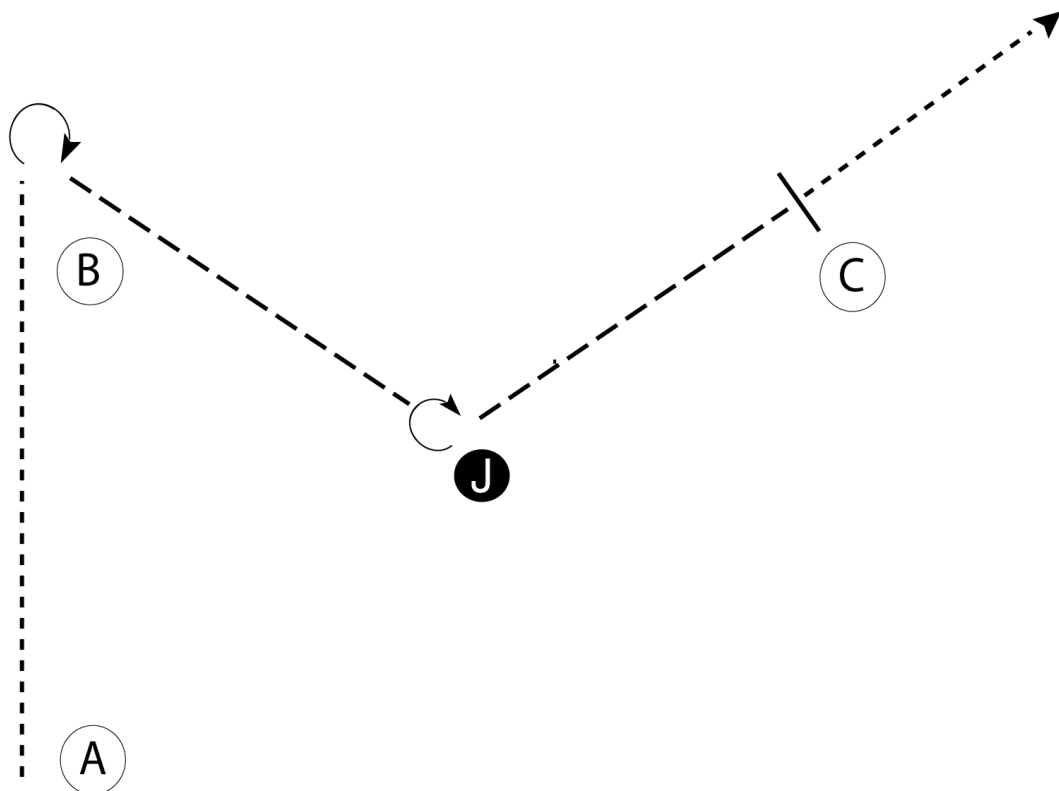


New Jersey Horse Association




Showmanship (Youth W/T, Novice, W/T 12 and up)

Show Date: 09-09-2023



Be ready at A.

1. Walk to and past B.
2. Stop past B, turn 135 degrees and trot to judge.
3. Stop and set up for inspection.
4. When dismissed, do a 3/4 turn and trot to C.
5. Stop at C. When dismissed, walk straight away from C to exit.

Walk	-----
Trot	- - - - -
Back	← 
Marker	
Judge	

[S/WT-24]

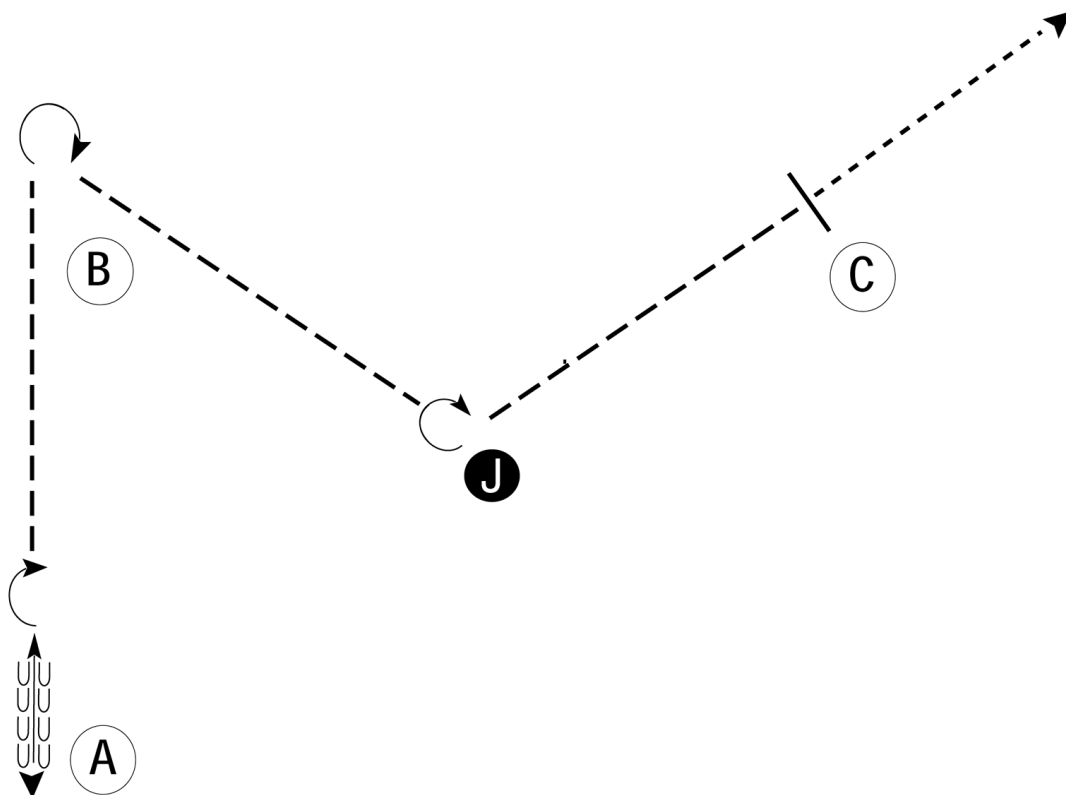
Pattern Provided by:

NJHA

New Jersey Horse Association




Showmanship (Jr, Int and Sr)

Show Date: 09-09-2023



Be ready at A facing away from B.

1. Back one horse length from A.
2. Turn 180 degrees and trot past B.
3. Stop past B, turn 135 degrees and trot to judge.
4. Stop and set up for inspection.
5. When dismissed, do a 3/4 turn and trot to C.
6. Stop at C. When dismissed, walk straight away from C to exit.

Walk	-----
Trot	- - - - -
Back	← 
Marker	
Judge	

[S/2-24]

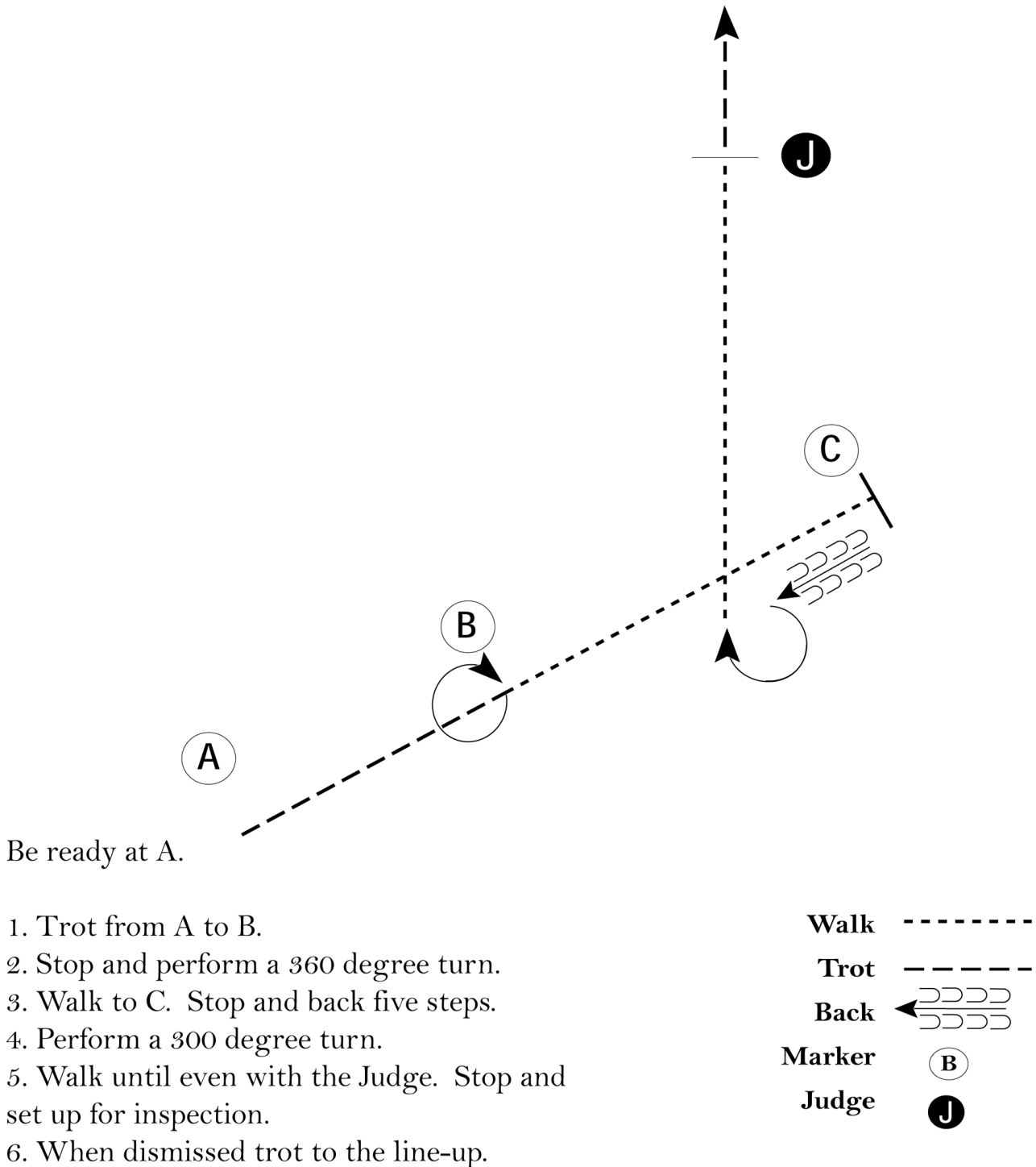
Pattern Provided by:

NJHA

New Jersey Horse Association

Showmanship (Open All Ages)

Show Date: 09-09-2023



[S/3-10]

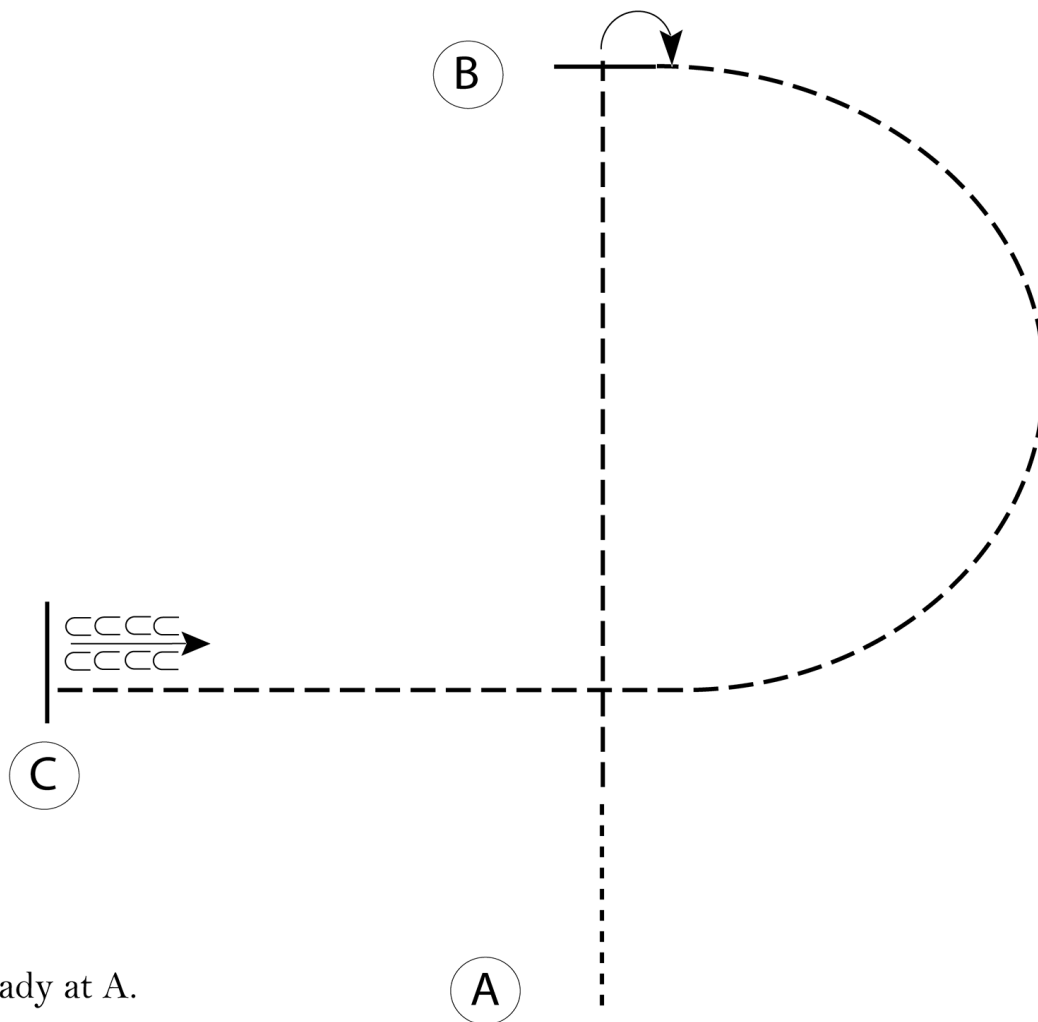
Pattern Provided by:

NJHA

New Jersey Horse Association

Equitation (Youth W/T, Novice & W/T 12 & up)

Show Date: 09-09-2023



Be ready at A.

1. Walk from A until even with C.
2. Posting trot on the right diagonal to B.
3. At B, stop and perform a 90 degree turn on the forehand to the right.
4. Posting trot on the left diagonal from B to C.
5. At C stop and back approximately one horse length.

Follow the instructions of your ring steward.

Walk	-----
Trot	- - - - -
Extended Trot	— — — — —
Canter	—————
Leg Yield	
Lead Change	— / —
Back	← C C C C
Marker	(B)
Sidepass	← — — — — →
Hand Gallop	— — — — —

[HSE/WT-30]

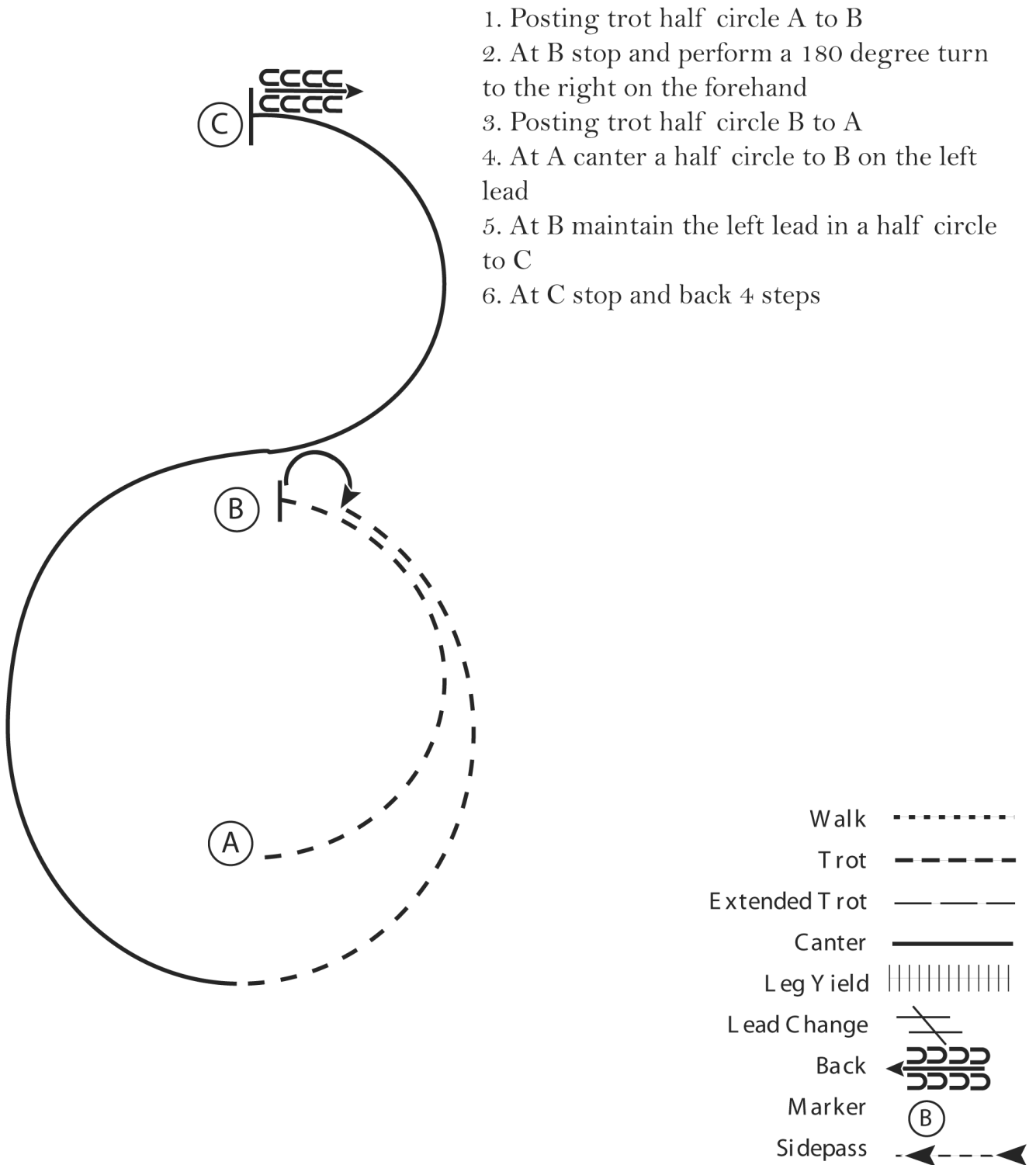
Pattern Provided by:

NJHA

New Jersey Horse Association

Equitation (Jr, Int and Sr)

Show Date: 09-09-2023



[HSE/2-7]

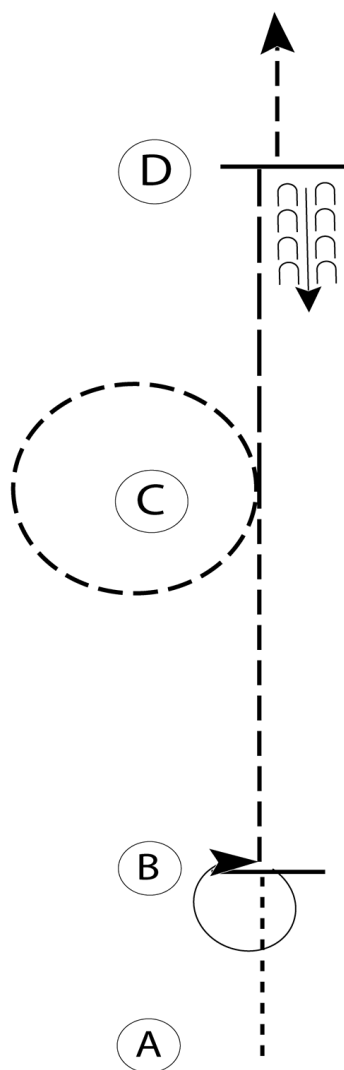
Pattern Provided by:

NJHA

New Jersey Horse Association

ManSHIP Youth W/T, Novice & W/T 12 & up (Youth W/T, Novice, W/T 12 & up)

Show Date: 09-09-2023



1. Walk from A to B
2. At B stop and perform a 360 degree turn on the hindquarters to the right
3. Jog to C, and jog a circle around C to the left
4. Extend the jog to D
5. At D stop, back five steps, and jog to the line

Walk	-----
Jog	- - - - -
Extended Jog	- - - - -
Lope	_____
Leg Yield	
Lead Change	— / —
Back	← ← ← ← ←
Marker	ⓑ
Sidepass	← ← ← ← ←

[WH/WT-15]

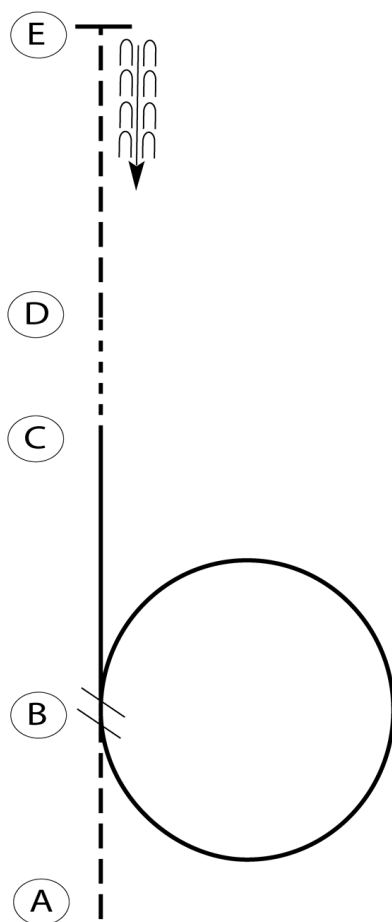
Pattern Provided by:

NJHA

New Jersey Horse Association

Horsemanship Jr, Int, & Sr (Jr, Int and Sr)

Show Date: 09-09-2023



Be ready at A.

1. Jog from A to B.
2. Lope a circle to the right on the right lead.
3. Change leads at B.
4. Lope on the left lead to C.
5. Walk from C to D.
6. Jog from D to E.
7. Stop at E and back one horse length.

Retire to the rail or line up at a jog.

Walk	-----
Jog	-----
Extended Jog	-----
Lope	=====
Leg Yield	
Lead Change	↗
Back	←←←←←
Marker	ⓑ
Sidepass	←-----→

[WH/2-22]

Pattern Provided by:

NJHA