

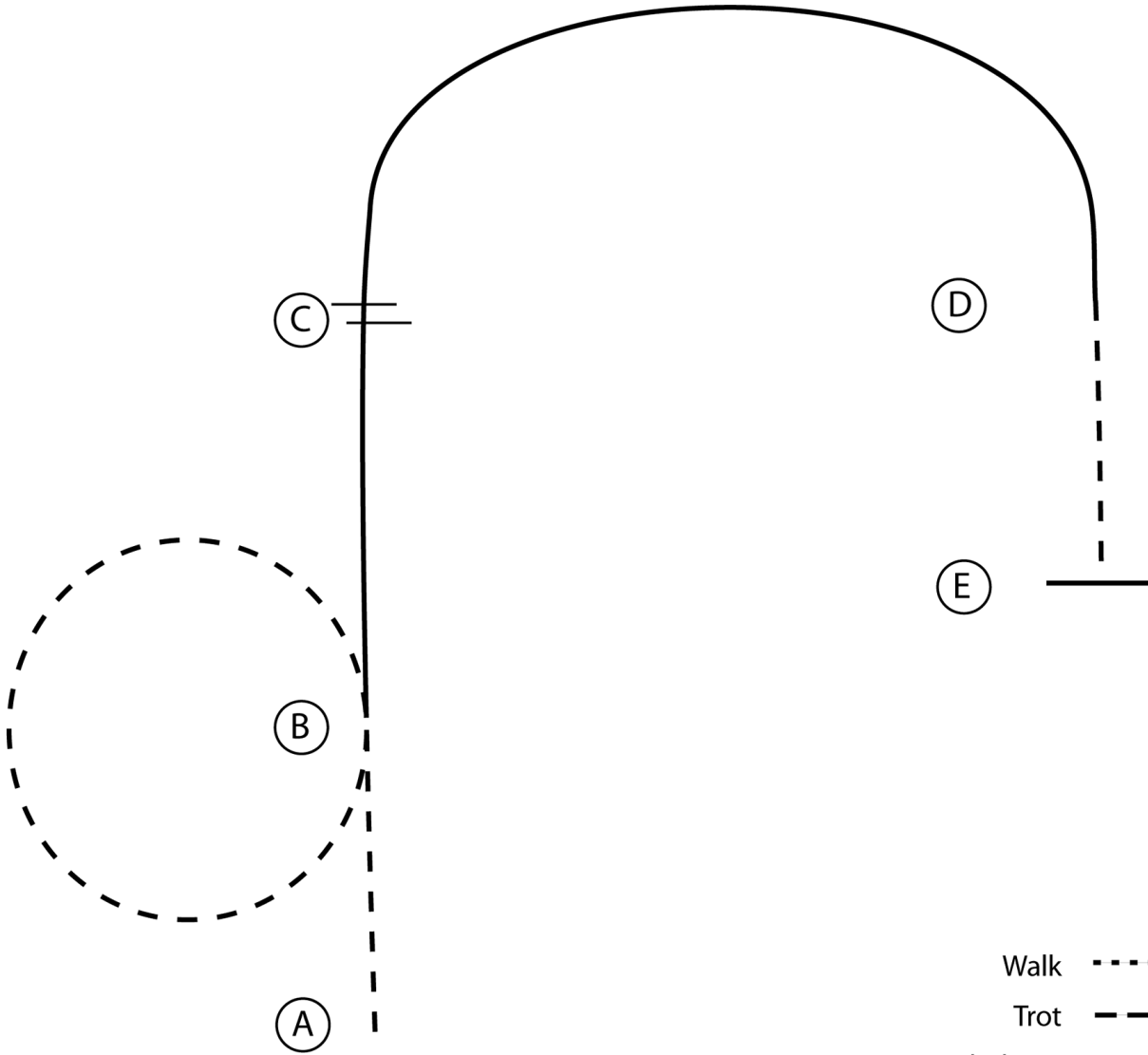
New Jersey Horse Association

Equitation (Jr Int and Sr)

Show Date: 06-08-2024

w w w . H o r s e S h o w P a t t e r n s . c o m

w w w . H o r s e S h o w P a t t e r n s . c o m



1. Sitting trot A to B
2. At B posting trot a circle to the left on the right diagonal
3. At B canter on the right lead to C
4. At C perform a lead change and continue around to D
5. At D posting trot to E on the left diagonal

Walk
Trot	- - - - -
Extended Trot	- - - - -
Canter	—————
Leg Yield	
Lead Change	↘ /
Back	← ← ← ← ←
Marker	⊙ (B)
Sidepass	← - - - - →

[HSE/2-18]

Pattern Provided by:

NJHA

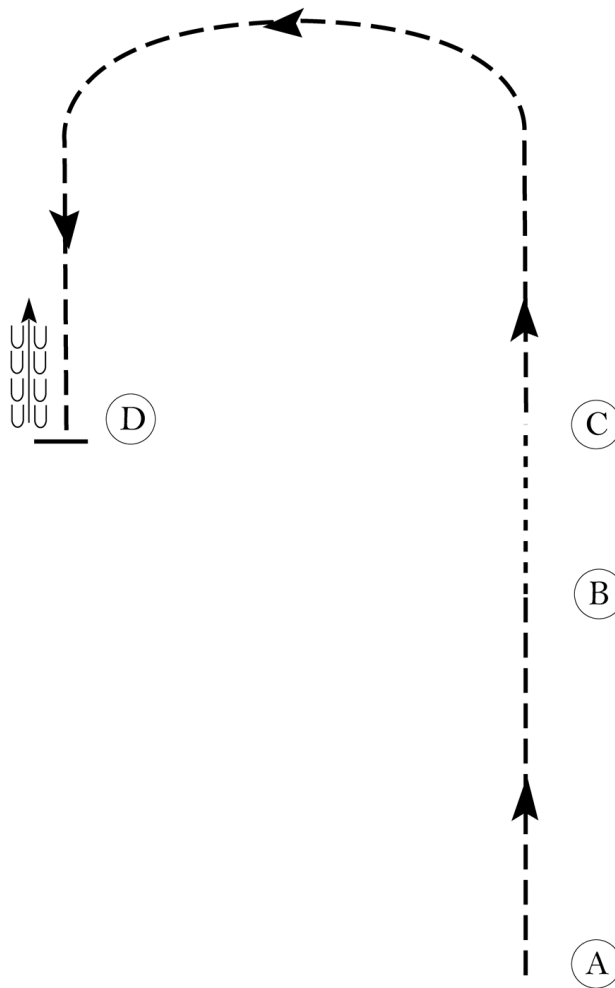
New Jersey Horse Association

Equitation (Youth W/T, W/T 12 and up and Novice)

Show Date: 06-08-2024

w w w . H o r s e S h o w P a t t e r n s . c o m

w w w . H o r s e S h o w P a t t e r n s . c o m



Be ready at A.

1. Posting trot on the left diagonal from A to B.
2. Walk from B to C.
3. Posting trot on the right diagonal from C to D.
4. Stop and back approximately one horse length at D.

Exit at a sitting trot.

Walk	-----
Trot	- - - - -
Extended Trot	— — — — —
Canter	—————
Leg Yield	
Lead Change	— / —
Back	← ← ← ← ←
Marker	(B)
Sidepass	← — — — — ←
Hand Gallop	— — — — —

[HSE/WT-20]

Pattern Provided by:

NJHA

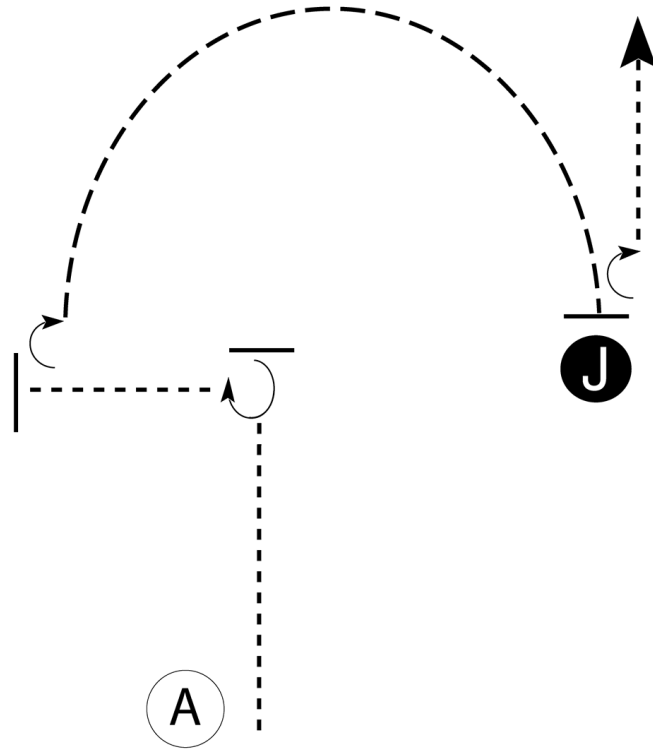
New Jersey Horse Association

Showmanship (Open, W/T 12 and up and Junior)

Show Date: 06-08-2024

w w w . H o r s e S h o w P a t t e r n s . c o m

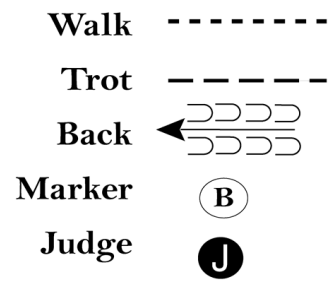
w w w . H o r s e S h o w P a t t e r n s . c o m



Be ready at A.

1. When acknowledged, walk until even with Judge.
2. Stop and perform a 270 degree turn.
3. Walk approximately two horse lengths.
4. Stop and perform a 90 degree turn.
5. Trot in a half circle to Judge.
6. Stop and set up for inspection.
7. When dismissed, perform a 180 degree turn and walk straight away from judge.

Follow the instructions of your ring steward.



[S/1-68]

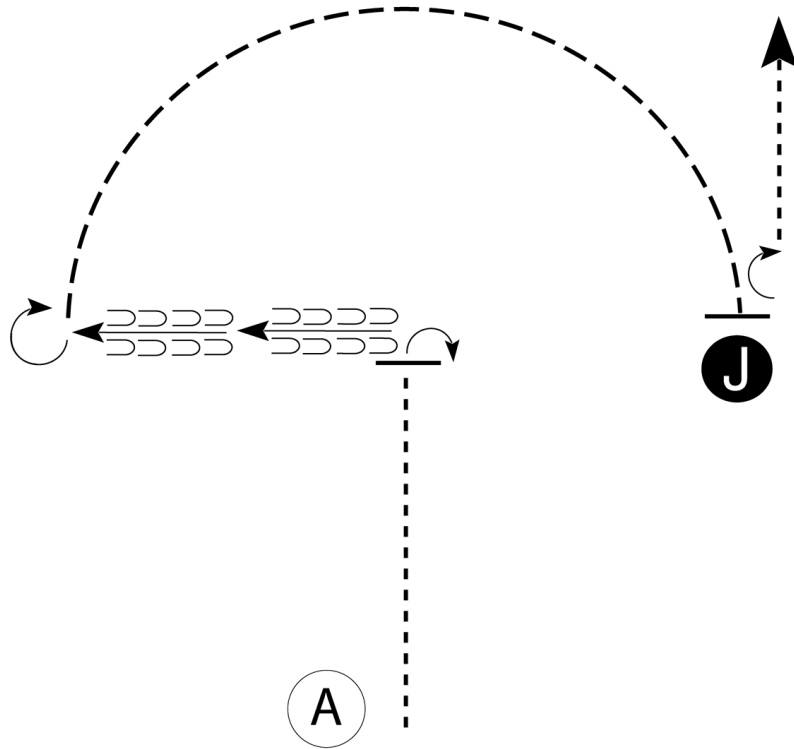
Pattern Provided by:

NJHA

New Jersey Horse Association

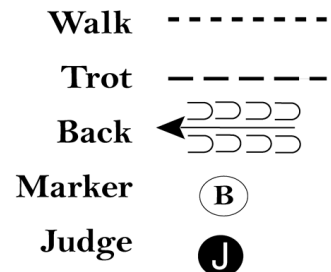
Showmanship (Int and Sr)

Show Date: 06-08-2024



Be ready at A.

1. When acknowledged, walk until horse's hip is even with Judge.
2. Perform a 90 degree turn.
3. Back approximately two horse lengths.
4. Stop and perform a 270 degree turn.
5. Trot in a half circle to Judge.
6. Stop and set up for inspection.
7. When dismissed, perform a 180 degree turn and walk straight away from judge.



Follow the instructions of your ring steward.

[S/2-68]

Pattern Provided by:

NJHA

w w w . H o r s e S h o w P a t t e r n s . c o m

w w w . H o r s e S h o w P a t t e r n s . c o m

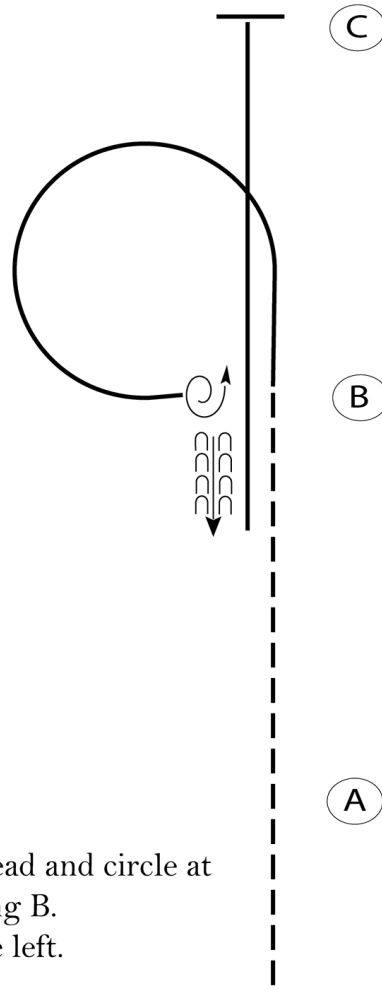
New Jersey Horse Association

Horsemanship (Jr and Int and Sr)

Show Date: 06-08-2024

w w w . H o r s e S h o w P a t t e r n s . c o m

w w w . H o r s e S h o w P a t t e r n s . c o m



- Begin before A at a jog.
1. Jog from A to B.
 2. At B, lope on the left lead and circle at B as shown. Stop facing B.
 3. Turn 1 1/4 turn to the left.
 4. Back one horse length.
 5. Lope on the right lead to C. Stop at C.

Follow the instructions of your ring steward.

Walk	-----
Jog	- - - - -
Extended Jog	- - - - -
Lope	—————
Leg Yield	
Lead Change	— / —
Back	← C C C C C C C C C C
Marker	Ⓚ
Sidepass	←-----→

[WH/2-17]

Pattern Provided by:
NJHA

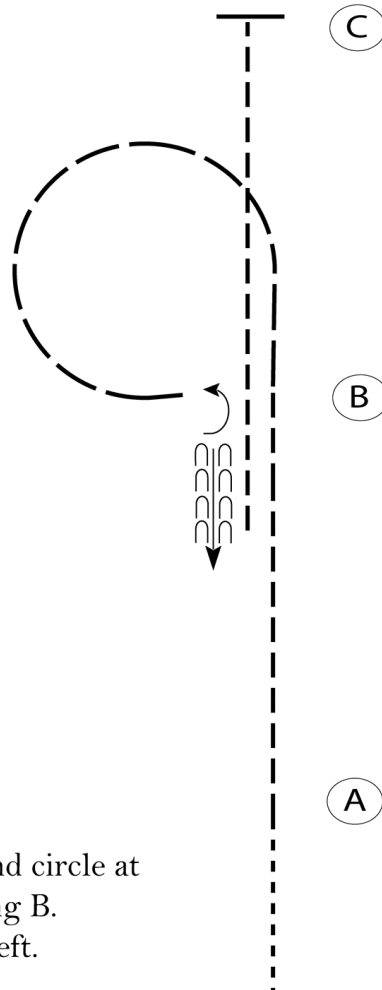
New Jersey Horse Association

Horsemanship (Youth W/T and Novice and W/T 12 and over)

Show Date: 06-08-2024

w w w . H o r s e S h o w P a t t e r n s . c o m

w w w . H o r s e S h o w P a t t e r n s . c o m



- Begin before A at a walk.
1. Jog from A to B.
 2. At B, extend the jog and circle at B as shown. Stop facing B.
 3. Turn 1/4 turn to the left.
 4. Back one horse length.
 5. Jog to C. Stop at C.

Follow the instructions of your ring steward.

Walk	-----
Jog	- - - - -
Extended Jog	- - - - -
Lope	—————
Leg Yield	
Lead Change	— / —
Back	← C C C C C
Marker	Ⓚ
Sidepass	←-----→

[WH/WT-17]

Pattern Provided by:
NJHA

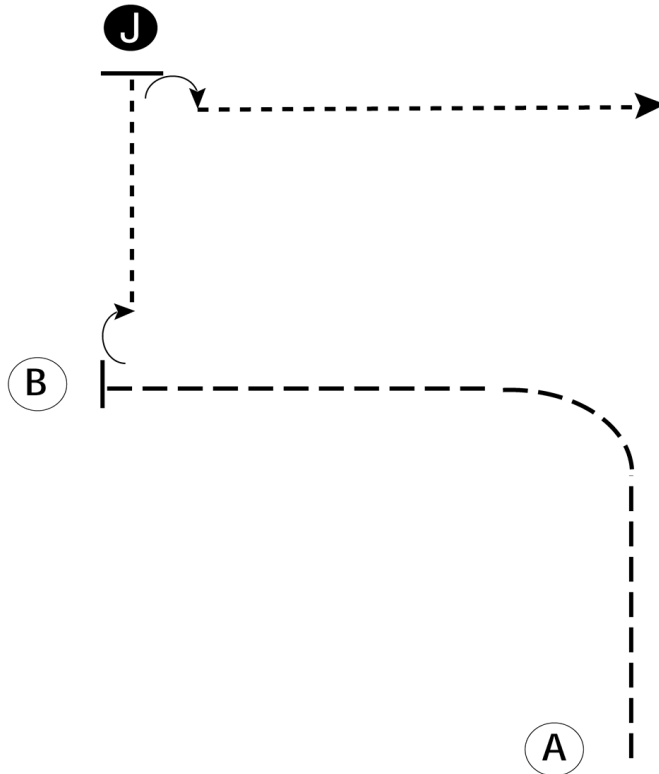
New Jersey Horse Association

Showmanship (Youth W/T and Novice)

Show Date: 06-08-2024

w w w . H o r s e S h o w P a t t e r n s . c o m

w w w . H o r s e S h o w P a t t e r n s . c o m



Be ready at A.

1. Trot from A to B.
2. Stop at B and perform a 90 degree turn.
3. Walk to the judge.
4. Stop and set up for inspection.
5. When dismissed, perform a 90 degree turn.
6. Walk away from judge.
7. Follow the instructions of your ring steward.

Walk	-----
Trot	- - - - -
Back	←
Marker	ⓑ
Judge	ⓙ

[S/WT-15]

Pattern Provided by:

NJHA