

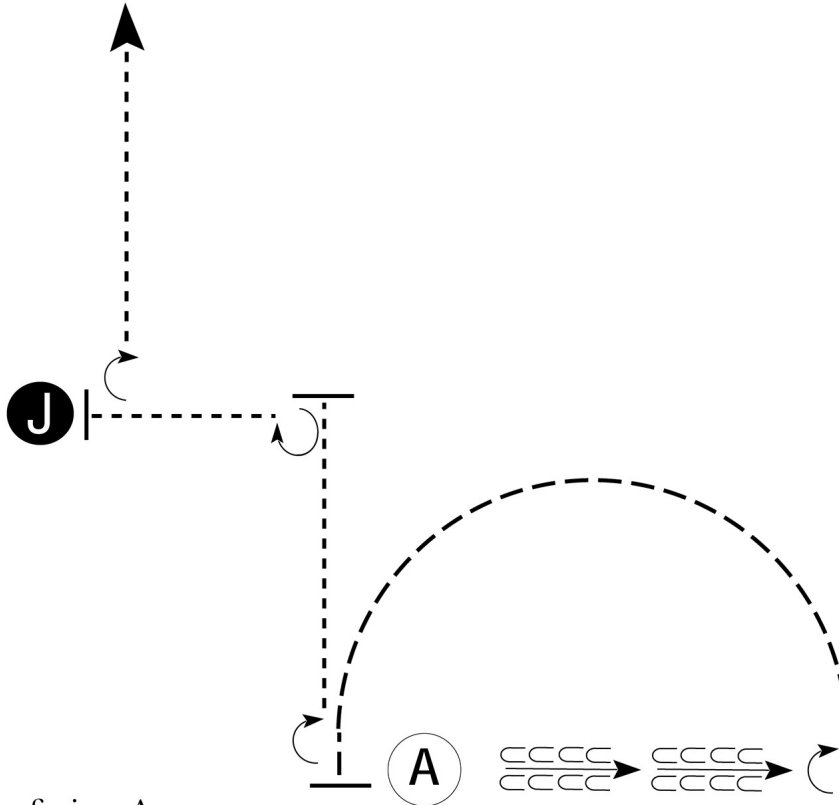
New Jersey Horse Association

Showmanship (Int and Sr)

Show Date: 06-09-2024

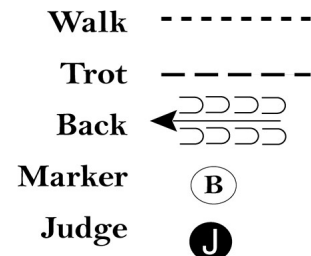
w w w . H o r s e S h o w P a t t e r n s . c o m

w w w . H o r s e S h o w P a t t e r n s . c o m



Be ready facing A.

1. When acknowledged, back approximately 2 horse lengths.
2. Perform a 90 degree turn.
3. Trot a half circle back to A.
4. Stop and perform a 180 degree turn.
5. Walk until your horse's hip is even with Judge.
6. Stop and perform a 270 degree turn.
7. Walk to judge. Stop and set up for inspection.
8. When dismissed, perform a 90 degree turn.
9. Walk straight away from judge.



Follow the instructions of your ring steward.

[S/2-67]

Pattern Provided by:

NJHA

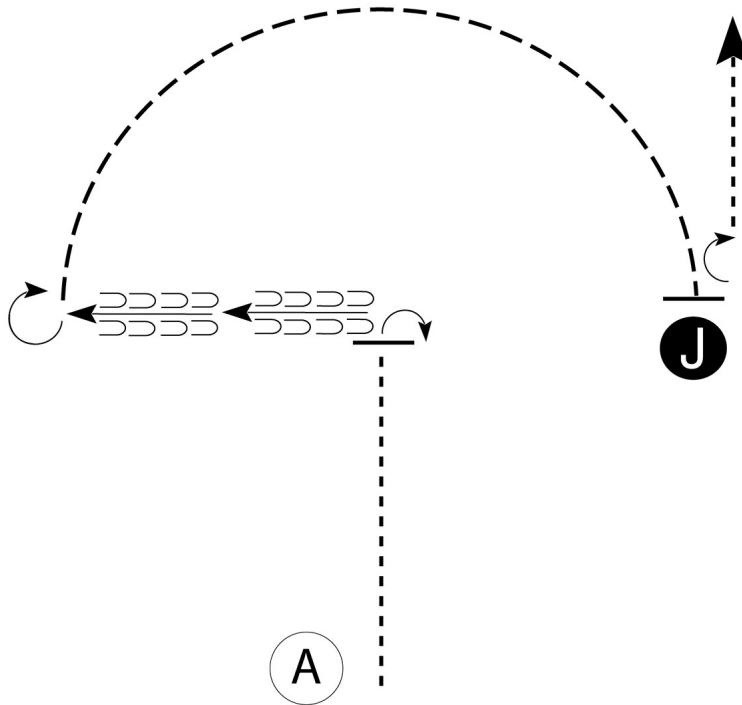
New Jersey Horse Association

Showmanship (Open, W/T 12 and up and Junior)

Show Date: 06-09-2024


w w w . H o r s e S h o w P a t t e r n s . c o m

w w w . H o r s e S h o w P a t t e r n s . c o m



Be ready at A.

1. When acknowledged, walk until horse's hip is even with Judge.
2. Perform a 90 degree turn.
3. Back approximately two horse lengths.
4. Stop and perform a 270 degree turn.
5. Trot in a half circle to Judge.
6. Stop and set up for inspection.
7. When dismissed, perform a 180 degree turn and walk straight away from judge.

Walk	-----
Trot	- - - - -
Back	← 
Marker	Ⓟ
Judge	Ⓝ

Follow the instructions of your ring steward.

[S/2-68]

Pattern Provided by:

NJHA

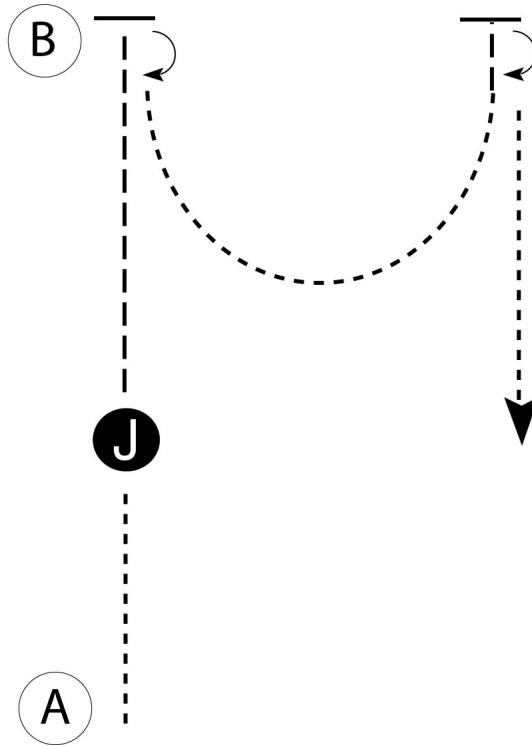
New Jersey Horse Association

Showmanship (Youth W/T and Novice)

Show Date: 06-09-2024

w w w . H o r s e S h o w P a t t e r n s . c o m

w w w . H o r s e S h o w P a t t e r n s . c o m



Be ready at A.

1. When acknowledged, walk to judge. Stop and set up for inspection.
2. Judge will end inspection on horse's left side. When dismissed, trot to B.
3. Stop and perform a 180 degree turn.
4. Walk in a half circle until even with B.
5. Stop and perform a 180 degree turn.
6. Walk straight away to exit.

Follow the instructions of your ring steward.

Walk	-----
Trot	- - - - -
Back	←
Marker	⊙ B
Judge	⊙ J

[S/WT-89]

Pattern Provided by:

NJHA

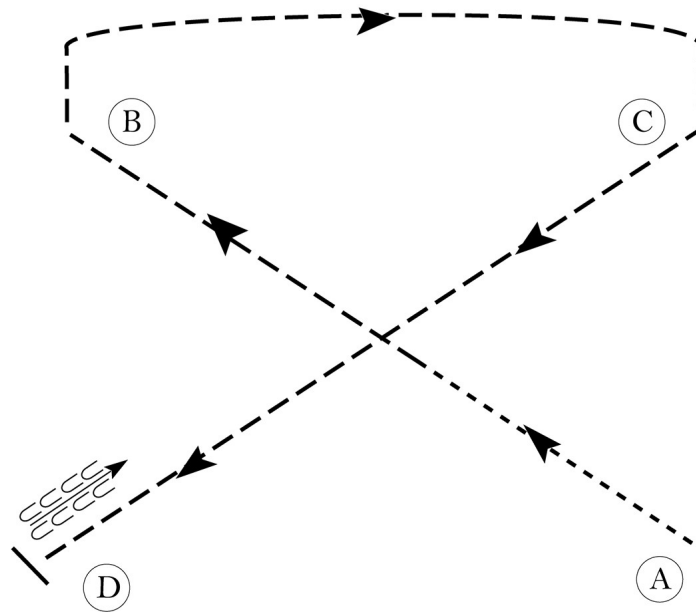
New Jersey Horse Association

Equitation (Youth W/T- Novice - W/T 12 and up)

Show Date: 06-09-2024

w w w . H o r s e S h o w P a t t e r n s . c o m

w w w . H o r s e S h o w P a t t e r n s . c o m



Be ready at A.

1. Walk 1/2 way to B.
2. Posting trot on the left diagonal to B.
3. Sitting trot to C.
4. Posting trot on the right diagonal to D.
5. Halt at D and back approximately one horse length.

Exit at a sitting trot.

Walk	-----
Trot	- - - - -
Extended Trot	— — — —
Canter	—————
Leg Yield	
Lead Change	— / —
Back	← ← ← ← ←
Marker	Ⓚ
Sidepass	← — — — — →
Hand Gallop	— — — — —

[HSE/WT-24]

Pattern Provided by:

NJHA

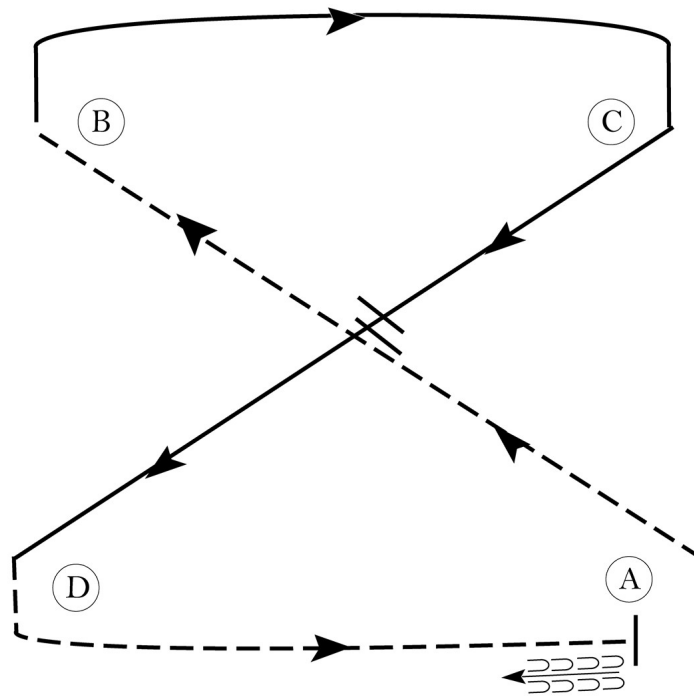
New Jersey Horse Association

Equitation (Jr, Int and Sr)

Show Date: 06-09-2024

w w w . H o r s e S h o w P a t t e r n s . c o m

w w w . H o r s e S h o w P a t t e r n s . c o m



Be ready at A.

1. Posting trot on the left diagonal to B.
2. Canter on the right lead to and around C and 1/2 way to D.
3. Change leads and canter to D.
4. Posting trot on the right diagonal to A.
5. Halt at A and back approximately one horse length.

Exit at a sitting trot.

Walk	-----
Trot	- - - - -
Extended Trot	— — — —
Canter	—————
Leg Yield	
Lead Change	— / —
Back	← ← ← ← ←
Marker	ⓑ
Sidepass	← — — — ←
Hand Gallop	— — — —

[HSE/2-24]

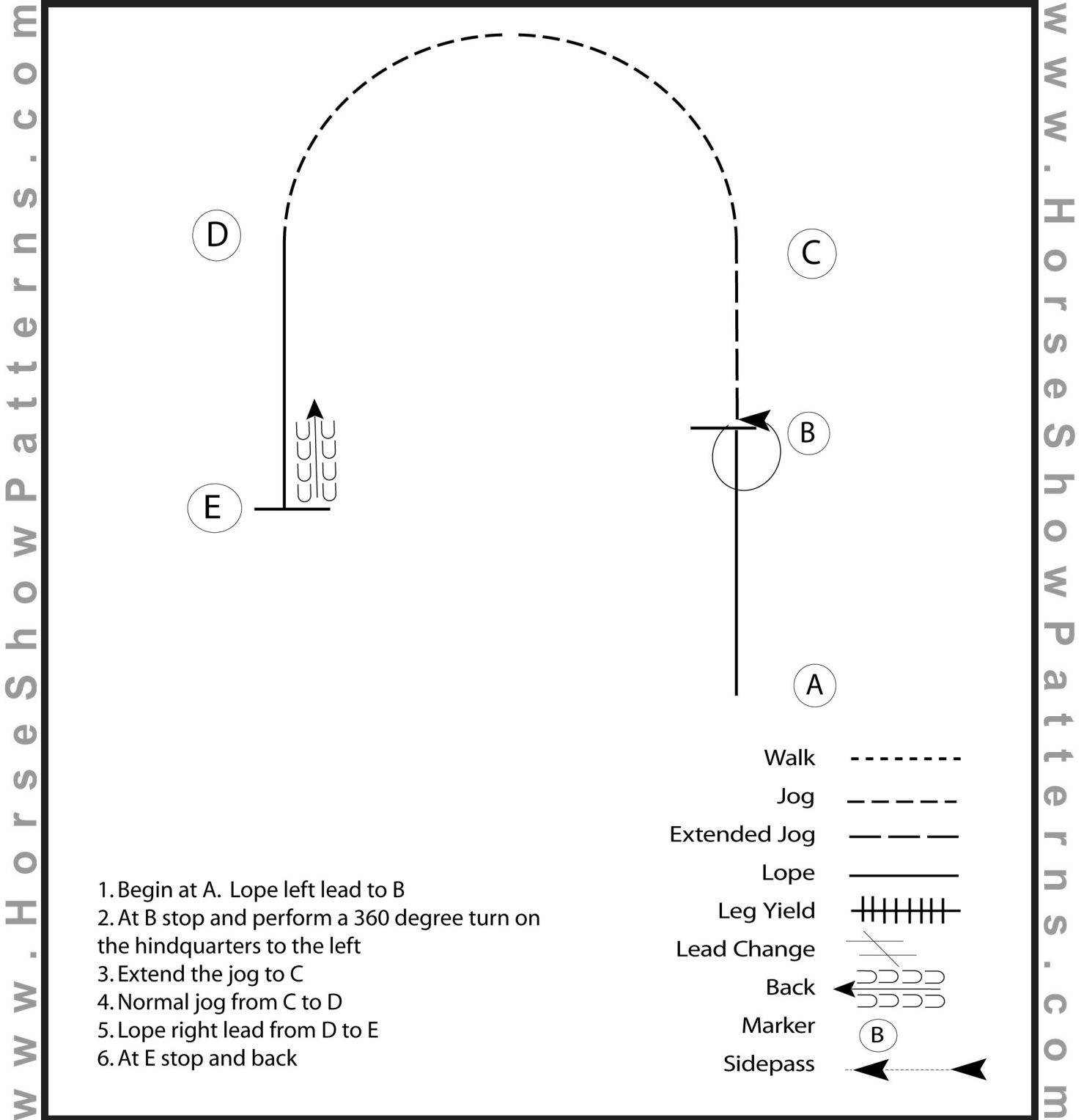
Pattern Provided by:

NJHA

New Jersey Horse Association

Horsemanship (Jr, Int and Sr)

Show Date: 06-09-2024



[WH/2-56]

Pattern Provided by:

NJHA

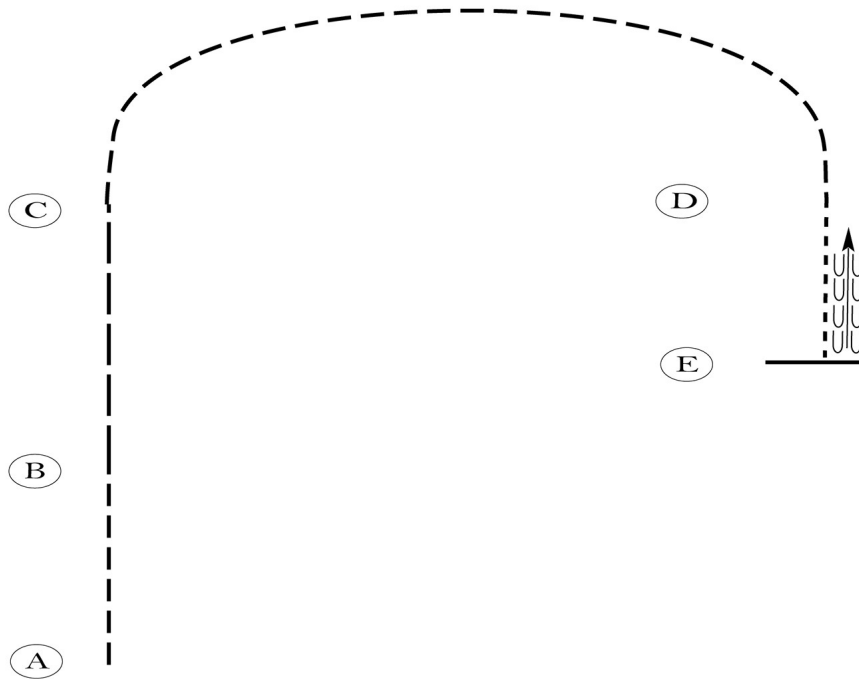
New Jersey Horse Association

Horsemanship (Youth W/T, Novice, W/T 12 and up)

Show Date: 06-09-2024

w w w . H o r s e S h o w P a t t e r n s . c o m

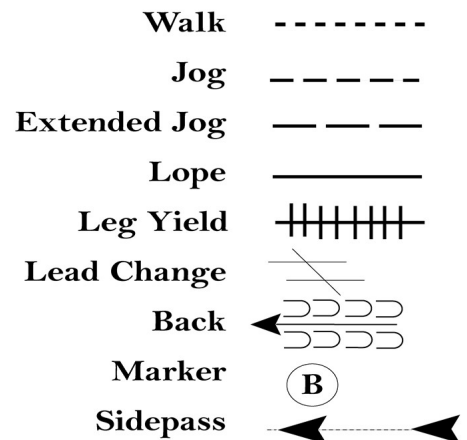
w w w . H o r s e S h o w P a t t e r n s . c o m



Be ready at A.

1. Jog to B.
2. Perform an extended jog from B to C.
3. Slow to a jog and jog to D.
4. Walk from D to E.
5. Stop at E and back approximately one horse length.

Follow the instructions of your ring steward.



[WH/WT-31]

Pattern Provided by:

NJHA