

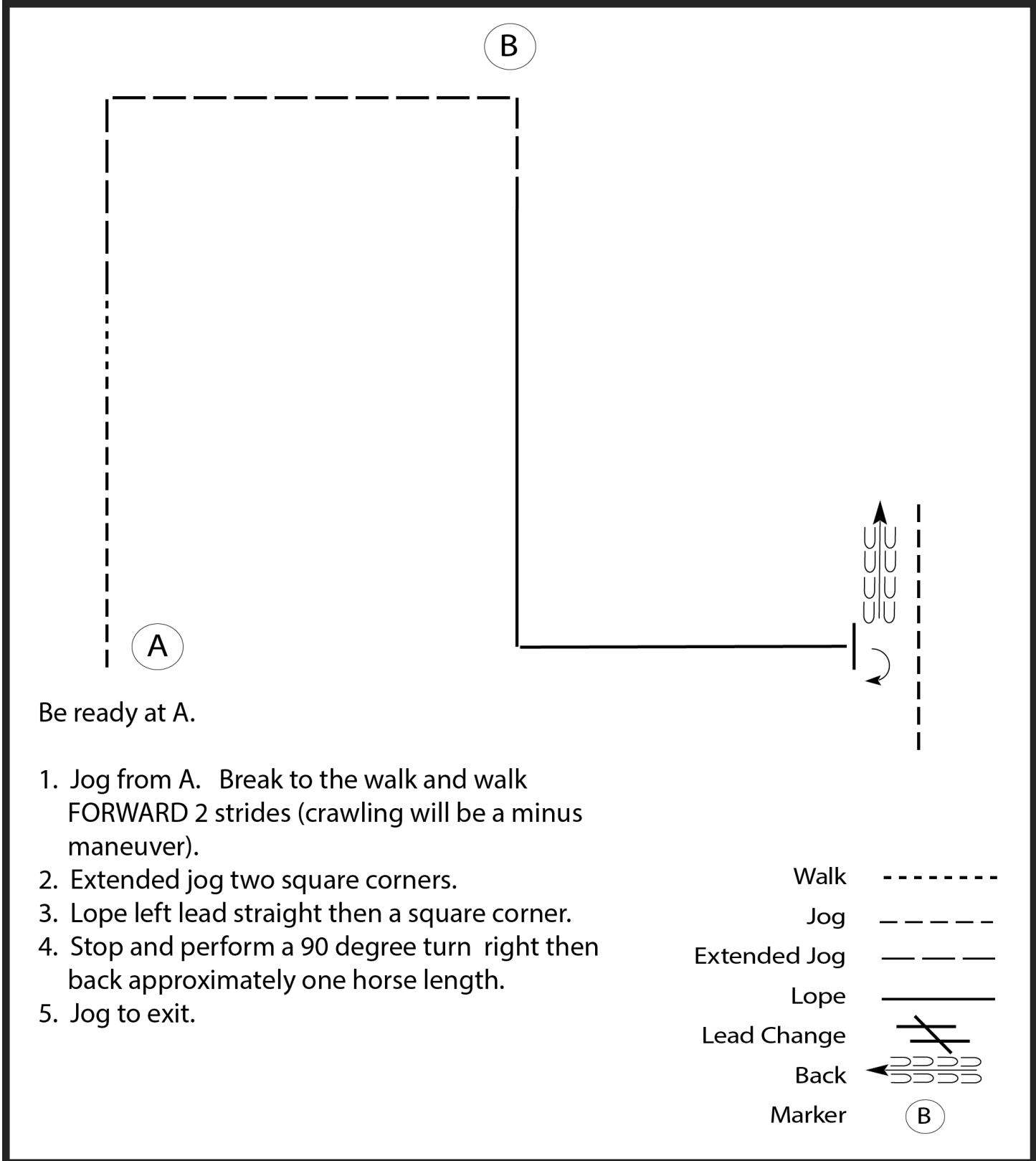
New Jersey Horse Association

Horsemanship (Jr and Int and Sr)

Show Date: 07-20-2024

w w w . H o r s e S h o w P a t t e r n s . c o m

w w w . H o r s e S h o w P a t t e r n s . c o m



Be ready at A.

1. Jog from A. Break to the walk and walk FORWARD 2 strides (crawling will be a minus maneuver).
2. Extended jog two square corners.
3. Lope left lead straight then a square corner.
4. Stop and perform a 90 degree turn right then back approximately one horse length.
5. Jog to exit.

Walk
Jog	-----
Extended Jog	-----
Lope	—————
Lead Change	///
Back	←
Marker	ⓑ

[WH/1-120]

Pattern Provided by:
NJHA

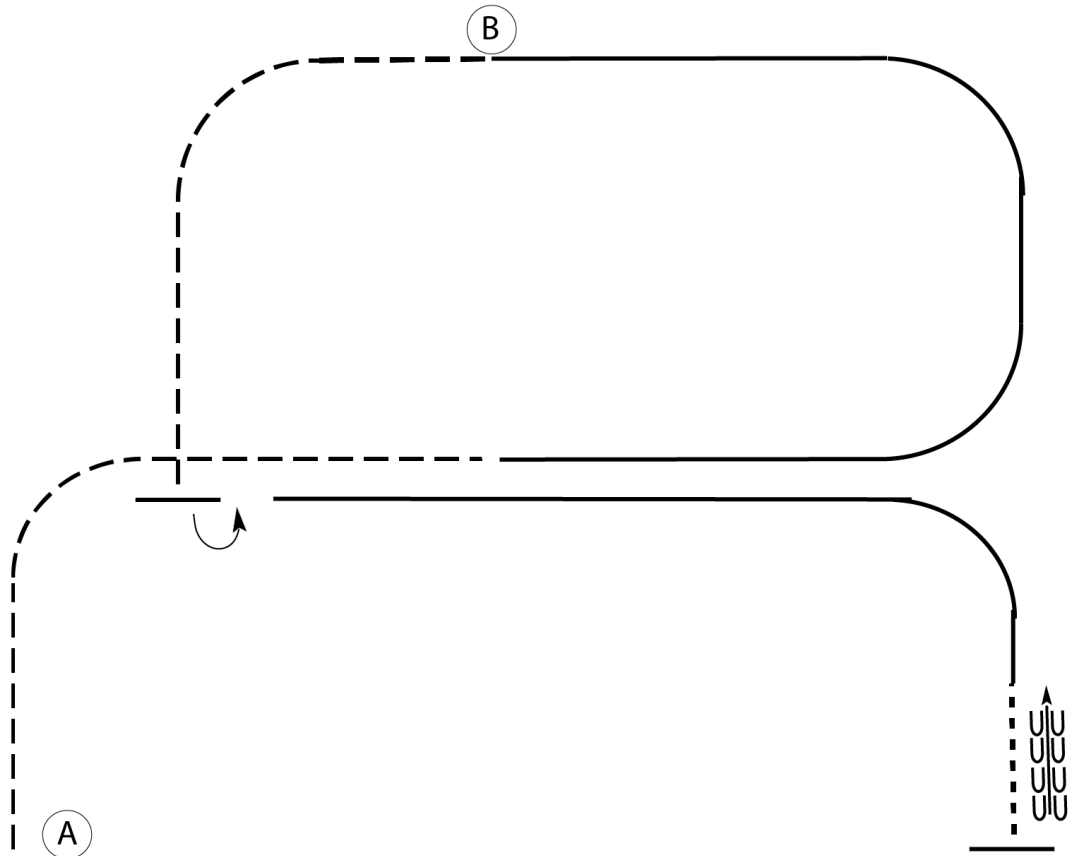
New Jersey Horse Association

Equitation (Jr and Int and Sr)

Show Date: 07-20-2024

w w w . H o r s e S h o w P a t t e r n s . c o m

w w w . H o r s e S h o w P a t t e r n s . c o m



Be ready at A.

1. Sitting trot for approximately 3 strides.
2. Trot on the left diagonal to center of pattern.
3. Canter on the left lead to B.
4. Trot on the right diagonal until halfway to A.
5. Stop and perform a 90 degree turn on the forehand to the left to change direction.
6. Canter on the right lead around corner.
7. Forward walk until even with A.
8. Stop and back.

Pattern is complete.

Walk	-----
Trot	- - - - -
Extended Trot	-----
Canter	—————
Leg Yield	
Lead Change	↖ ↗
Back	← ← ← ← ←
Marker	⊙
Sidepass	← — — — — →
Hand Gallop	—————

[HSE/2-115]

Pattern Provided by:

NJHA

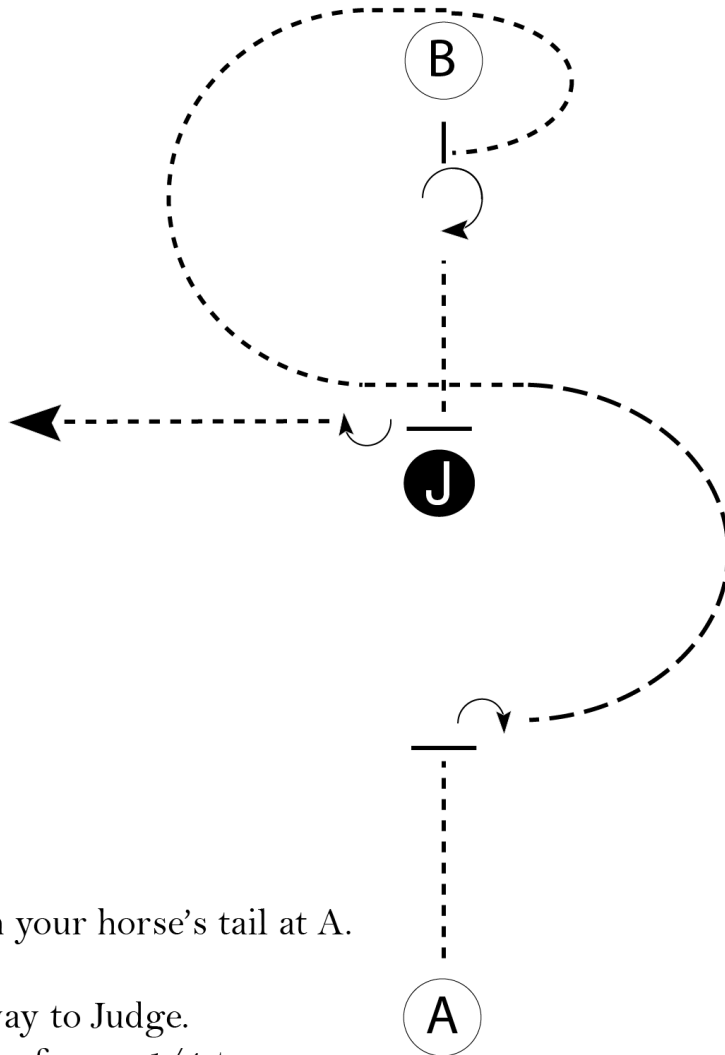
New Jersey Horse Association

Championship Open, W/T 12 and up and Junior (Open and W/T 12 and up and up and up)

Show Date: 07-20-2024

w w w . H o r s e S h o w P a t t e r n s . c o m

w w w . H o r s e S h o w P a t t e r n s . c o m



Be ready with your horse's tail at A.

1. Walk halfway to Judge.
2. Stop and perform a 1/4 turn.
3. Trot a half circle. Break to a walk before Judge and walk to and around B as shown.
4. Stop and perform a 3/4 turn and walk to Judge.
5. Stop and set up for inspection.
6. When dismissed, perform a 1/4 turn and walk straight away to exit.

Follow the instructions of your ring steward.

Walk	-----
Trot	- - - - -
Back	← ⊃ ⊃ ⊃ ⊃
Marker	⊙ B
Judge	● J

[S/WT-66]

Pattern Provided by:

NJHA

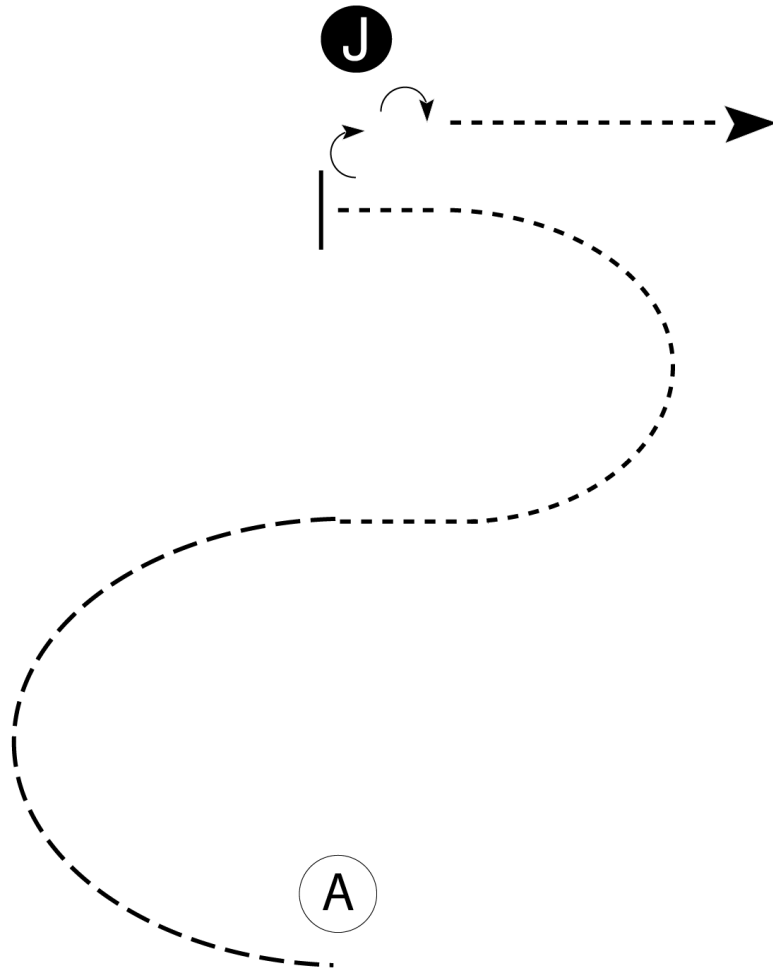
New Jersey Horse Association

Showmanship (Youth W/T and Novice)

Show Date: 07-20-2024

w w w . H o r s e S h o w P a t t e r n s . c o m

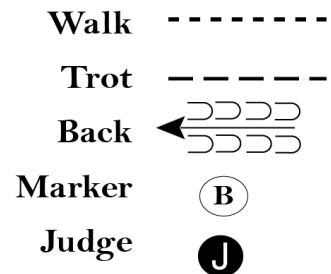
w w w . H o r s e S h o w P a t t e r n s . c o m



Be ready at A.

1. Trot a half circle to center of pattern.
2. Break to a walk and walk a half circle.
3. Stop, perform a 1/4 turn, and set up for inspection.
4. When dismissed, perform a 1/4 turn.
5. Walk to exit.

Follow the instructions of your ring steward.



[S/WT-86]

Pattern Provided by:

NJHA

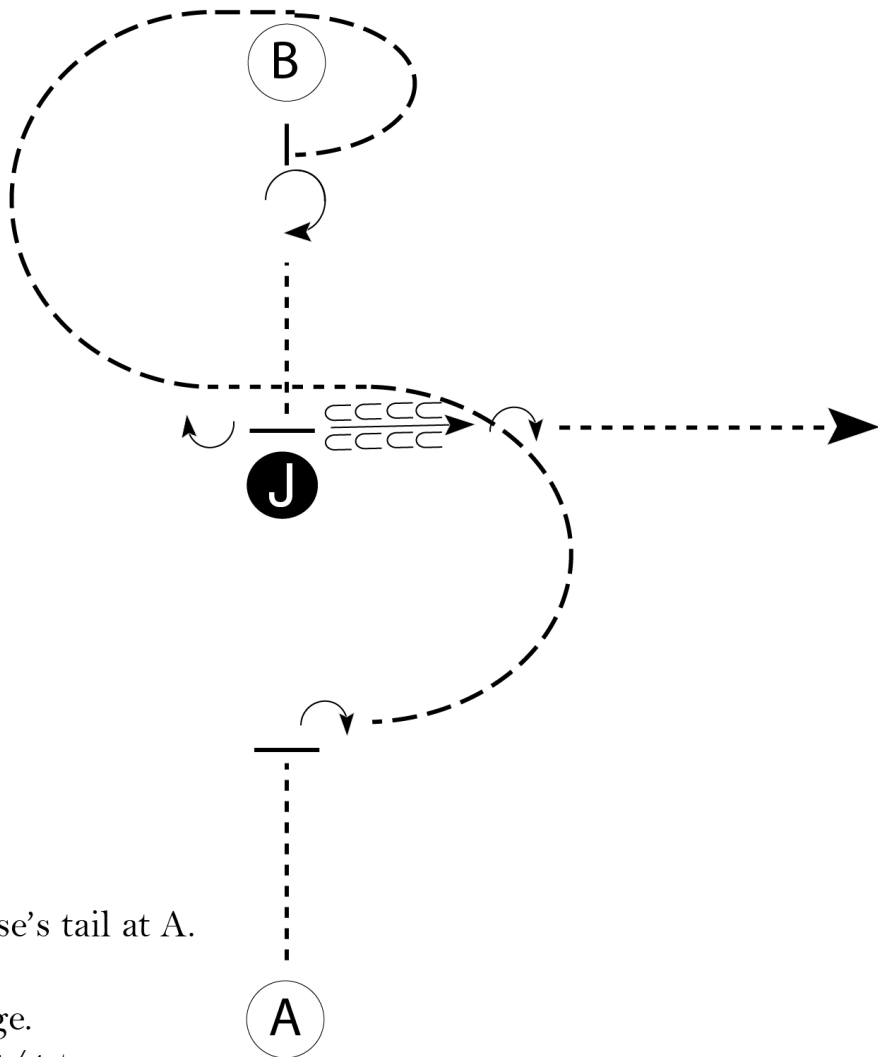
New Jersey Horse Association

Showmanship (Int and Sr)

Show Date: 07-20-2024

w w w . H o r s e S h o w P a t t e r n s . c o m

w w w . H o r s e S h o w P a t t e r n s . c o m



Be ready with your horse's tail at A.

1. Walk halfway to Judge.
2. Stop and perform a 1/4 turn.
3. Trot a half circle. Break to a walk before Judge and walk at least two horse lengths past Judge.
4. Trot a half circle to and around B as shown.
5. Stop and perform a 3/4 turn and walk to Judge.
6. Stop and set up for inspection.
7. When dismissed, perform a 1/4 turn.
8. Back approximately one horse length.
9. Perform a 1/2 turn and walk straight away to exit.

Walk	-----
Trot	- - - - -
Back	← ⊃ ⊃ ⊃ ⊃
Marker	⊙ B
Judge	● J

Follow the instructions of your ring steward.

[S/2-66]

Pattern Provided by:

NJHA

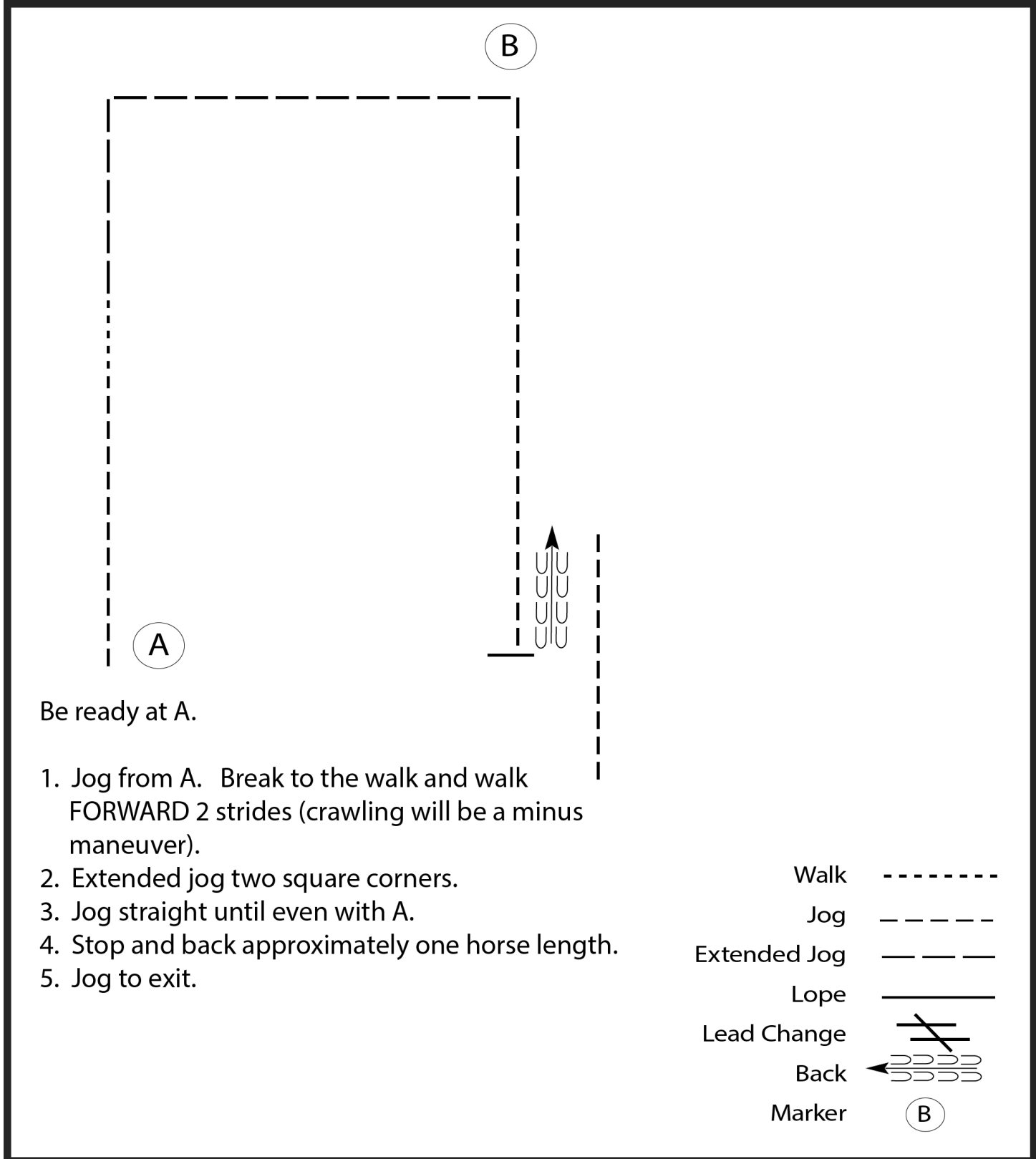
New Jersey Horse Association

Horsemanship (Youth W/T and Novice and W/T 12 and up)

Show Date: 07-20-2024

w w w . H o r s e S h o w P a t t e r n s . c o m

w w w . H o r s e S h o w P a t t e r n s . c o m



Be ready at A.

1. Jog from A. Break to the walk and walk FORWARD 2 strides (crawling will be a minus maneuver).
2. Extended jog two square corners.
3. Jog straight until even with A.
4. Stop and back approximately one horse length.
5. Jog to exit.

- Walk -----
- Jog - - - - -
- Extended Jog - - - - -
- Lope | | | | |
- Lead Change
- Back
- Marker (B)

[WH/WT-120]

Pattern Provided by:
NJHA

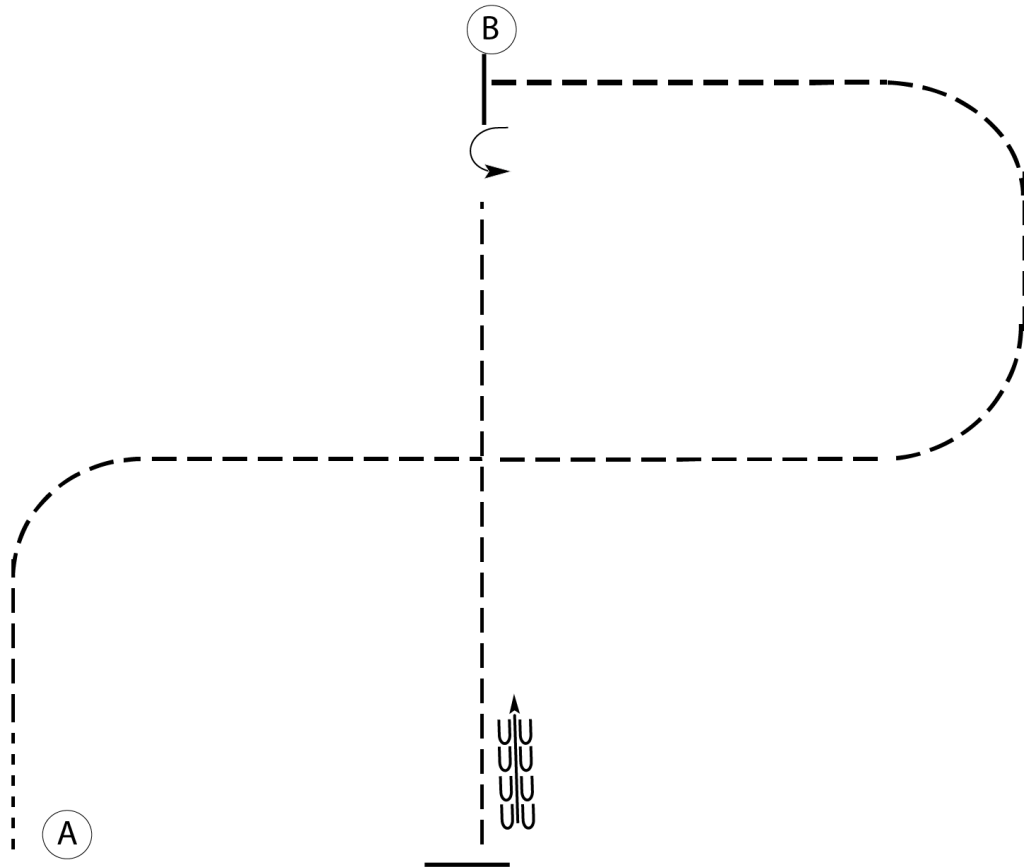
New Jersey Horse Association

Equitation (Youth W/T and Novice and W/T 12 and up)

Show Date: 07-20-2024

w w w . H o r s e S h o w P a t t e r n s . c o m

w w w . H o r s e S h o w P a t t e r n s . c o m



Be ready at A.

1. Forward walk for approximately 2 strides.
2. Trot on the left diagonal to center of pattern.
3. Change diagonals and trot on the right diagonal until even with B.
4. Stop and perform a 90 degree turn on the forehand to the left to change direction.
5. Sitting trot for 2-3 strides.
6. Trot on the left diagonal until even with A.
7. Stop and back.

Pattern is complete.

Walk	-----
Trot	- - - - -
Extended Trot	- - - - -
Canter	—————
Leg Yield	
Lead Change	///
Back	⤵⤵⤵
Marker	Ⓚ
Sidepass	← - - - - →
Hand Gallop	—————

[HSE/WT-115]

Pattern Provided by:

NJHA