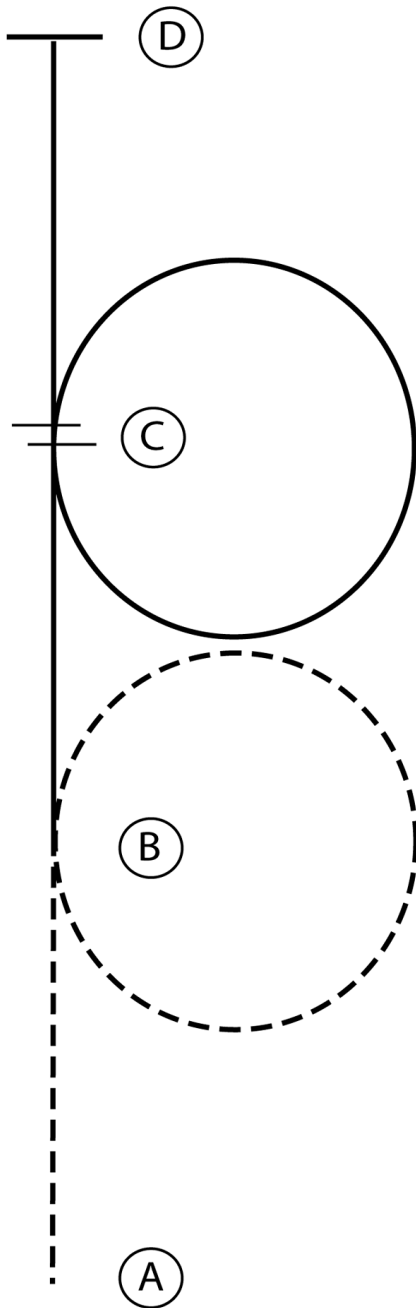


New Jersey Horse Association

Equitation (Jr, Int and Sr)

Show Date: 05-05-2024



1. Sitting trot A to B
2. At B posting trot circle to the right around B on the left diagonal
3. At B canter on the right lead to and in a circle around C
4. At C perform a simple lead change and continue to D
5. Stop at D

Walk
Trot	- - - - -
Extended Trot	- - - - -
Canter	—————
Leg Yield	
Lead Change	↘
Back	←←←←←
Marker	⊙
Sidepass	← - - - - →

[HSE/2-17]

Pattern Provided by:

NJHA

w w w . H o r s e S h o w P a t t e r n s . c o m

w w w . H o r s e S h o w P a t t e r n s . c o m

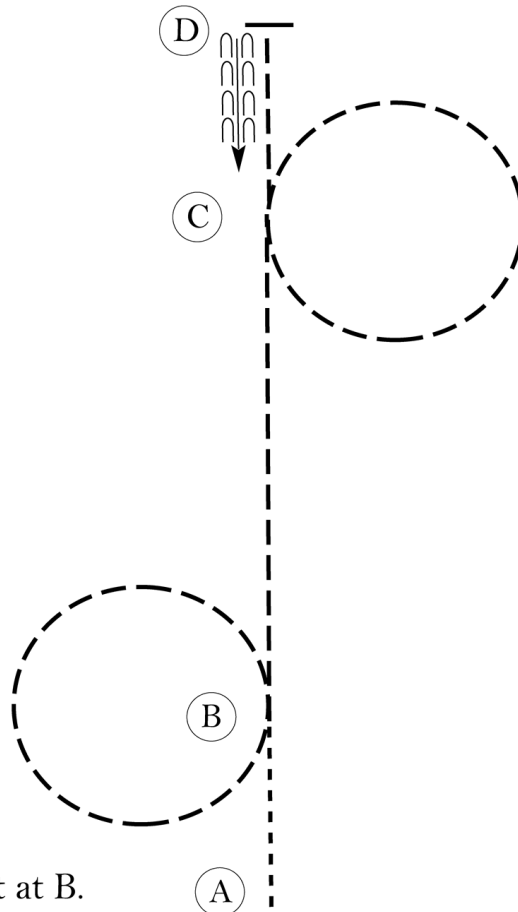
New Jersey Horse Association

Equitation (Youth W/T, Novice, W/T 12 and up)

Show Date: 05-05-2024

w w w . H o r s e S h o w P a t t e r n s . c o m

w w w . H o r s e S h o w P a t t e r n s . c o m



Be ready before A.

1. Walk A to B.
2. Posting trot a circle to the left at B.
3. Sitting trot to C.
4. Trot a circle to the right at C.
5. Continue to trot to D.
6. Stop at D and back approximately one horse length.

Follow the instructions of your ring steward.

Walk	-----
Trot	- - - - -
Extended Trot	— — — — —
Canter	—————
Leg Yield	
Lead Change	— / —
Back	←←←
Marker	(B)
Sidepass	← — — — — →
Hand Gallop	— — — — —

[HSE/WT-42]

Pattern Provided by:

NJHA

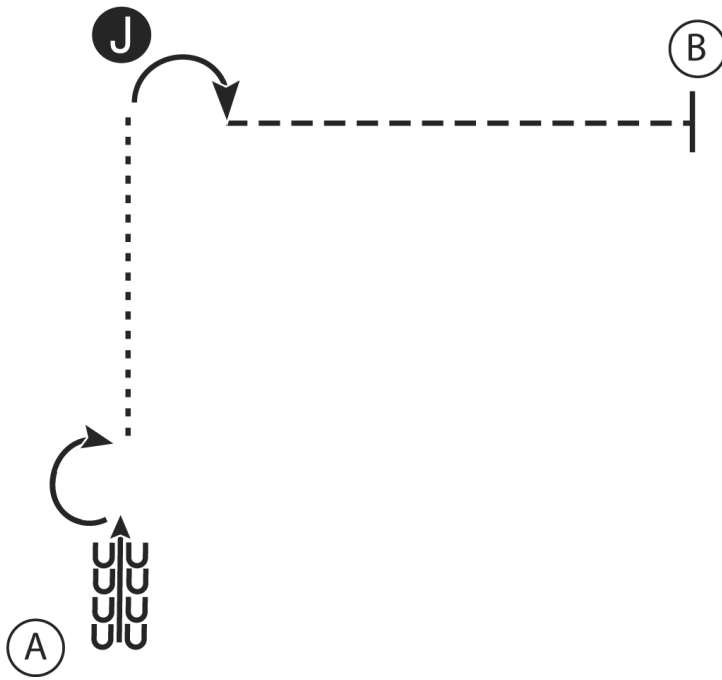
New Jersey Horse Association

Showmanship (W/T 12 and up)

Show Date: 05-05-2024

w w w . H o r s e S h o w P a t t e r n s . c o m

w w w . H o r s e S h o w P a t t e r n s . c o m



1. Back 4 steps at A
2. Perform a 180 degree turn
3. Walk to the judge and set up for inspection
4. When dismissed perform a 90 degree turn and trot to B
5. Stop at B

- Walk - - - - -
- Trot - - - - -
- Back ←
- Marker (B)
- Judge (J)

[S/1-2]

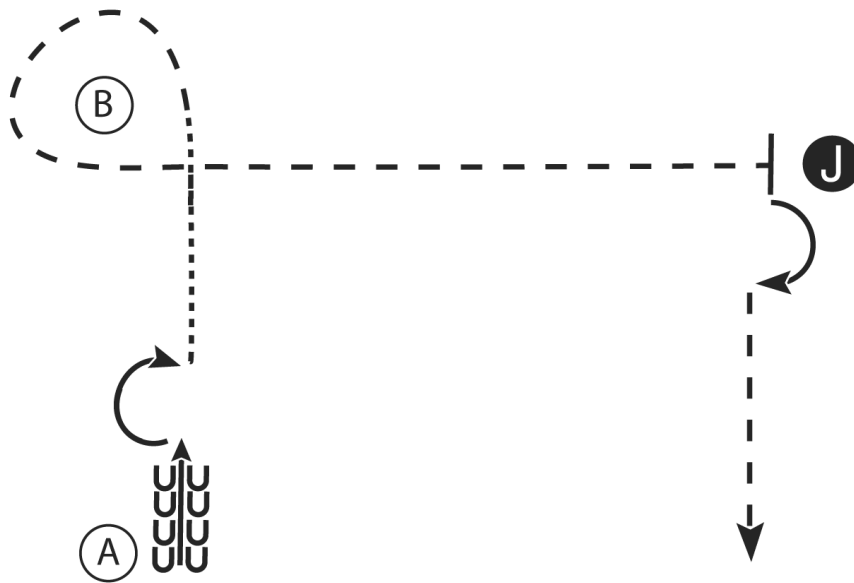
Pattern Provided by:

NJHA

New Jersey Horse Association

Showmanship (Jr, Int, & Sr)

Show Date: 05-05-2024



1. At A back 4 steps
2. Perform a 180 degree turn
3. Walk to B
4. At B trot around B and to the judge, set up for inspection
5. When dismissed perform a 90 degree turn and trot straight away from the judge

Walk - - - - -

Trot - - - - -

Back ←

Marker (B)

Judge (J)

[S/2-1]

Pattern Provided by:

NJHA

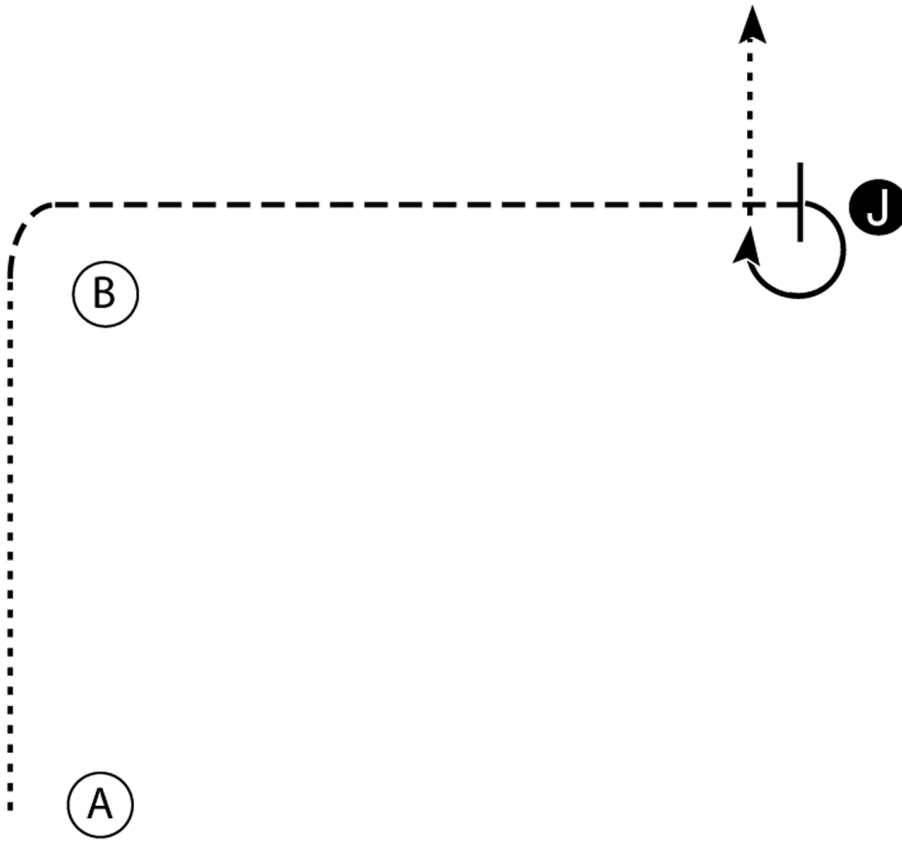
New Jersey Horse Association

Showmanship (Youth W/T & Novice)


Show Date: 05-05-2024


w w w . H o r s e S h o w P a t t e r n s . c o m


w w w . H o r s e S h o w P a t t e r n s . c o m





1. Walk from A to B.
2. Trot from B to the Judge.
3. Stop and set up for inspection.
4. When dismissed perform a 270 degree turn and walk straight away from the Judge.

Walk 

Trot 

Back 

Marker 

Judge 

[S/WT-2]

Pattern Provided by:
NJHA

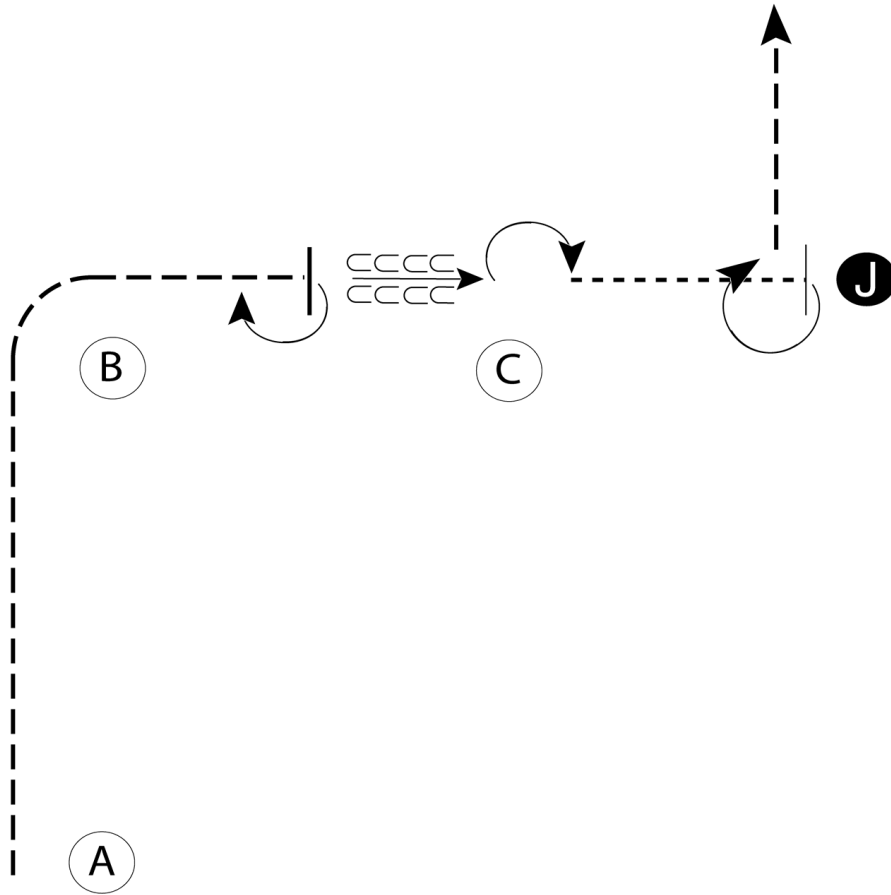
New Jersey Horse Association

Showmanship (Open All Ages)

Show Date: 05-05-2024

w w w . H o r s e S h o w P a t t e r n s . c o m

w w w . H o r s e S h o w P a t t e r n s . c o m



1. Jog from A around B
2. Half way to C stop and perform a 180 degree turn
3. Back to C
4. Perform a 180 degree turn, walk to Judge and set up for inspection
5. When dismissed perform a 270 degree turn and trot to lineup

- Walk - - - - -
- Trot - - - - -
- Back ← - - - - -
- Marker (B)
- Judge (J)

[S/2-26]

Pattern Provided by:

NJHA

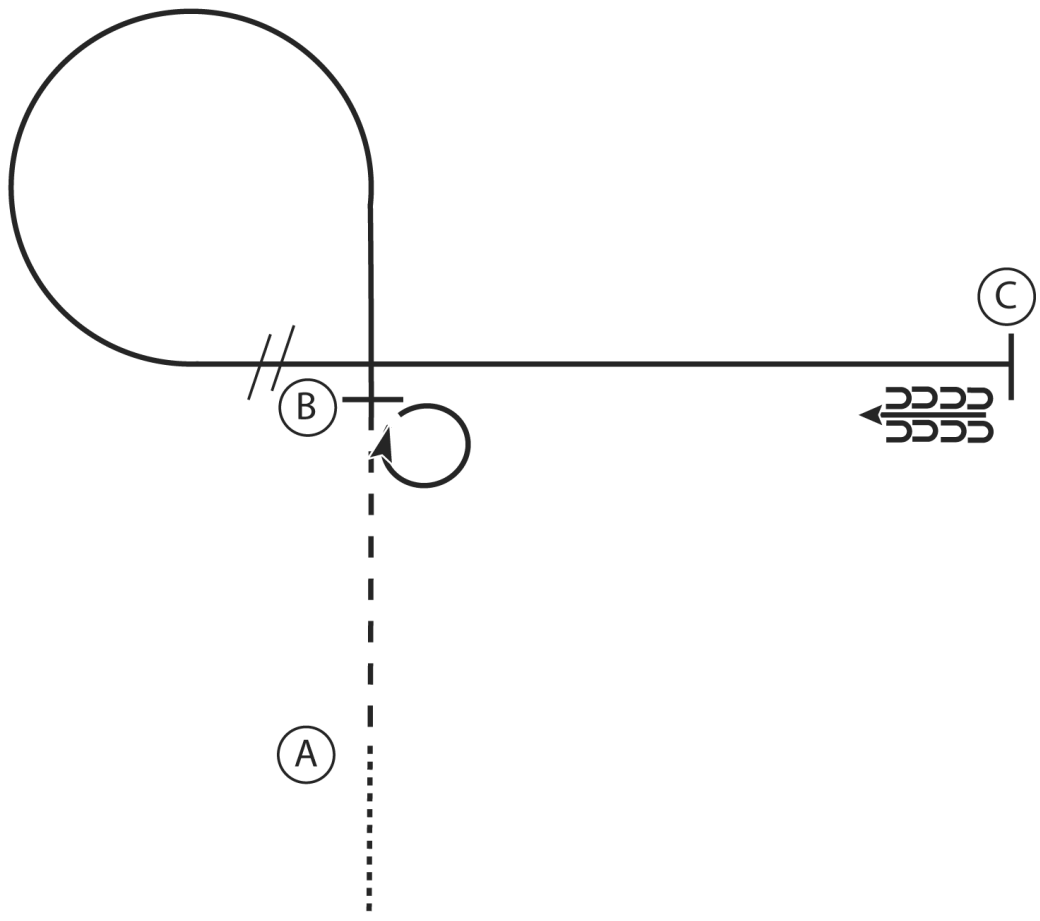
New Jersey Horse Association

Horsemanship (Jr, Int & Sr)

Show Date: 05-05-2024

w w w . H o r s e S h o w P a t t e r n s . c o m

w w w . H o r s e S h o w P a t t e r n s . c o m



1. Walk to A
2. At A jog to B
3. Stop at B and perform a 360 degree turn to the right
4. Lope a circle to the left
5. At B perform a lead change and continue to C
6. At C stop and back 5 steps

Walk
Jog	- - - - -
Extended Jog	- - - - -
Lope	—————
Leg Yield	
Lead Change	———/———
Back	←←←←←
Marker	(B)
Sidepass	←- - - - -←

[WH/2-10]

Pattern Provided by:
NJHA

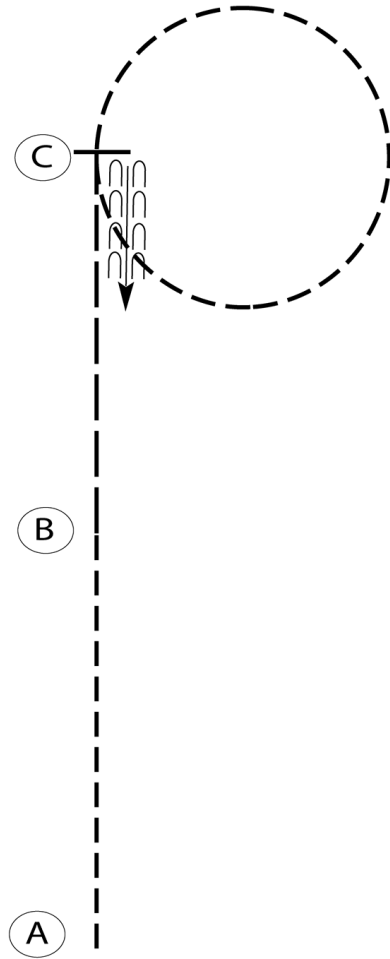
New Jersey Horse Association

Horsemanship (Youth W/T, Novice, W/T 12 and up)

Show Date: 05-05-2024

w w w . H o r s e S h o w P a t t e r n s . c o m

w w w . H o r s e S h o w P a t t e r n s . c o m



Be ready at A.

1. Jog from A to B.
2. Extend the jog to C.
3. At C, jog a circle to the right.
4. Even with C, stop and back one horse length

Retire to the rail or line up at a jog.

Walk	-----
Jog	- - - - -
Extended Jog	- - - - -
Lope	—————
Leg Yield	
Lead Change	— / —
Back	← ← ← ← ← — — — — —
Marker	⊙ B
Sidepass	← — — — — →

[WH/WT-19]

Pattern Provided by:

NJHA