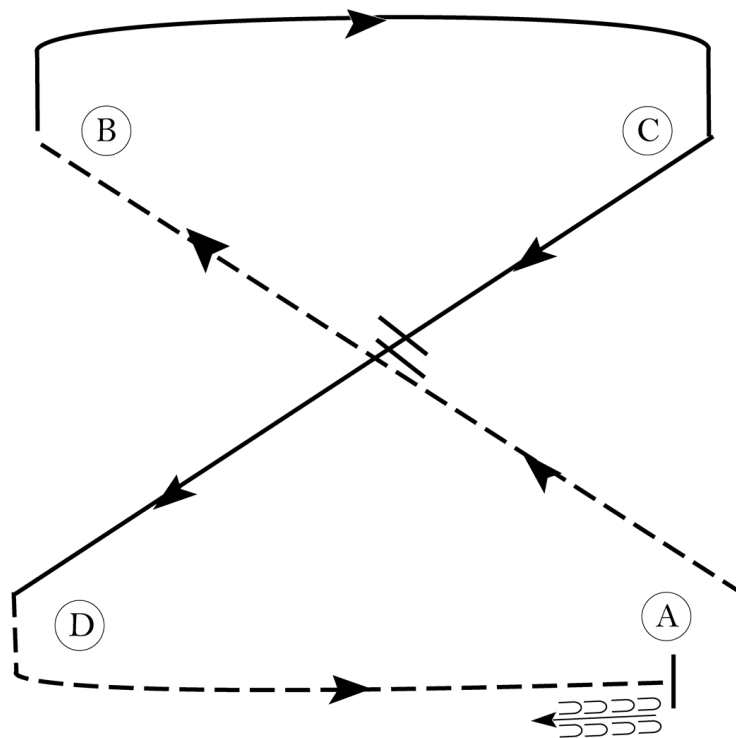


New Jersey Horse Association

Equitation (Jr, Int and Sr)

Show Date: 06-08-2025



Be ready at A.

1. Posting trot on the left diagonal to B.
2. Canter on the right lead to and around C and 1/2 way to D.
3. Change leads and canter to D.
4. Posting trot on the right diagonal to A.
5. Halt at A and back approximately one horse length.

Exit at a sitting trot.

Walk
Trot	-----
Extended Trot	-----
Canter	=====
Leg Yield	
Lead Change	///
Back	~~~~~
Marker	(B)
Sidepass	-----><-----
Hand Gallop	=====

[HSE/2-24]

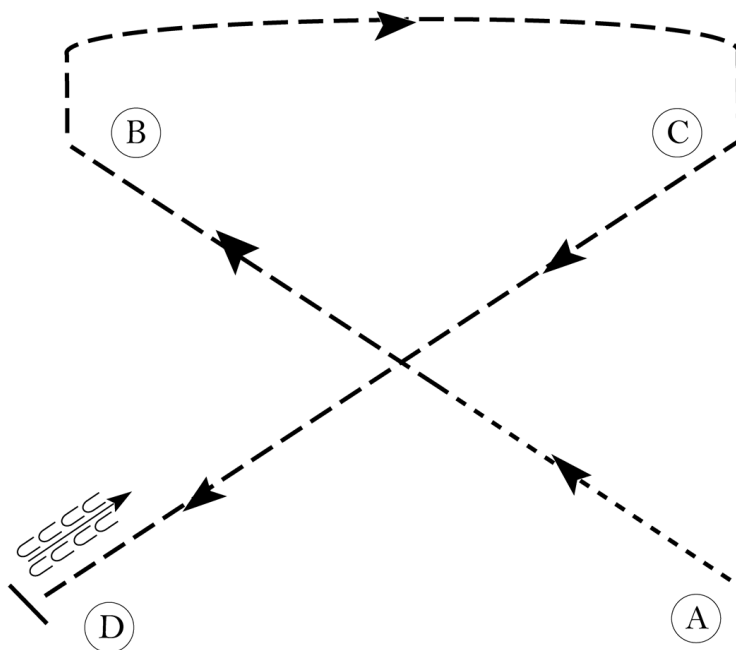
Pattern Provided by:

NJHA

New Jersey Horse Association

Equitation (Youth W/T- Masters - Novice - W/T 12 up)

Show Date: 06-08-2025



Be ready at A.

1. Walk 1/2 way to B.
2. Posting trot on the left diagonal to B.
3. Sitting trot to C.
4. Posting trot on the right diagonal to D.
5. Halt at D and back approximately one horse length.

Exit at a sitting trot.

Walk	-----
Trot	- - - - -
Extended Trot	— — — — —
Canter	—————
Leg Yield	
Lead Change	— / —
Back	← ← ← ← ←
Marker	(B)
Sidepass	← — — — — →
Hand Gallop	— — — — —

[HSE/WT-24]

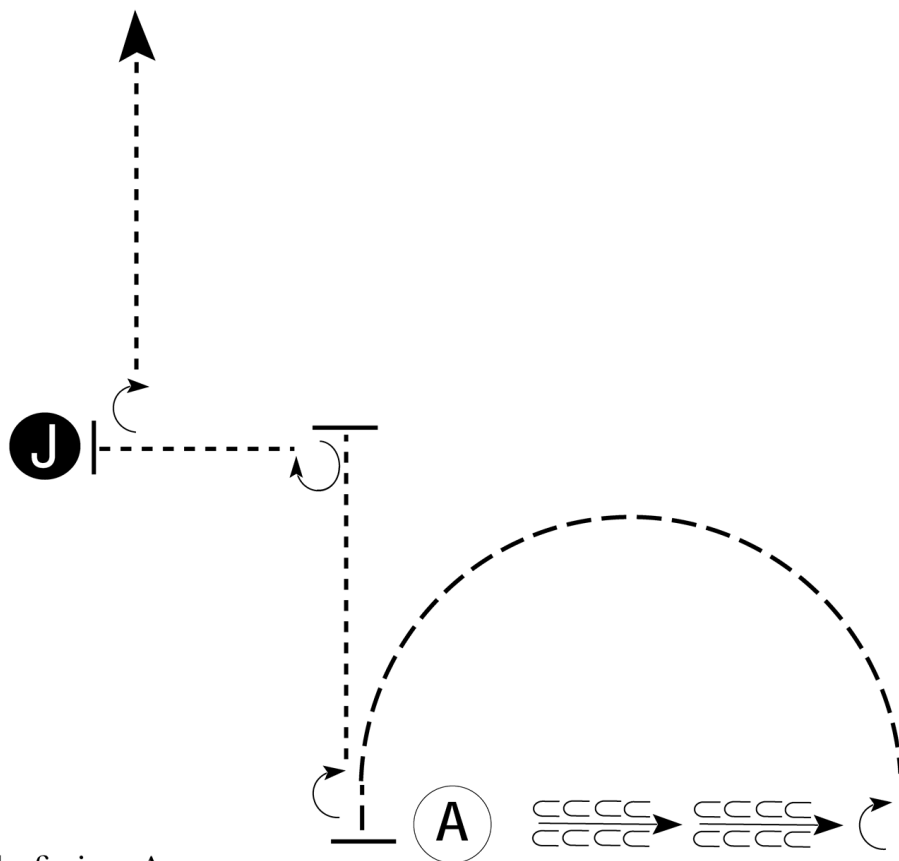
Pattern Provided by:

NJHA

New Jersey Horse Association

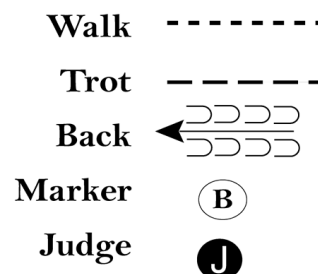
Showmanship (Jr, Int and Sr)

Show Date: 06-08-2025



1. When acknowledged, back approximately 2 horse lengths.
2. Perform a 90 degree turn.
3. Trot a half circle back to A.
4. Stop and perform a 180 degree turn.
5. Walk until your horse's hip is even with Judge.
6. Stop and perform a 270 degree turn.
7. Walk to judge. Stop and set up for inspection.
8. When dismissed, perform a 90 degree turn.
9. Walk straight away from judge.

Follow the instructions of your ring steward.



[S/2-67]

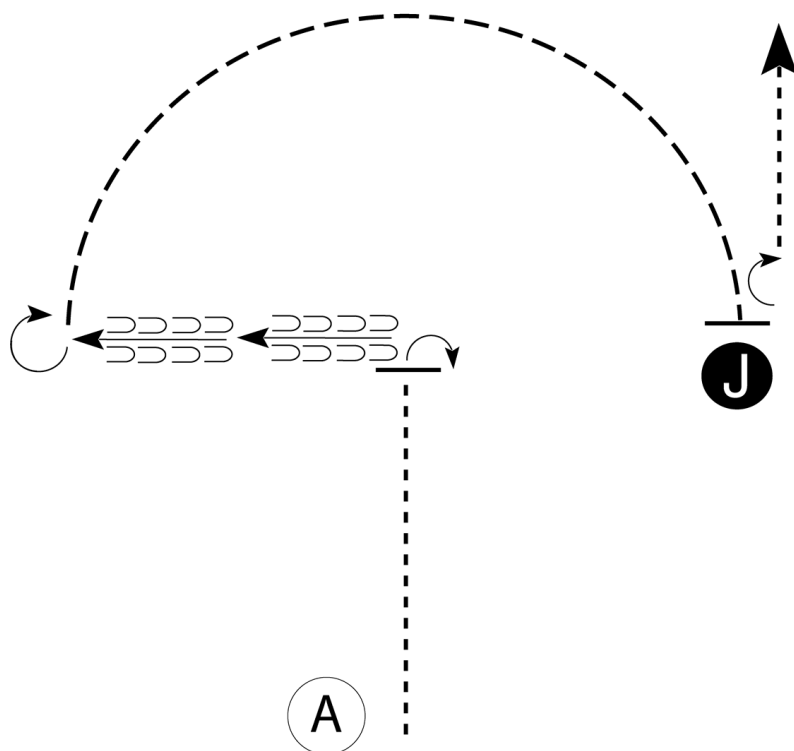
Pattern Provided by:

NJHA

New Jersey Horse Association

Showmanship (Open, W/T 12 and up)

Show Date: 06-08-2025



Be ready at A.

1. When acknowledged, walk until horse's hip is even with Judge.
2. Perform a 90 degree turn.
3. Back approximately two horse lengths.
4. Stop and perform a 270 degree turn.
5. Trot in a half circle to Judge.
6. Stop and set up for inspection.
7. When dismissed, perform a 180 degree turn and walk straight away from judge.

Walk -----
 Trot -----
 Back ← ⊞ ⊞ ⊞
 Marker (B)
 Judge (J)

Follow the instructions of your ring steward.

[S/2-68]

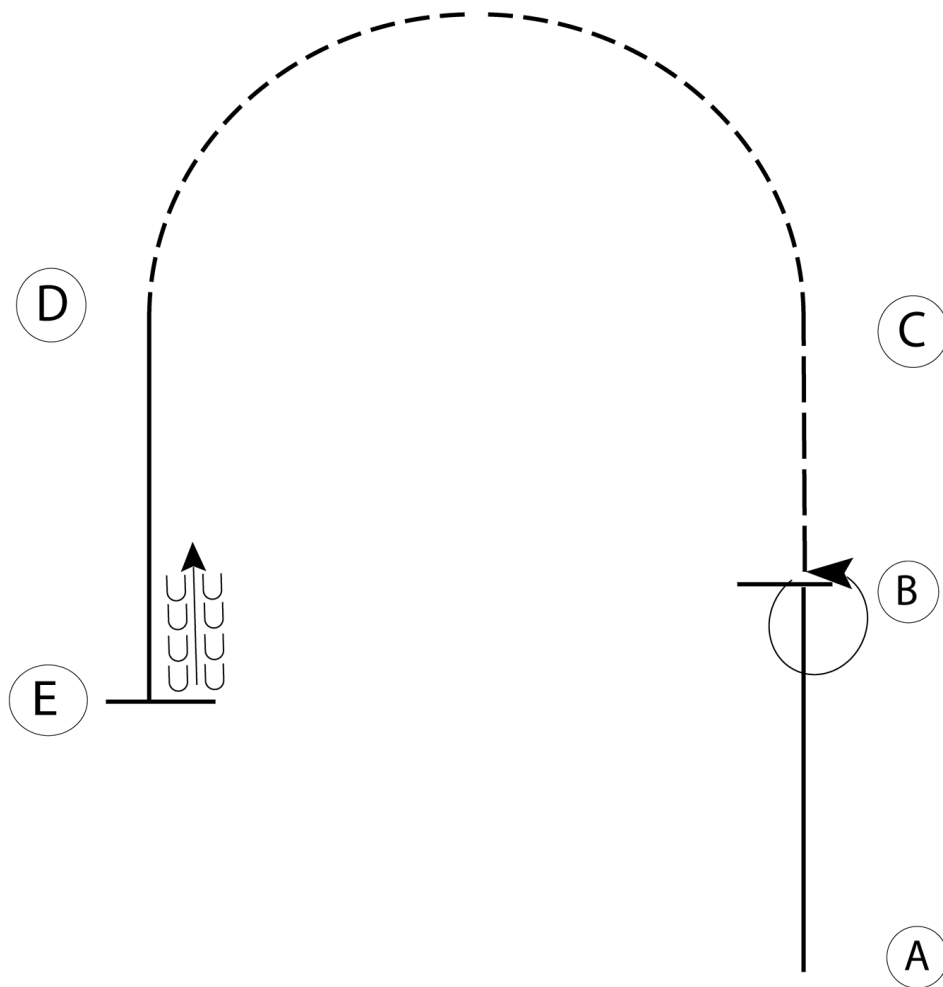
Pattern Provided by:

NJHA

New Jersey Horse Association

Horsemanship (Jr, Int and Sr)

Show Date: 06-08-2025



1. Begin at A. Lope left lead to B
2. At B stop and perform a 360 degree turn on the hindquarters to the left
3. Extend the jog to C
4. Normal jog from C to D
5. Lope right lead from D to E
6. At E stop and back

Walk	-----
Jog	- - - - -
Extended Jog	- - - - -
Lope	=====
Leg Yield	
Lead Change	— / —
Back	← ← ← ← ←
Marker	(B)
Sidepass	← — — — — →

[WH/2-56]

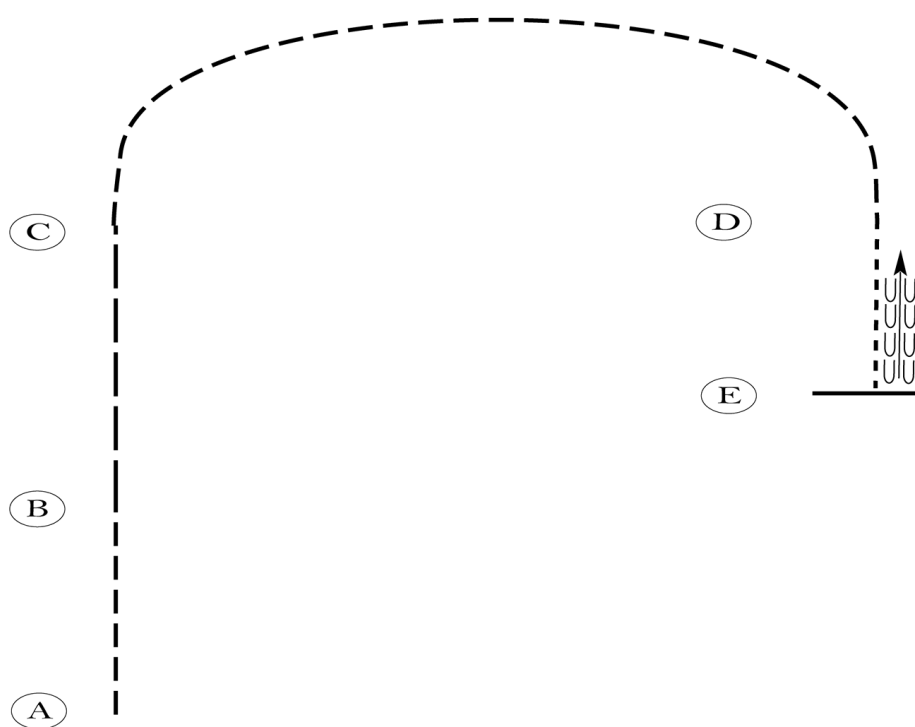
Pattern Provided by:

NJHA

New Jersey Horse Association

Horsemanship (Youth W/T, Novice, W/T 12 up and Masters)

Show Date: 06-08-2025



Be ready at A.

1. Jog to B.
2. Perform an extended jog from B to C.
3. Slow to a jog and jog to D.
4. Walk from D to E.
5. Stop at E and back approximately one horse length.

Follow the instructions of your ring steward.

Walk	-----
Jog	- - - - -
Extended Jog	— — —
Lope	—————
Leg Yield	
Lead Change	— / —
Back	← — — —
Marker	⊙ B
Sidepass	← — — — →

[WH/WT-31]

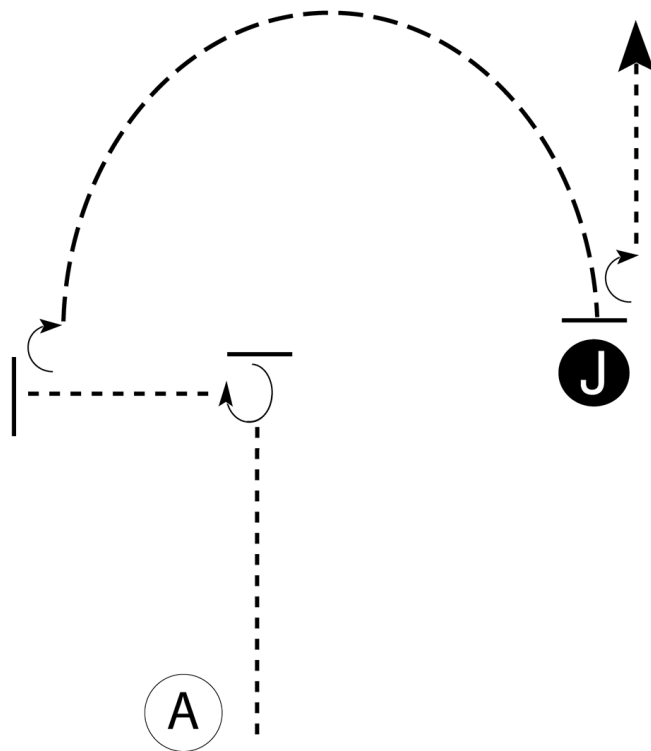
Pattern Provided by:

NJHA

New Jersey Horse Association

Showmanship (Youth W/T and Novice)

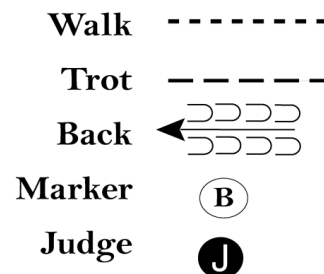
Show Date: 06-08-2025



Be ready at A.

1. When acknowledged, walk until even with Judge.
2. Stop and perform a 270 degree turn.
3. Walk approximately two horse lengths.
4. Stop and perform a 90 degree turn.
5. Trot in a half circle to Judge.
6. Stop and set up for inspection.
7. When dismissed, perform a 180 degree turn and walk straight away from judge.

Follow the instructions of your ring steward.



[S/1-68]

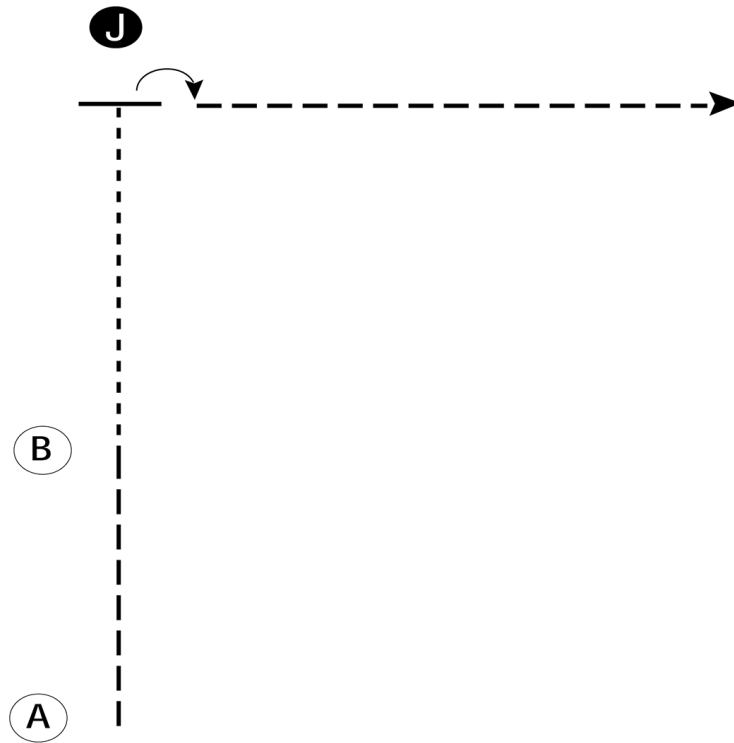
Pattern Provided by:

NJHA

New Jersey Horse Association

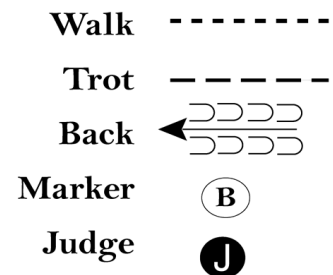
Showmanship (Leadline)

Show Date: 06-08-2025



Be ready at A.

1. Trot from A to B.
2. Walk from B to the judge.
3. Stop and set up for inspection.
4. When dismissed, turn 90 degrees.
5. Trot away from judge and follow the instructions of your ring steward.



[S/WT-10]

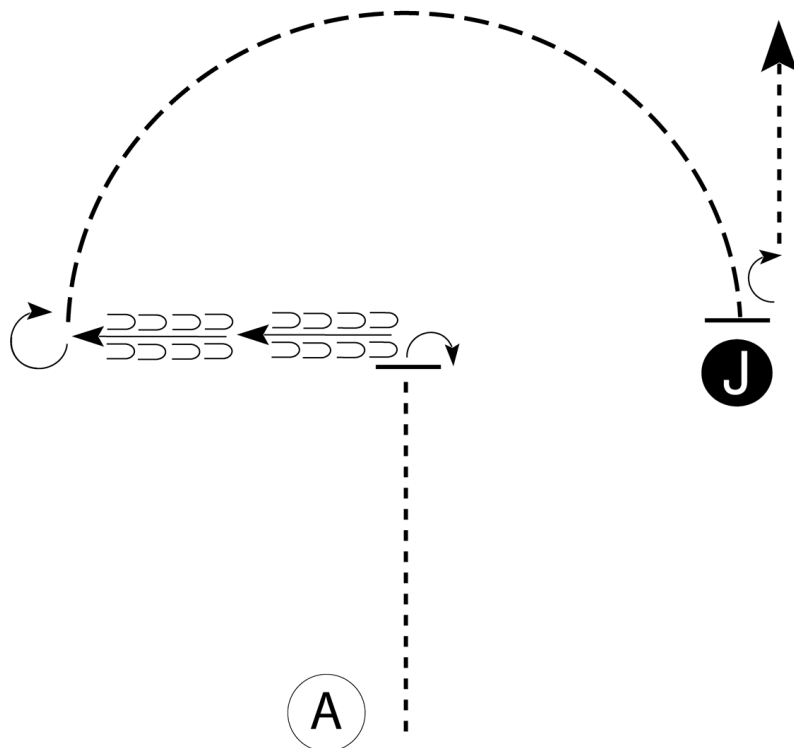
Pattern Provided by:

NJHA

New Jersey Horse Association

Showmanship Masters (Extend Walk Where Pattern Calls for Trot)

Show Date: 06-08-2025



Be ready at A.

1. When acknowledged, walk until horse's hip is even with Judge.
2. Perform a 90 degree turn.
3. Back approximately two horse lengths.
4. Stop and perform a 270 degree turn.
5. Trot in a half circle to Judge.
6. Stop and set up for inspection.
7. When dismissed, perform a 180 degree turn and walk straight away from judge.

Walk -----
Trot -----
Back -----
Marker (B)
Judge (J)

Follow the instructions of your ring steward.

[S/2-68]

Pattern Provided by:

NJHA