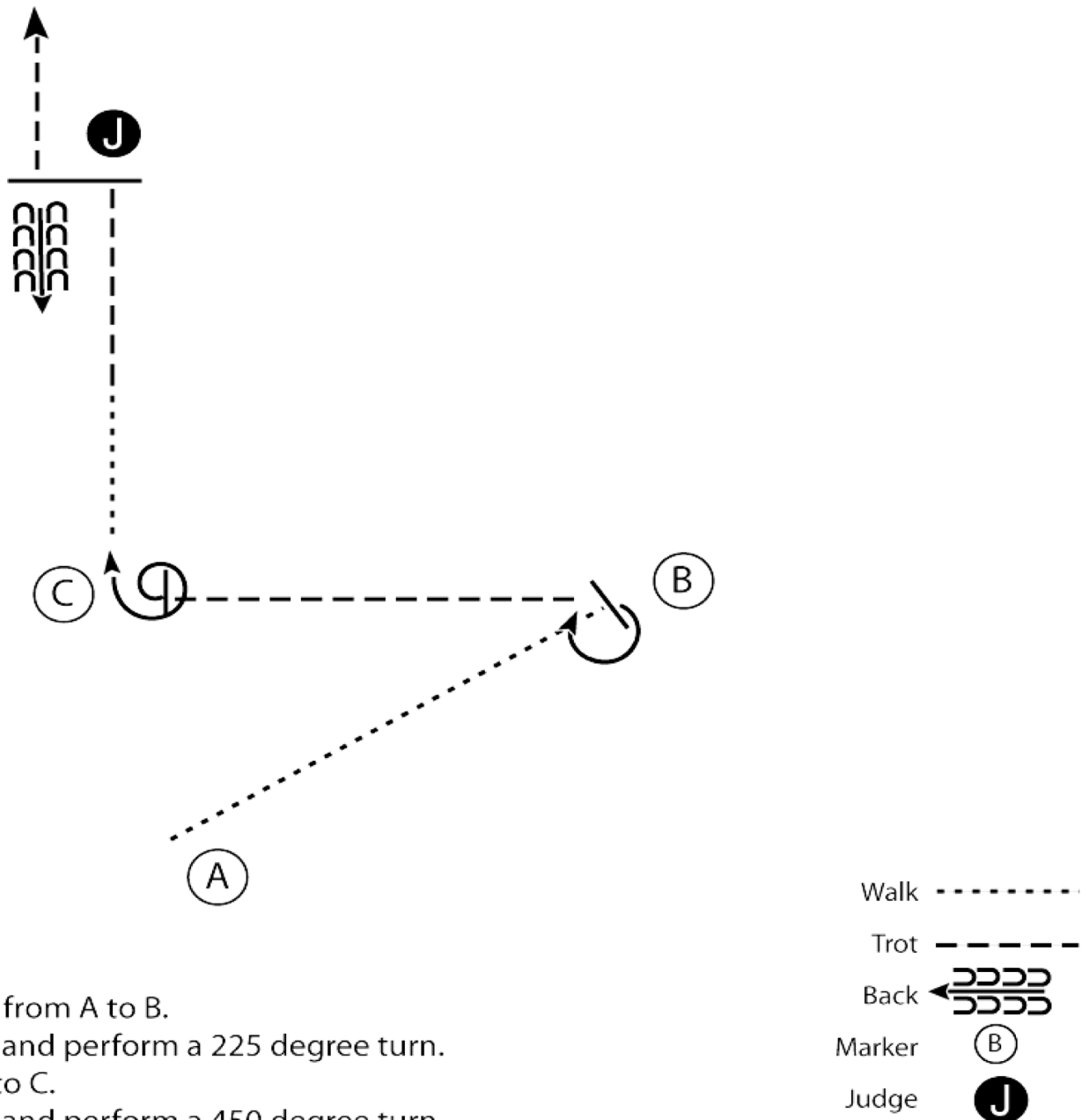


New Jersey Horse Association

Showmanship (Jr, Int and Sr)

Show Date: 09-07-2025



1. Walk from A to B.
2. Stop and perform a 225 degree turn.
3. Trot to C.
4. Stop and perform a 450 degree turn.
5. Walk half way to the Judge. Trot to the Judge.
6. Stop and set up for inspection.
7. When dismissed back four steps and trot to line-up.

[S/3-8]

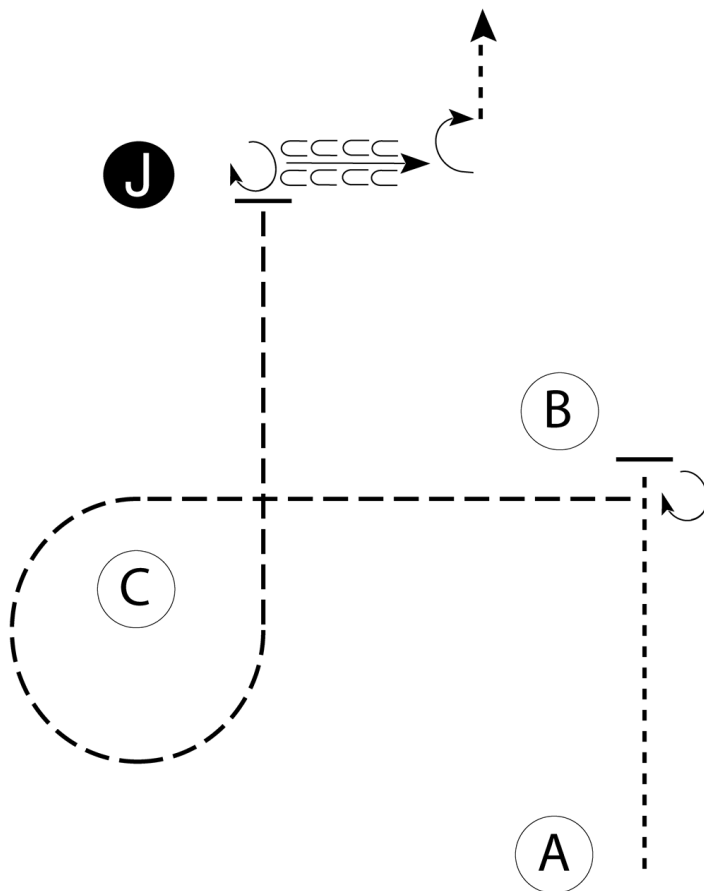
Pattern Provided by:

New Jersey Horse Asso

New Jersey Horse Association

Showmanship (Youth W/T, Novice, W/T 12 and up, Open)

Show Date: 09-07-2025



Be ready at A.

1. Walk from A to B.
2. Stop just before B and perform a 270 degree turn.
3. Trot to and around C as shown.
4. Trot until horse's hip is even with judge.
5. Stop and perform a 270 degree turn.
6. Set up for inspection.
7. When dismissed, back approximately one horse length.
8. Perform a 90 degree turn and walk away.

Please exit the arena at the direction of the ring steward.

Walk -----
Trot -----
Back ←-----
Marker (B)
Judge (J)

[S/3-53]

Pattern Provided by:

New Jersey Horse Asso

www.HorseShowPatterns.com

www.HorseShowPatterns.com

www.HorseShowPatterns.com



www.HorseShowPatterns.com

- www.HorseShowPatterns.com

www.HorseShowPatterns.com

www.HorseShowPatterns.com

www.HorseShowPatterns.com

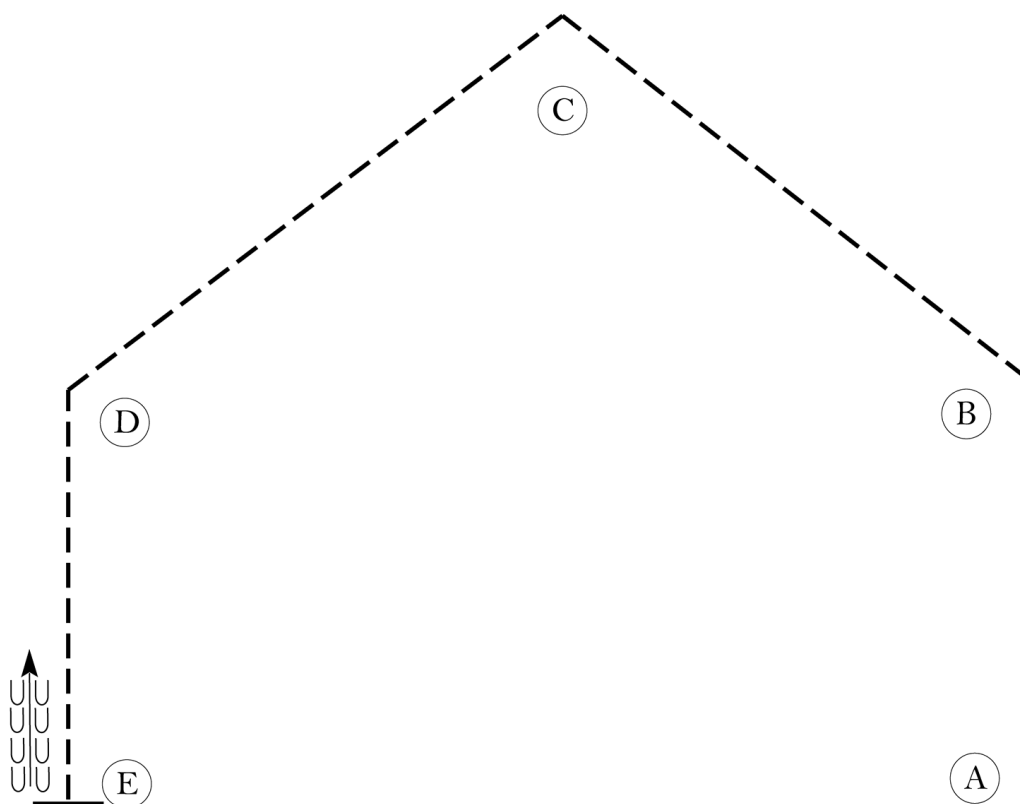
www.HorseShowPatterns.com

www.HorseShowPatterns.com

New Jersey Horse Association

Equitation (Youth W/T, Novice, W/T 12 and up, Masters)

Show Date: 09-07-2025



Be ready at A.

1. Walk to B.
2. Trot on the left diagonal to C.
3. Change diagonals and trot on the right diagonal to D.
4. Sitting trot to E.
5. Halt at E and back approximately one horse length.

When dismissed, follow the instructions of your ring steward.

Walk	-----
Trot	- - - - -
Extended Trot	— — — —
Canter	—————
Leg Yield	
Lead Change	— / —
Back	← ← ← ←
Marker	(B)
Sidepass	← — — — →
Hand Gallop	—— — —

[HSE/WT-37]

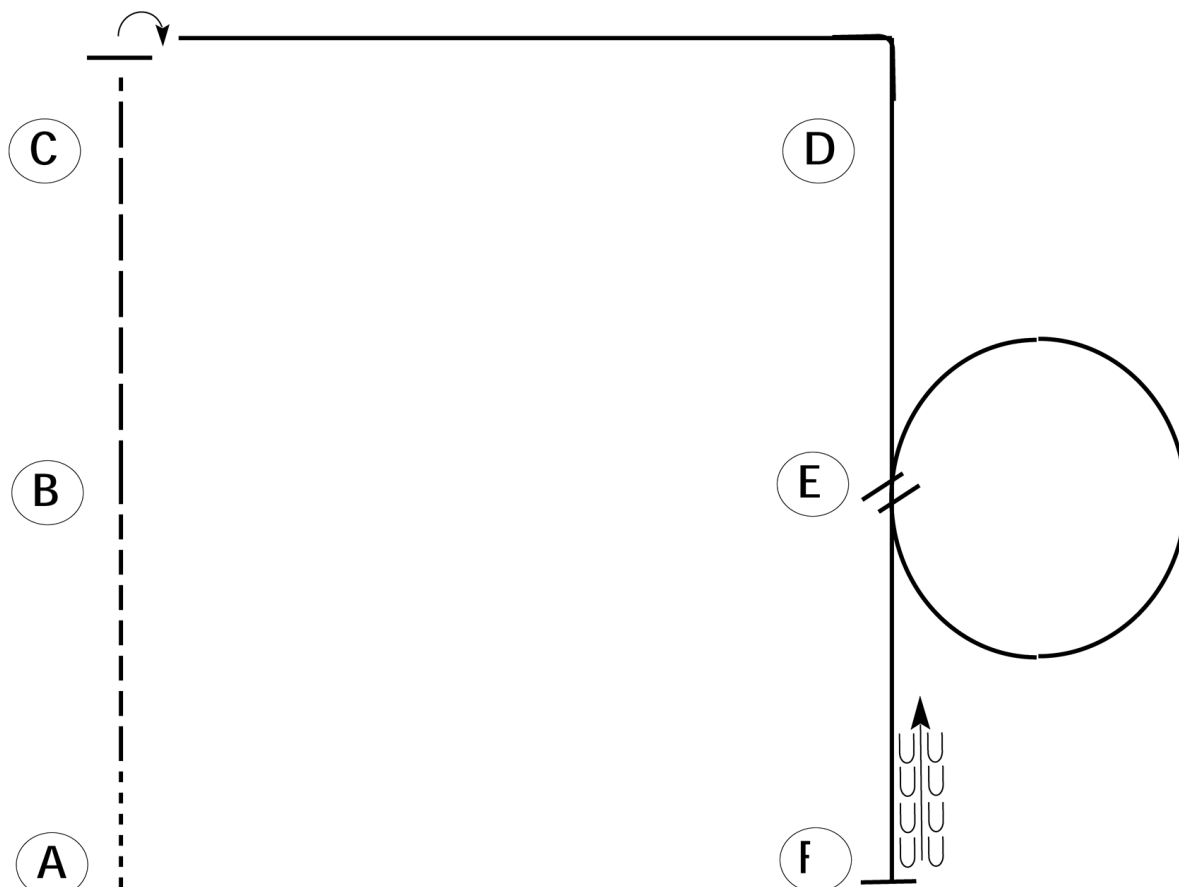
Pattern Provided by:

New Jersey Horse Asso

New Jersey Horse Association

Horsemanship (Jr, Int and Sr)

Show Date: 09-07-2025



Be ready at A.

1. Walk approximately 2 horse lengths from A.
2. Jog to B.
3. Extend the jog to C.
4. Stop at C and perform a 1/4 turn to the right.
5. Lope on the right lead around D and to E.
6. Change leads at E.
7. Lope a circle to the left at E.
8. Continue to lope to F, stop at F and back approximately one horse length.

Follow the instructions of your ring steward.

Walk	-----
Jog	- - - - -
Extended Jog	- - - - -
Lope	—————
Leg Yield	
Lead Change	— / —
Back	← ← ← ← ←
Marker	(B)
Sidepass	← — — — — →

[WH/3-64]

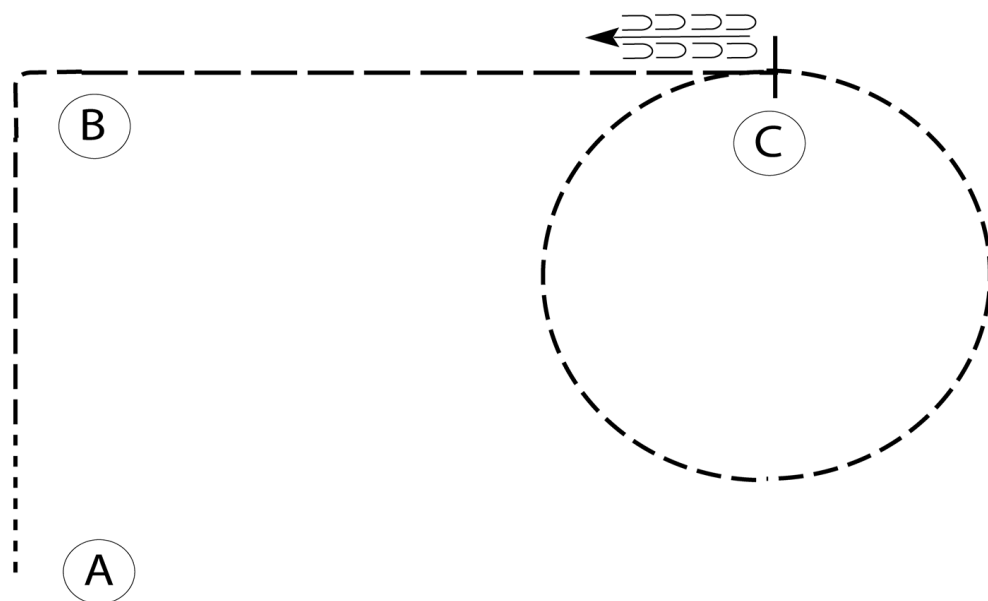
Pattern Provided by:

New Jersey Horse Asso

New Jersey Horse Association

Horsemanship (Youth W/T, Novice, W/T 12 and up, Masters)

Show Date: 09-07-2025



Be ready at A.

1. Walk approximately 2 horse lengths from A.
2. Jog to B. Jog a square corner around B.
3. Extend the jog to C.
4. Jog a circle at C.
5. Stop at C and back approximately one horse length.

Follow the instructions of your ring steward.

Walk	-----
Jog	- - - - -
Extended Jog	- - - - -
Lope	— — — — —
Leg Yield	
Lead Change	— / —
Back	← — — — —
Marker	(B)
Sidepass	← — — — — →

[WH/WT-63]

Pattern Provided by:

New Jersey Horse Asso