



# Navigating The ISECS CEC

This User Guide will provide step by step instructions to access the ISECS CEC training and certificate courses, including the CSECP certificate courses.

- There are two options for accessing the ISECS CEC training portal.
  - Non-members
  - ISECS members
- Both options will provide you with access to the ISECS CEC training and certificate courses; however, if you are an ISECS member, you will have access to discounted pricing. ISECS members enjoy a 20% discount on non-member pricing.

If you are not yet a member of ISECS and would like to become a member and receive member pricing on training and certificate courses, you may do so by clicking here:

[How to Join](#)

- For how to enroll in ISECS CEC as a Non-member, please follow the steps on Slide 3.
- For how to become a member, please see slide 4.
- If you are an existing ISECS Member, please follow the steps on Slides 5 & 6.

# Non-Member Instructions

For ISECS Members – please skip this slide and proceed to slide 4.



Begin by navigating to the ISECS CEC public dashboard.

<https://isecs.myabsorb.com/#/dashboard>

Login below to see all your courses.

Username *Required*

Must contain 1 or more characters

Password *Required*

Must contain 1 or more characters

Login

Keep me logged in [Forgot Password?](#)

OR

Sign Up

You will be prompted to sign in if you have previously created an account, please enter your username and password.

If you have not yet created an account, you will need to select “Sign Up” using the Enrollment Key “CEC\_Enrollment(Non-Member)” and completing the required information.

### BECOME A MEMBER

#### Industry Professionals

Starting in 2025, ISECS is pleased to announce that to become part of the exclusive global network, we are able to offer the most competitive membership fee in industry for: 100 US dollars / Year.

— INDUSTRY APPLICATION —

#### University Students

As part of ISECS' public benefit mission, university students are welcome to become a member of ISECS at no cost for one year. To become a member of ISECS, you must submit a copy of your student identification to verify you are currently studying at the university.

— STUDENT APPLICATION —

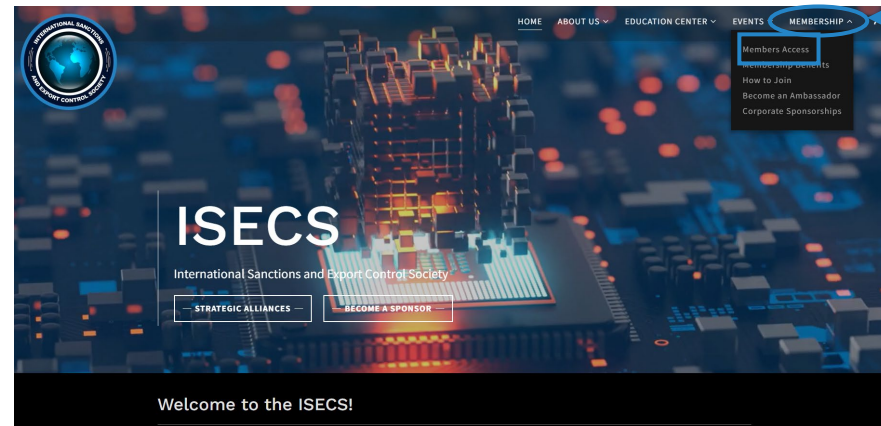
# ISECS Members Instructions

If you are a current member of ISECS, follow these instructions to create your ISECS CEC profile and access member pricing on training and certification courses.

1

To create an account, you need to first navigate to

[www.internationalsanctionsociety.org](http://www.internationalsanctionsociety.org)

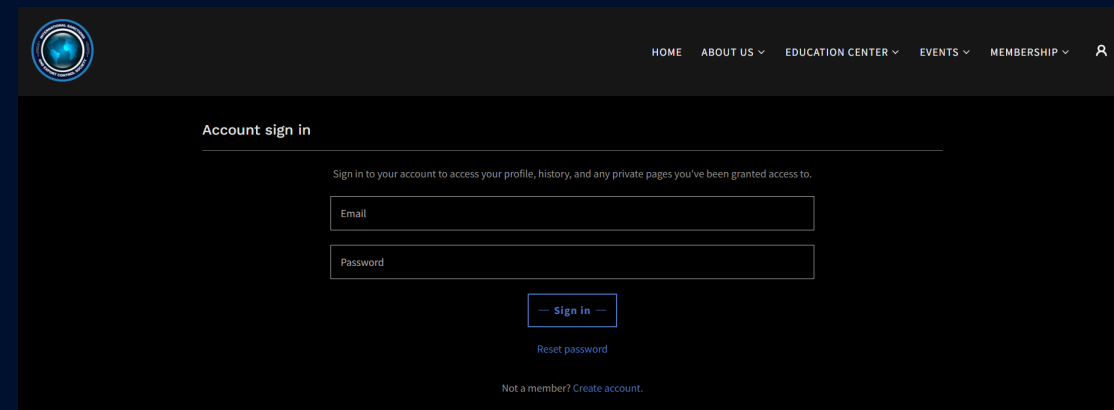


Under Membership dropdown, select Members Access.

2

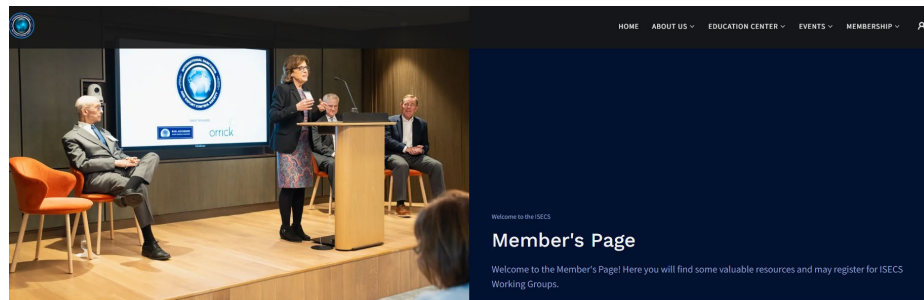
3

Sign in or create your membership account.



4

Once signed in to your ISECS Membership account, you will be taken to the Member's Page. This page will only be visible to active ISECS Members who have registered through the website.



#### Government Speakers

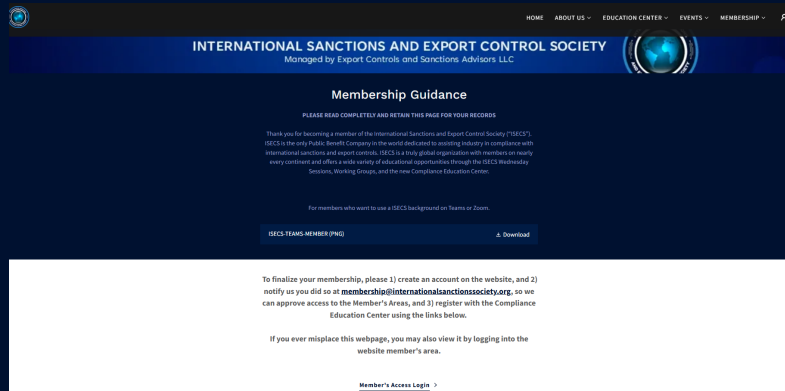
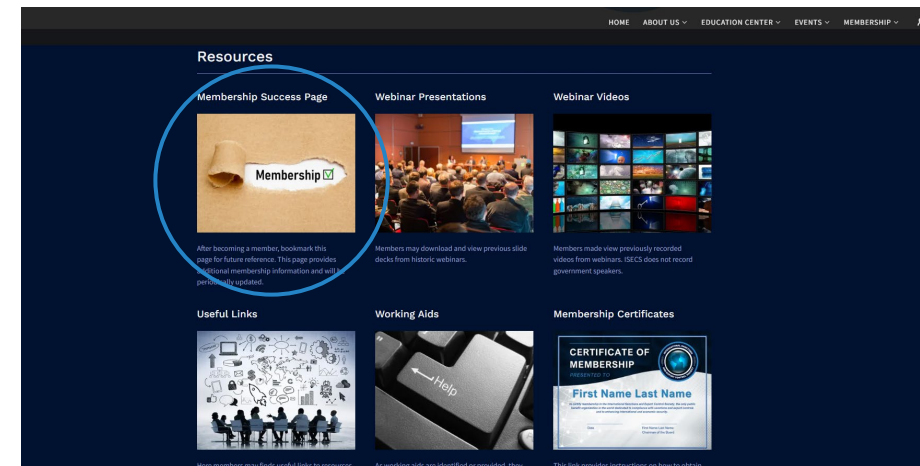
During the first part of 2026, we are coordinating with multiple governments to speak at the ISECS Spring Event 2026 on April 14, 2026. This event will be in Washington, DC and will be in person, but also broadcasted internationally on Microsoft Teams. For more information, please visit the event webpage: <https://internationalsanctionsociety.org/spring-event-2026>



# ISECS Members Instructions

5

Once on the Member's Page, scroll down to the Resources section and click on Membership Success Page.

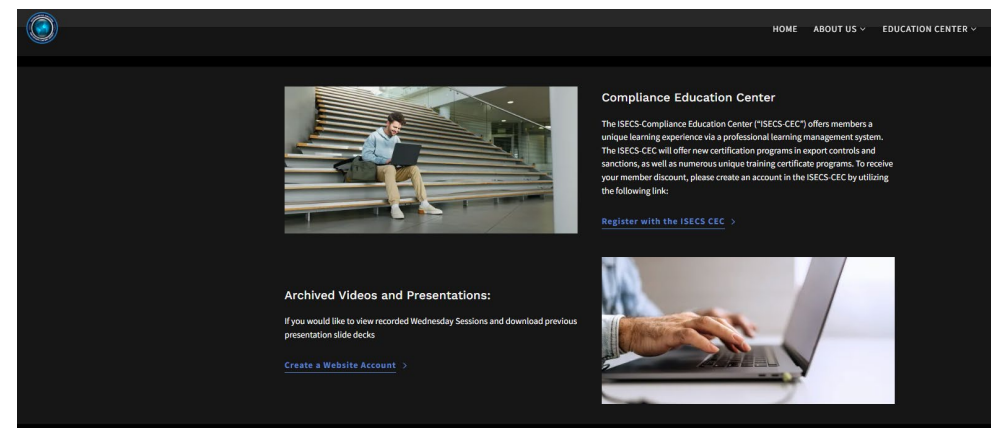


Once you click on Membership Success Page icon you will see the following:

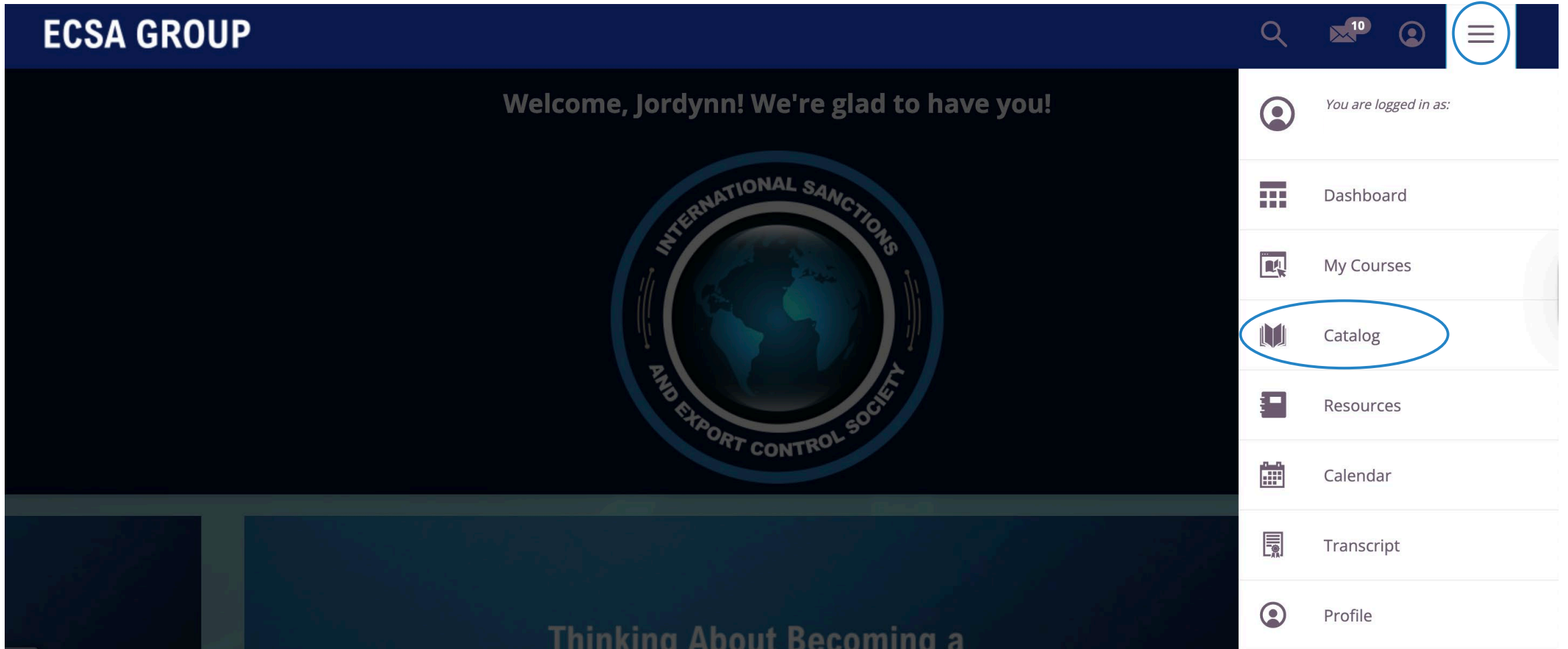
6

Scroll down to Compliance Education Center and click on “Register with the ISECS CEC”. This will direct you to the Log In screen where you will be able to set up your ISECS CEC profile and automatically get Member Pricing on all ISECS Training and Certificate Courses.

7

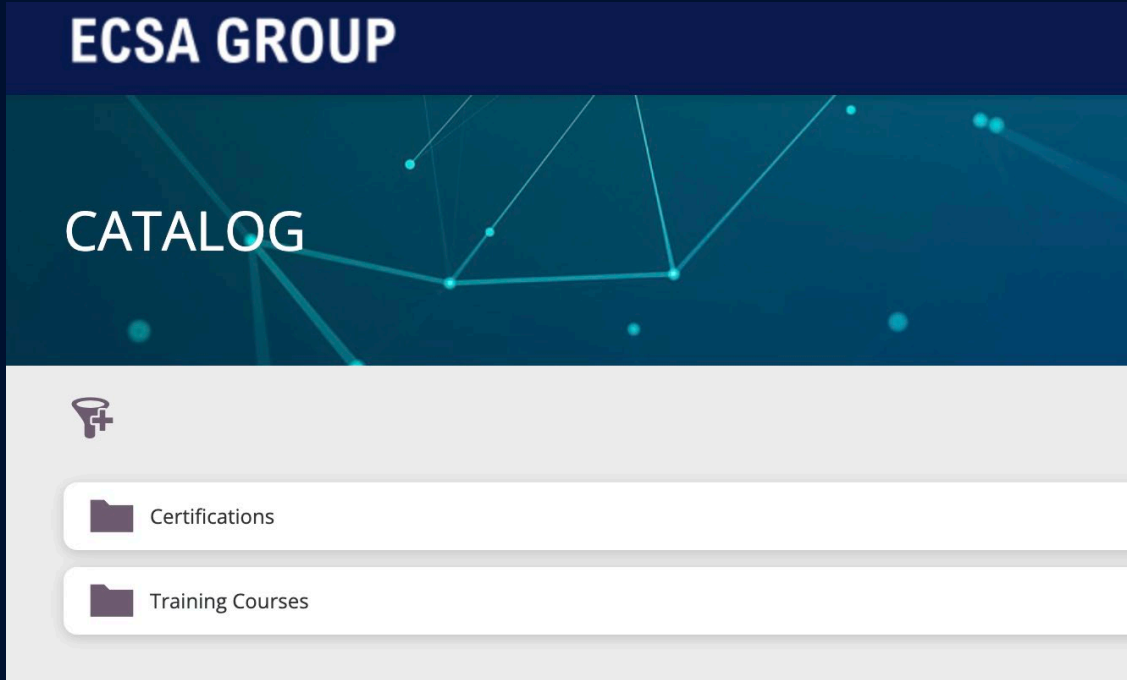


Once you have logged in, you will see your dashboard.

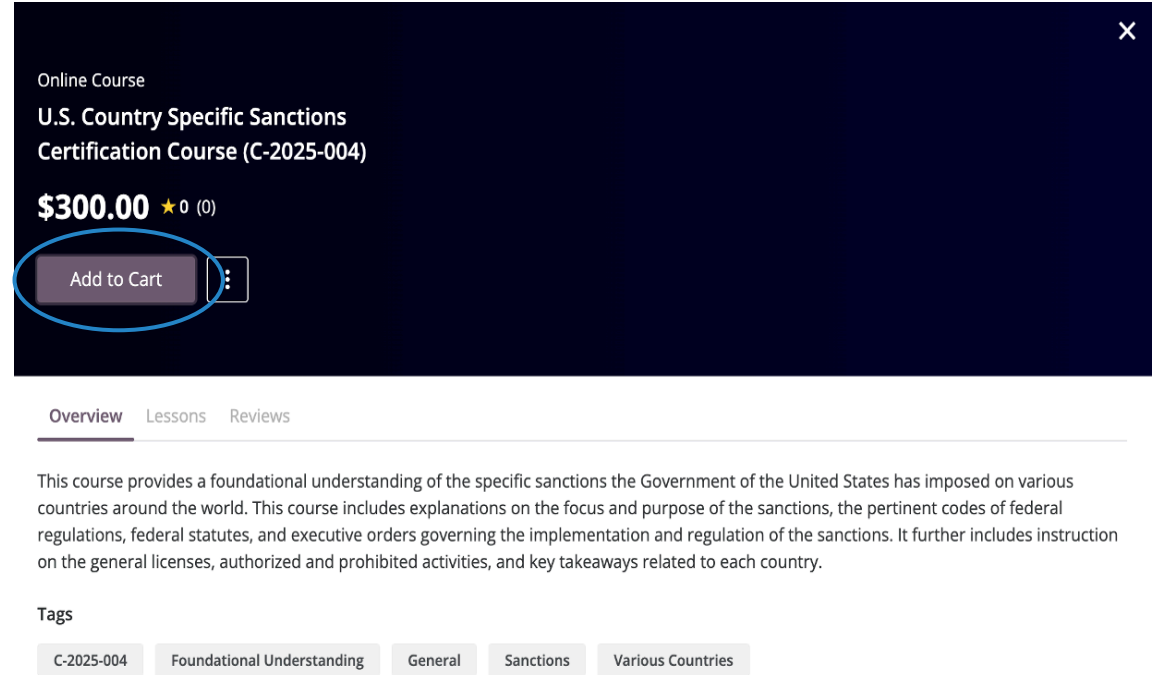


The screenshot displays the ECSA GROUP dashboard interface. At the top left, the text "ECSA GROUP" is visible. The main header area contains the message "Welcome, Jordynn! We're glad to have you!" and a large circular logo for the "INTERNATIONAL SANCTIONS AND EXPORT CONTROL SOCIETY" featuring a globe. On the right side, a navigation menu is expanded, listing several options: "You are logged in as:", "Dashboard", "My Courses", "Catalog", "Resources", "Calendar", "Transcript", and "Profile". The "Catalog" option is circled in blue, and a blue arrow points down to the menu icon in the top right corner of the dashboard.

To browse through the offered training and certification courses, you will need to expand the menu tab and select “Catalog”.



From the Catalog page, you can view every course that is offered.



When you have found a course that you would like to take, select the “Add to Cart” button.

After adding your course into your cart, you will be prompted to view your cart. You can also navigate to this page by clicking the shopping cart on the top right menu bar.


**ECSA GROUP**

SHOPPING CART

1: CART      2: ACCOUNT INFORMATION      3: PAYMENT

Continue Shopping

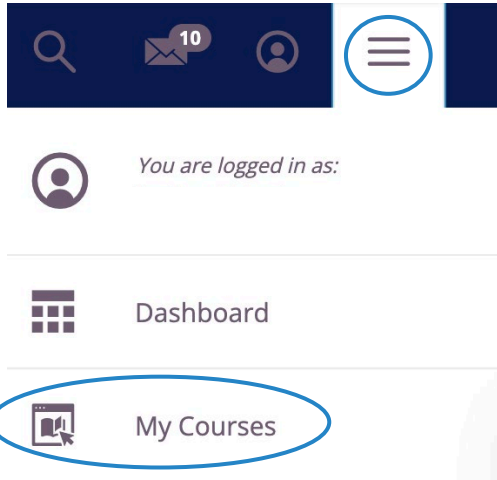
Buying for Myself      Buying for Others

Item	Price	Quantity	Subtotal
 U.S. Country Specific Sanctions Certification Course (C-2025-004) Online Course	\$300.00	1	\$300.00

Coupon Code

Subtotal \$300.00  
Total \$300.00

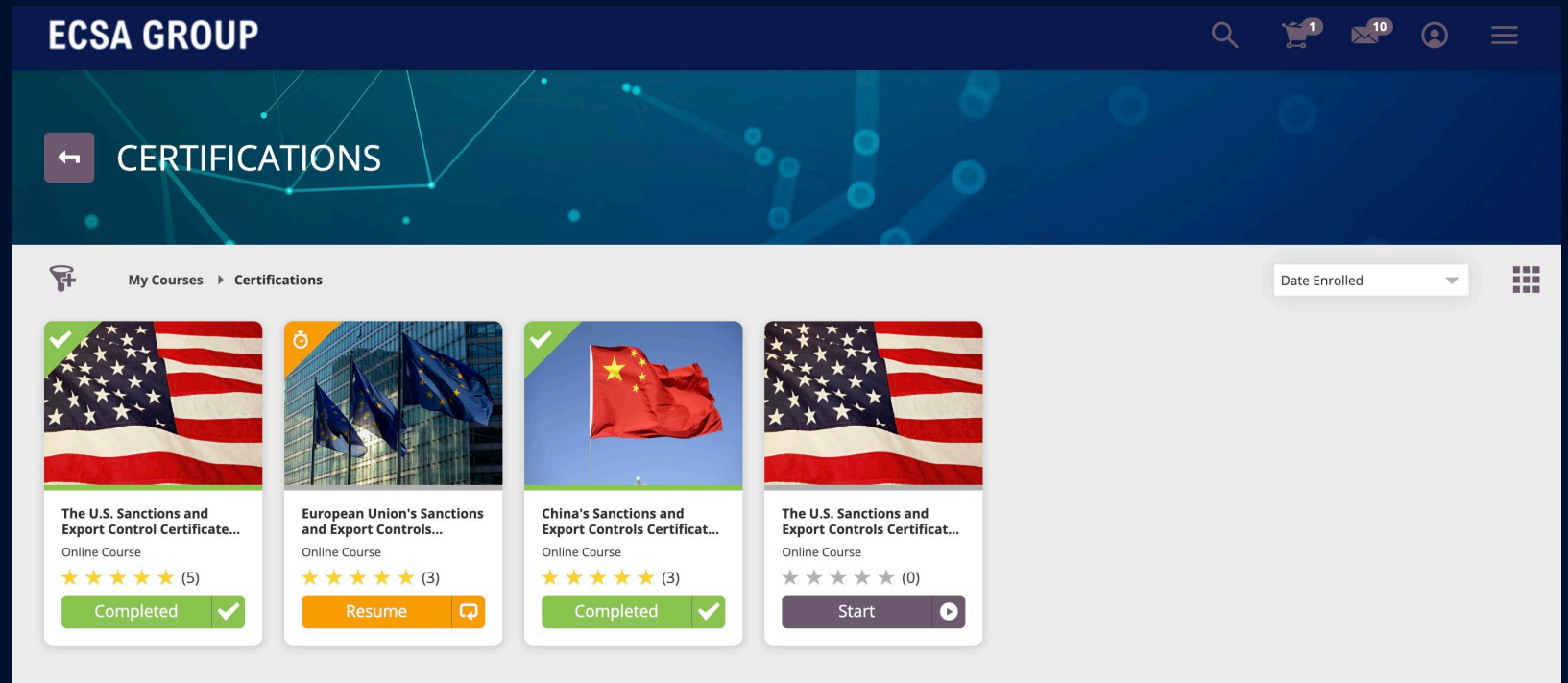
You will need to select “Proceed to Checkout” and enter your information into all the required fields to successfully purchase the course.



Once you have purchased the course(s), you will need to expand the menu tab again and select “My Courses” to view and begin the course(s) you have paid for.

You will be able to see courses you have yet to start as well as courses you may need to resume.

Additionally, you will still be able to see and access any course(s) you have previously completed.



# FAQ's

- How do I obtain my official CSECP certification?
  - Once you have completed the mandatory U.S. Sanctions and Export Control Certificate course as well as your choice of one other jurisdiction-specific certificate course, such as the China's Sanctions and Export Controls Certificate Course or European Union's Sanctions and Export Controls Certificate Course, you will need to attach both certificates in an email to [membership@internationalsanctionsociety.org](mailto:membership@internationalsanctionsociety.org) and request the official CSECP certificate.
- Why is my course timing out?
  - Courses will time out after a prolonged amount of inactivity has been detected. This will sometimes happen while you are taking a training course. You will see a pop-up warning that you are about to be logged out. You will be asked to enter a pop-up code displayed on the screen to continue your session. If your screen is expanded to full-screen mode, this pop-up warning may be hidden and you may not see it. If this happens, you will be automatically logged out. If you miss the window to input the code, don't worry, your course will resume right where you left off when you re-open it!
- What if I fail a certification course?
  - The minimum score required to pass our certification courses is 80%. The quizzes within the certification courses allow 3 attempts to pass. If you fail a quiz, it is highly recommended to go back and review the material before attempting to retake it. If you do not score an 80% and have used all 3 attempts, you will have to repurchase the course and try again.