



# Zybek Sports Standardized Athlete Test (SAT®) Results



**Joshua Cartier**

**Zybek Sports SAT® ID:**

**265008\_Joshua\_Cartier**

**DB**

**2025**

**Height:**

**5 ft 10.25 In.**

**Weight:**

**168 lbs**

**Event**

**Jflora Showcase**

**Reach Height:**

**92.2**

**5/21/2023**

## Joshua's Zybek Sports SAT® Performance Results

10 Yard	20 Yard	40 Yard	20 YD Shuttle Split	20 YD Shuttle	3 Cone Drill	Vertical Jump	Broad Jump
<b>1.736</b> Seconds	<b>2.858</b> Seconds	<b>4.902</b> Seconds	<b>2.573</b> Seconds	<b>4.697</b> Seconds	<b>8.558</b> Seconds	<b>28.75</b> Inches	<b>107</b> Inches

## Zybek Sports SAT® Comparison and Targets for Joshua

### Average Performance Measures From Zybek Sports SAT® for 2025 DB Athletes:

10 YD Dash	20 YD Dash	40 YD Dash	ProAgility Split	ProAgility	3 Cone Drill	Vertical Jump	Broad Jump
<b>1.996</b>	<b>3.354</b>	<b>5.813</b>	<b>2.616</b>	<b>4.925</b>	<b>8.739</b>	<b>22.4</b>	<b>84</b>

### How Joshua compares to other 2025 DB

<b>0.26 above average</b>	<b>0.496 above average</b>	<b>0.911 above average</b>	<b>0.043 above average</b>	<b>0.228 above average</b>	<b>0.181 above average</b>	<b>6.3 inches above average</b>	<b>23 inches above average</b>
---------------------------	----------------------------	----------------------------	----------------------------	----------------------------	----------------------------	---------------------------------	--------------------------------

### Where Joshua needs to be next year: Average Performance Measures for 2024 Athletes:

10 YD Dash	20 YD Dash	40 YD Dash	ProAgility Split	ProAgility	3 Cone Drill	Vertical Jump	Broad Jump
<b>1.883</b>	<b>3.105</b>	<b>5.382</b>	<b>2.515</b>	<b>4.828</b>	<b>8.653</b>	<b>23.9</b>	<b>93.8</b>

### What Joshua Cartier needs to do by next year:

<b>Is already 0.147 above average</b>	<b>Is already 0.247 above average</b>	<b>Is already 0.48 above average</b>	<b>Be 0.058 Faster next year</b>	<b>Is already 0.131 above average</b>	<b>Is already 0.095 above average</b>	<b>Is already 4.8 inches above average</b>	<b>Is already 13 inches above average</b>
---------------------------------------	---------------------------------------	--------------------------------------	----------------------------------	---------------------------------------	---------------------------------------	--	---

### Average performance measures for college athletes - DB position

10 YD Dash	20 YD Dash	40 YD Dash	ProAgility Split	ProAgility	3 Cone Drill	Vertical Jump	Broad Jump
<b>1.761</b>	<b>2.904</b>	<b>5.001</b>	<b>2.366</b>	<b>4.547</b>	<b>8.185</b>	<b>28.5</b>	<b>106.3</b>

### Joshua Cartier needs to do this to be in average performance on the Zybek Sports SAT® by College:

<b>Is already 0.025 above average</b>	<b>Is already 0.046 above average</b>	<b>Is already 0.099 above average</b>	<b>Be 0.207 faster by college</b>	<b>Be 0.15 faster by college</b>	<b>Be 0.373 faster by college</b>	<b>Is already 0.3 above average</b>	<b>Is already 1 above average</b>
---------------------------------------	---------------------------------------	---------------------------------------	-----------------------------------	----------------------------------	-----------------------------------	-------------------------------------	-----------------------------------

IT'S ON YOU®

ZYBEK Sports



# Zybek Sports SAT® 2020-2023 Information and Rank for Joshua Cartier

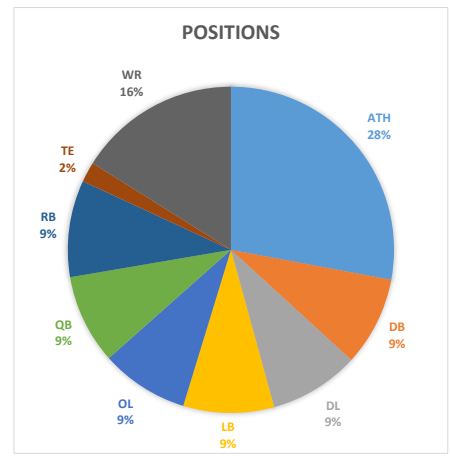
Grade	Grad Year	Group Size
12	2023	4246
11	2024	3440
10	2025	2463
9	2026	1840
8	2027	1234
7	2028	951
6	2029	768
5	2030	651
4	2031	538
3	2032	340
2	2033	306
1	2034	44

Numbers by Position	ATH	5146
	DB	1629
	DL	1644
	LB	1656
	OL	1606
	QB	1633
	RB	1765
	TE	370
		<b>18,411</b>

## Details for DB position group for Joshua Cartier Average for DBs tested in 20/23

Grad. Year	Number	Height	Reach Height	Grade
2023	285	69.1	89.5	College
2022	356	69.5	89.4	12
2023	285	69.1	89.5	11
2024	219	69.3	89.9	10
2025	156	68.1	88.2	9
2026	55	66.7	86.3	8
2027	19	62.4	80.9	7
2028	17	62.1	80.9	6
2029	11	57.7	75.3	5
2030	15	56.0	71.4	4
2031	9	54.3	69.8	3

Numbers by graduation



## Averages for DB position group:

40 Yard	5.204 sec.	ProAgility	4.682 sec.
20 Yard	3.022 sec.	ProAgility Split	2.468 sec.
10 Yard	1.85 sec.	Broad Jump	103 in.
3-Cone	7.939 sec.	Vertical Jump	27.48 in.

# Zybek Sports Rank and Recommendations for Joshua Cartier

Compared to **18,411** Athletes tested 2020/2023

	10 YD Dash	20 YD Dash	40 YD Dash	ProAgility Split	ProAgility	3 Cone Drill	Vertical Jump	Broad Jump
<b>Sample size</b>	21470	20497	21615	19465	19621	14215	17148	21269
<b>Rank</b>	<b>2861</b>	<b>2402</b>	<b>2032</b>	<b>9275</b>	<b>6215</b>	<b>8747</b>	<b>2696</b>	<b>3081</b>
<b>Percentage</b>	<b>86.7%</b>	<b>88.3%</b>	<b>90.6%</b>	<b>52.4%</b>	<b>68.3%</b>	<b>38.5%</b>	<b>84.3%</b>	<b>85.5%</b>

Compared to **2,463** Athletes graduating in 2025 tested 2020/2023

	10 YD Dash	20 YD Dash	40 YD Dash	ProAgility Split	ProAgility	3 Cone Drill	Vertical Jump	Broad Jump
<b>Sample size</b>	2047	1914	2044	1866	1907	1446	1812	2087
<b>Rank</b>	<b>192</b>	<b>149</b>	<b>103</b>	<b>677</b>	<b>372</b>	<b>794</b>	<b>203</b>	<b>177</b>
<b>Percentage</b>	<b>90.6%</b>	<b>92.2%</b>	<b>95.0%</b>	<b>63.7%</b>	<b>80.5%</b>	<b>45.1%</b>	<b>88.8%</b>	<b>91.5%</b>

Compared to **1,629** DBs tested 2020 / 2023

	10 YD Dash	20 YD Dash	40 YD Dash	ProAgility Split	ProAgility	3 Cone Drill	Vertical Jump	Broad Jump
<b>Sample size</b>	1343	1333	1363	1339	1341	1025	1146	1335
<b>Rank</b>	<b>359</b>	<b>350</b>	<b>325</b>	<b>1018</b>	<b>805</b>	<b>909</b>	<b>450</b>	<b>561</b>
<b>Percentage</b>	<b>73.3%</b>	<b>73.7%</b>	<b>76.2%</b>	<b>24.0%</b>	<b>40.0%</b>	<b>11.3%</b>	<b>60.7%</b>	<b>58.0%</b>

Compared to **156** all 2025 DB athletes tested 2020 / 2023

	10 YD Dash	20 YD Dash	40 YD Dash	ProAgility Split	ProAgility	3 Cone Drill	Vertical Jump	Broad Jump
<b>Sample size</b>	133	133	133	139	139	119	124	141
<b>Rank</b>	<b>31</b>	<b>25</b>	<b>23</b>	<b>77</b>	<b>55</b>	<b>8</b>	<b>38</b>	<b>40</b>
<b>Percentage</b>	<b>76.7%</b>	<b>81.2%</b>	<b>82.7%</b>	<b>44.6%</b>	<b>60.4%</b>	<b>93.3%</b>	<b>69.4%</b>	<b>71.6%</b>

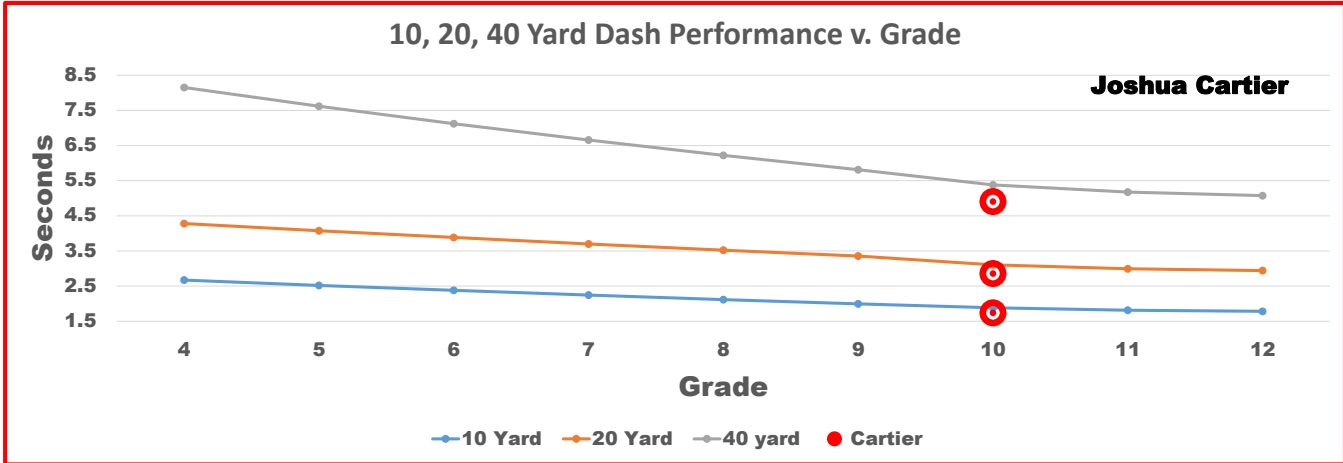
## Recommendations for Joshua

	10 YD Dash	20 YD Dash	40 YD Dash	ProAgility Split	ProAgility	3 Cone Drill	Vertical Jump	Broad Jump
<b>Current Performance</b>	<b>1.736</b>	<b>2.858</b>	<b>4.902</b>	<b>2.573</b>	<b>4.697</b>	<b>8.558</b>	<b>28.75</b>	<b>107</b>
<b>Suggested Target</b>	<b>1.684</b>	<b>2.829</b>	<b>4.853</b>	<b>2.444</b>	<b>4.650</b>	<b>8.387</b>	<b>29.3</b>	<b>109.1</b>
<b>Improvement</b>	<b>0.052</b>	<b>0.029</b>	<b>0.049</b>	<b>0.129</b>	<b>0.047</b>	<b>0.171</b>	<b>0.575</b>	<b>2.1</b>

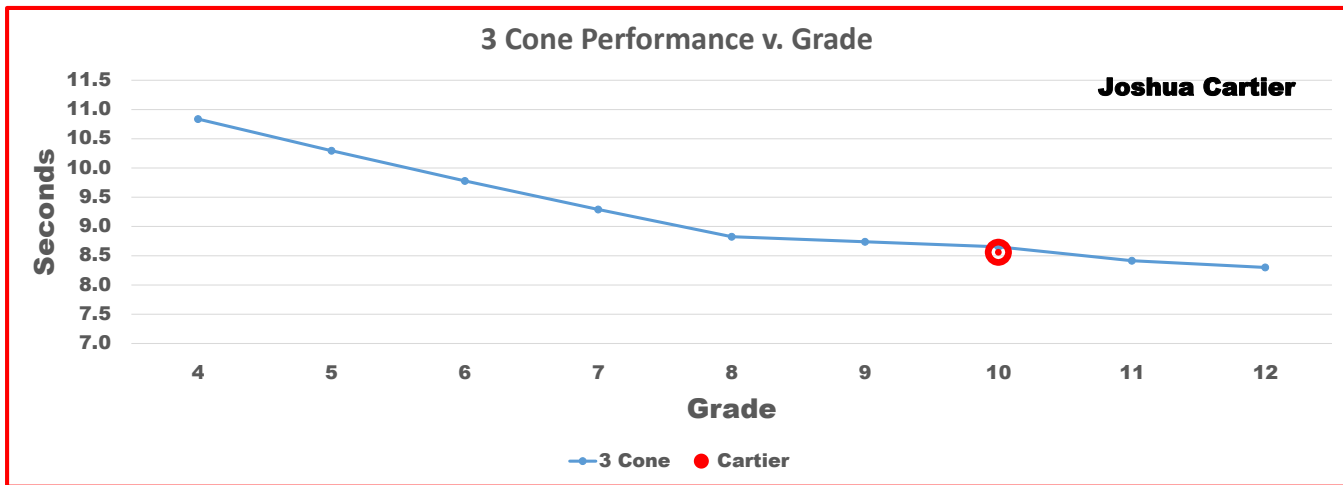


### Zybek Sports SAT<sup>®</sup> Comparison and Targets for Joshua Cartier

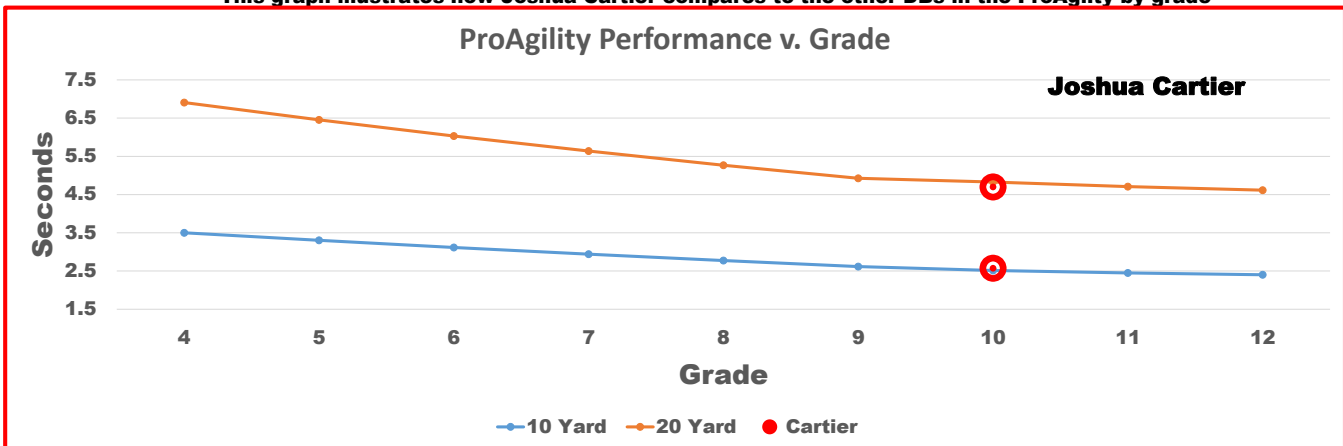
This graph illustrates how Joshua Cartier compares to the other DBs in the 40 yard dash by grade



This graph illustrates how Joshua Cartier compares to the other DBs in the 3-Cone by grade



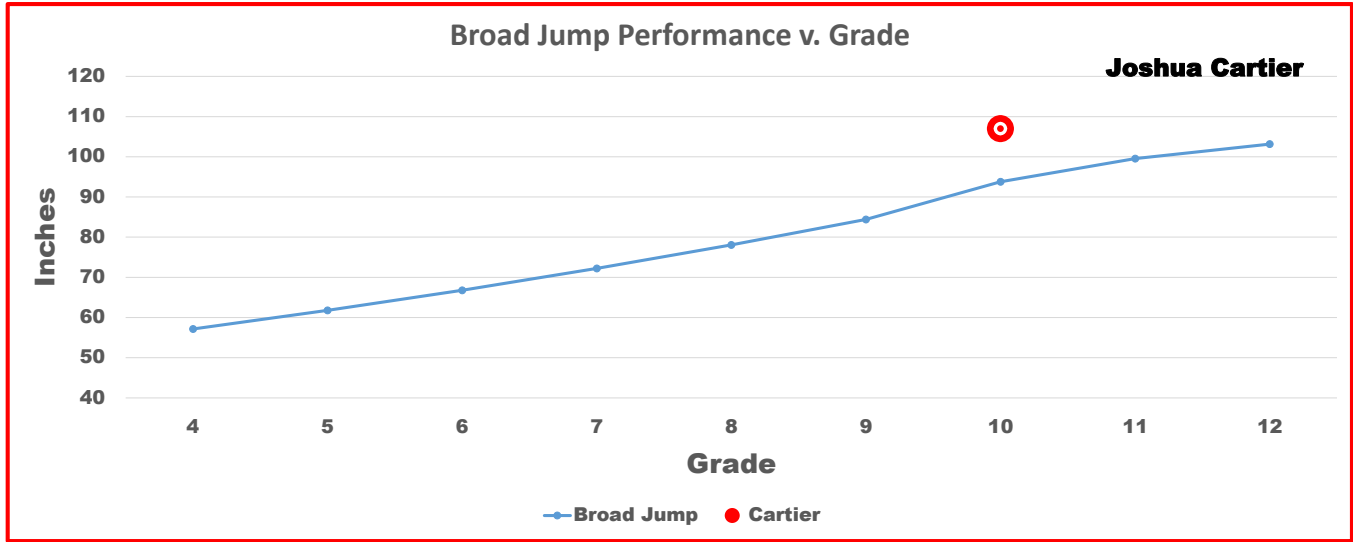
This graph illustrates how Joshua Cartier compares to the other DBs in the ProAgility by grade



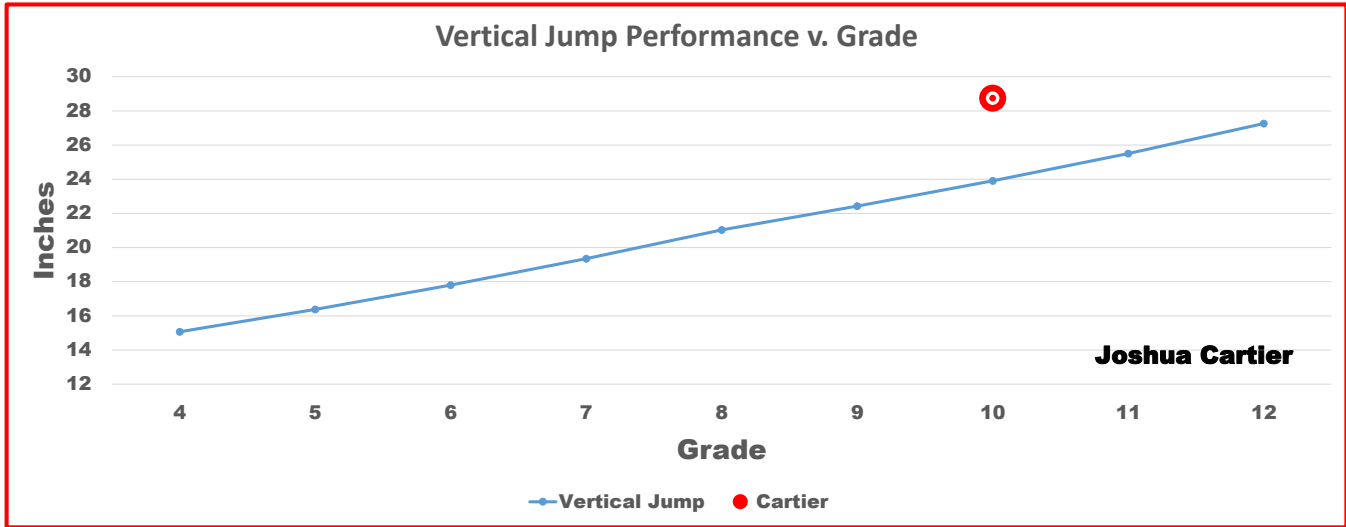


**SAT<sup>®</sup> Comparison and Targets for Joshua Cartier**

This graph illustrates how Joshua Cartier compares to the other DBs in the Broad Jump by grade



This graph illustrates how Joshua Cartier compares to the other DBs in the Vertical Jump by grade



# Athlete Performance



## Joshua Cartier

Arlington

Position: **DB**

Graduation: **2025**



### It's On You®

### Performance Results

Athlete ID	Full Electronic	Estimated Hand Start	Seconds	
265008_Joshua_Cartier	<b>40 Yard</b>	<b>4.902</b>		<b>4.817</b>
	<b>20 Yard</b>	<b>2.858</b>		<b>2.773</b>
	<b>10 Yard</b>	<b>1.736</b>		<b>1.651</b>
	<b>ProAgility</b>	<b>4.697</b>		<b>4.642</b>
	<b>ProAgility Split</b>	<b>2.573</b>		<b>2.518</b>
	<b>3 Cone</b>	<b>8.558</b>	<b>8.493</b>	
	<b>Broad Jump</b>	<b>107.0</b>	Inches	
	<b>Max Jump</b>	<b>121.0</b>		
	<b>Vertical Jump</b>	<b>28.8</b>		

Athlete ID

265008\_Joshua\_Cartier

Height: **5 ft 10.25 In.**

Weight: **168 lbs**

Reach Height: **92.2 In**



Full Athlete Results

Follow us

@ZybekSports



### SAT® Testing Event:

Jflora Showcase

5/21/2023

Fully automated electronic time used for 10, 20, and 40. Equivalent hand-start / laser finish are estimated from 5 year average by position from Zybek data.

See: [www.zybeksports.com](http://www.zybeksports.com) blog and @ZybekSports on social media for more information.