



# Zybek Sports Standardized Athlete Test (SAT®) Results



**Salvatore Montaperto\_Jr**

**LB  
2025**

**Zybek Sports SAT® ID:**  
265056\_Salvatore\_Montaperto\_Jr

**Height:** 5 ft 11.25 In.  
**Weight:** 205 lbs  
**Reach Height:** 92.2

**Event**  
**Jflora Showcase**  
5/21/2023

## Salvatore's Zybek Sports SAT® Performance Results

10 Yard	20 Yard	40 Yard	20 YD Shuttle Split	20 YD Shuttle	3 Cone Drill	Vertical Jump	Broad Jump
1.687 Seconds	2.853 Seconds	4.993 Seconds	2.367 Seconds	4.510 Seconds	7.680 Seconds	27.25 Inches	99 Inches

## Zybek Sports SAT® Comparison and Targets for Salvatore

### Average Performance Measures From Zybek Sports SAT® for 2025 LB Athletes:

10 YD Dash	20 YD Dash	40 YD Dash	ProAgility Split	ProAgility	3 Cone Drill	Vertical Jump	Broad Jump
2.060	3.463	6.022	2.706	5.101	9.033	20.8	80

### How Salvatore compares to other 2025 LB

0.373 above average	0.61 above average	1.029 above average	0.339 above average	0.591 above average	1.353 above average	6.5 inches above average	19 inches above average
---------------------	--------------------	---------------------	---------------------	---------------------	---------------------	--------------------------	-------------------------

### Where Salvatore needs to be next year: Average Performance Measures for 2024 Athletes:

10 YD Dash	20 YD Dash	40 YD Dash	ProAgility Split	ProAgility	3 Cone Drill	Vertical Jump	Broad Jump
1.943	3.207	5.576	2.602	5.001	8.944	22.1	88.9

### What Salvatore Montaperto\_Jr needs to do by next year:

Is already 0.256 above average	Is already 0.354 above average	Is already 0.583 above average	Is already 0.235 above average	Is already 0.491 above average	Is already 1.264 above average	Is already 5.1 inches above average	Is already 10 inches above average
--------------------------------	--------------------------------	--------------------------------	--------------------------------	--------------------------------	--------------------------------	-------------------------------------	------------------------------------

### Average performance measures for college athletes - LB position

10 YD Dash	20 YD Dash	40 YD Dash	ProAgility Split	ProAgility	3 Cone Drill	Vertical Jump	Broad Jump
1.832	3.018	5.212	2.460	4.720	8.477	26.5	100.6

### Salvatore Montaperto\_Jr needs to do this to be in average performance on the Zybek Sports SAT® by College:

Is already 0.145 above average	Is already 0.165 above average	Is already 0.219 above average	Is already 0.093 above average	Is already 0.21 above average	Is already 0.797 above average	Is already 0.7 above average	Jump 2 inches further by college
--------------------------------	--------------------------------	--------------------------------	--------------------------------	-------------------------------	--------------------------------	------------------------------	----------------------------------

IT'S ON YOU®

ZYBEK Sports



# Zybek Sports SAT® 2020-2023 Information and Rank for Salvatore Montaperto\_Jr

Grade	Grad Year	Group Size
12	2023	4246
11	2024	3440
10	2025	2463
9	2026	1840
8	2027	1234
7	2028	951
6	2029	768
5	2030	651
4	2031	538
3	2032	340
2	2033	306
1	2034	44

Numbers by Position	ATH	5146
	DB	1629
	DL	1644
	LB	1656
	OL	1606
	QB	1633
	RB	1765
	TE	370
	WR	2962
	<b>18,411</b>	

Numbers by graduation

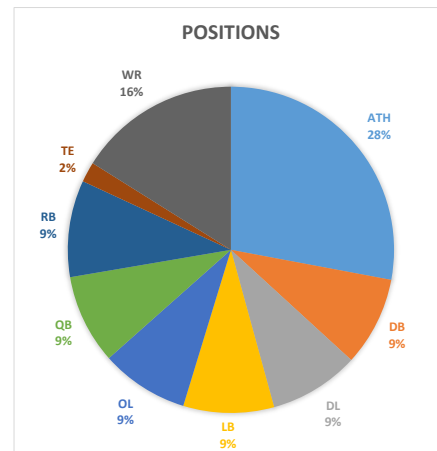
## Details for LB position group for Salvatore Montaperto\_Jr

Average for LBs tested in 20/23

Grad. Year	Number	Height	Reach Height	Grade
2023	303	70.1	90.4	College
2022	389	70.3	90.5	12
2023	303	70.1	90.4	11
2024	216	69.4	89.5	10
2025	109	69.8	90.3	9
2026	87	67.7	86.8	8
2027	32	66.3	84.1	7
2028	20	63.0	81.8	6
2029	29	58.9	76.8	5
2030	12	56.5	75.4	4
2031	10	56.9	73.7	3

### Averages for LB position group:

40 Yard	5.387 sec.	ProAgility	4.821 sec.
20 Yard	3.107 sec.	ProAgility Split	2.535 sec.
10 Yard	1.878 sec.	Broad Jump	97.48 in.
3-Cone	8.123 sec.	Vertical Jump	25.81 in.



# Zybek Sports Rank and Recommendations for Salvatore Montaperto\_Jr

Compared to **18,411** Athletes tested 2020/2023

	10 YD Dash	20 YD Dash	40 YD Dash	ProAgility Split	ProAgility	3 Cone Drill	Vertical Jump	Broad Jump
<b>Sample size</b>	21470	20497	21615	19465	19621	14215	17148	21269
<b>Rank</b>	<b>1409</b>	<b>2259</b>	<b>3419</b>	<b>3288</b>	<b>3052</b>	<b>2472</b>	<b>4041</b>	<b>6524</b>
<b>Percentage</b>	<b>93.4%</b>	<b>89.0%</b>	<b>84.2%</b>	<b>83.1%</b>	<b>84.4%</b>	<b>82.6%</b>	<b>76.4%</b>	<b>69.3%</b>

Compared to **2,463** Athletes graduating in 2025 tested 2020/2023

	10 YD Dash	20 YD Dash	40 YD Dash	ProAgility Split	ProAgility	3 Cone Drill	Vertical Jump	Broad Jump
<b>Sample size</b>	2047	1914	2044	1866	1907	1446	1812	2087
<b>Rank</b>	<b>90</b>	<b>141</b>	<b>189</b>	<b>152</b>	<b>113</b>	<b>138</b>	<b>314</b>	<b>427</b>
<b>Percentage</b>	<b>95.6%</b>	<b>92.6%</b>	<b>90.8%</b>	<b>91.9%</b>	<b>94.1%</b>	<b>90.5%</b>	<b>82.7%</b>	<b>79.5%</b>

Compared to **1,656** LBs tested 2020 / 2023

	10 YD Dash	20 YD Dash	40 YD Dash	ProAgility Split	ProAgility	3 Cone Drill	Vertical Jump	Broad Jump
<b>Sample size</b>	1385	1358	1411	1363	1381	1057	1219	1339
<b>Rank</b>	<b>96</b>	<b>143</b>	<b>246</b>	<b>303</b>	<b>269</b>	<b>231</b>	<b>428</b>	<b>730</b>
<b>Percentage</b>	<b>93.1%</b>	<b>89.5%</b>	<b>82.6%</b>	<b>77.8%</b>	<b>80.5%</b>	<b>78.1%</b>	<b>64.9%</b>	<b>45.5%</b>

Compared to **109** all 2025 LB athletes tested 2020 / 2023

	10 YD Dash	20 YD Dash	40 YD Dash	ProAgility Split	ProAgility	3 Cone Drill	Vertical Jump	Broad Jump
<b>Sample size</b>	95	93	95	96	98	87	95	99
<b>Rank</b>	<b>6</b>	<b>9</b>	<b>17</b>	<b>14</b>	<b>12</b>	<b>9</b>	<b>31</b>	<b>44</b>
<b>Percentage</b>	<b>93.7%</b>	<b>90.3%</b>	<b>82.1%</b>	<b>85.4%</b>	<b>87.8%</b>	<b>89.7%</b>	<b>67.4%</b>	<b>55.6%</b>

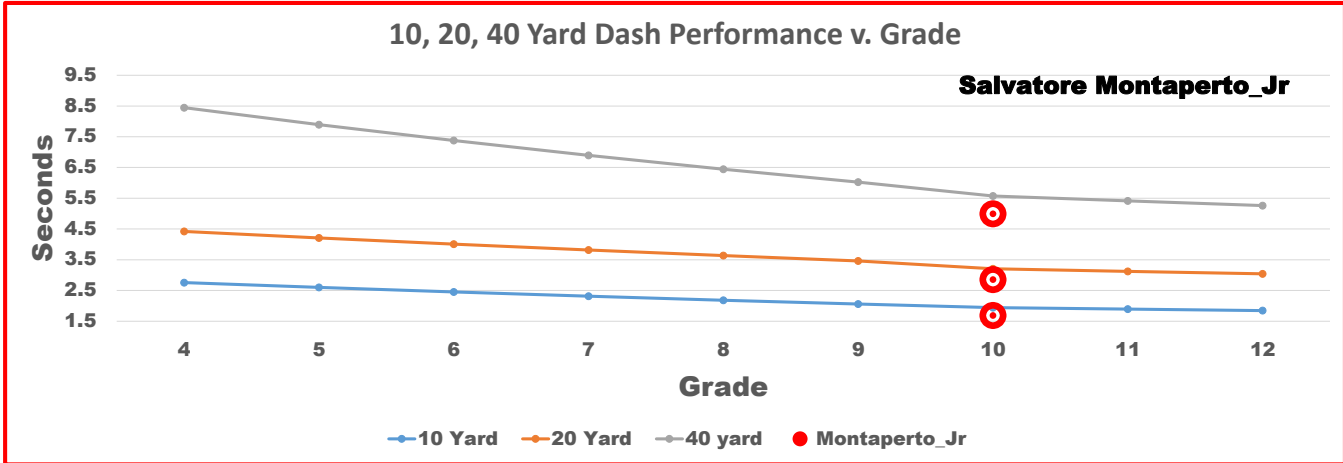
### Recommendations for Salvatore

	10 YD Dash	20 YD Dash	40 YD Dash	ProAgility Split	ProAgility	3 Cone Drill	Vertical Jump	Broad Jump
<b>Current Performance</b>	<b>1.687</b>	<b>2.853</b>	<b>4.993</b>	<b>2.367</b>	<b>4.510</b>	<b>7.680</b>	<b>27.25</b>	<b>99</b>
<b>Suggested Target</b>	<b>1.687</b>	<b>2.824</b>	<b>4.793</b>	<b>2.249</b>	<b>4.465</b>	<b>7.526</b>	<b>27.8</b>	<b>101.0</b>
<b>Improvement</b>	<b>Maintain</b>	<b>0.029</b>	<b>0.200</b>	<b>0.118</b>	<b>0.045</b>	<b>0.154</b>	<b>0.545</b>	<b>2.0</b>

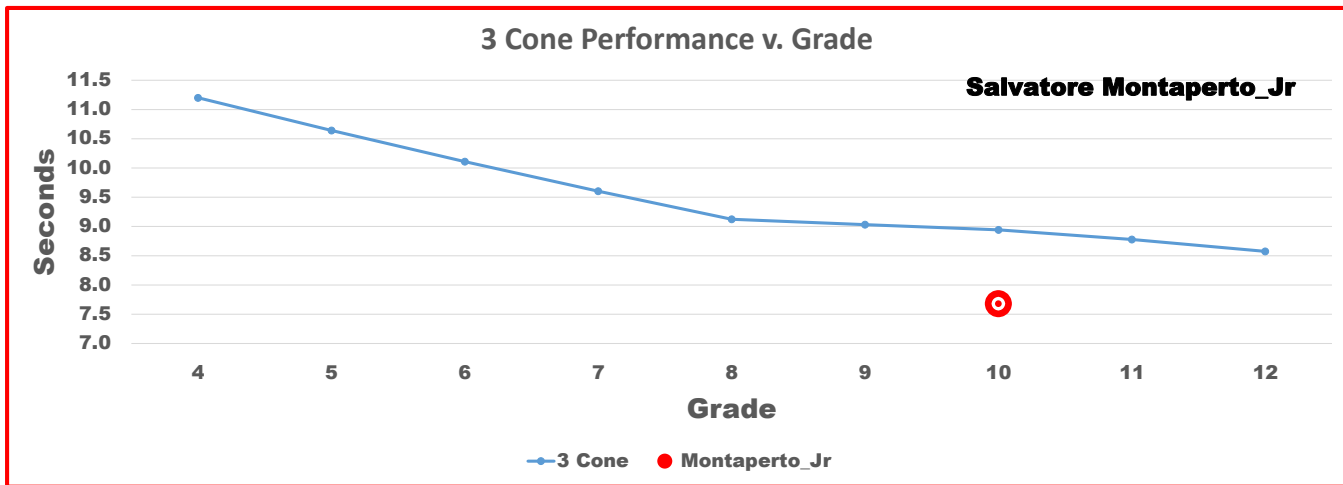


### Zybek Sports SAT<sup>®</sup> Comparison and Targets for Salvatore Montaperto\_Jr

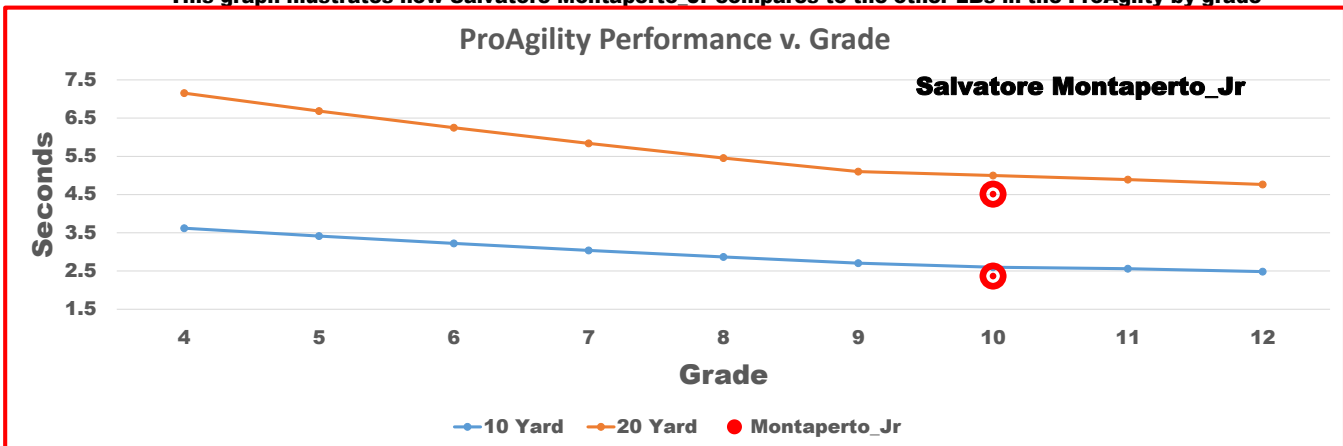
This graph illustrates how Salvatore Montaperto\_Jr compares to the other LBs in the 40 yard dash by grade



This graph illustrates how Salvatore Montaperto\_Jr compares to the other LBs in the 3-Cone by grade



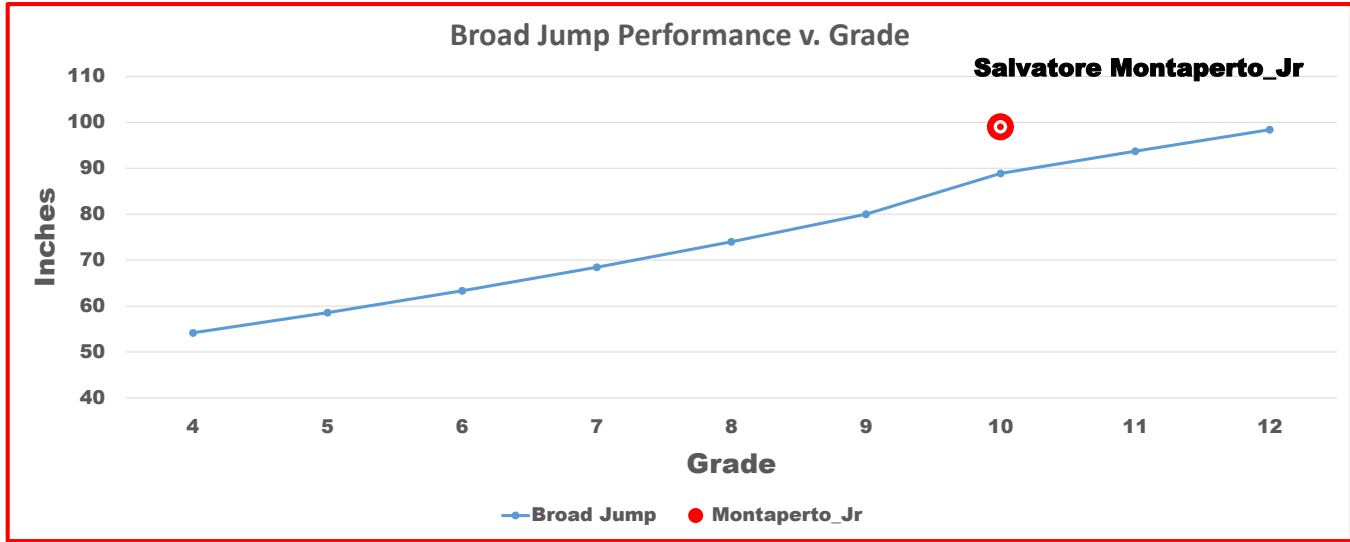
This graph illustrates how Salvatore Montaperto\_Jr compares to the other LBs in the ProAgility by grade



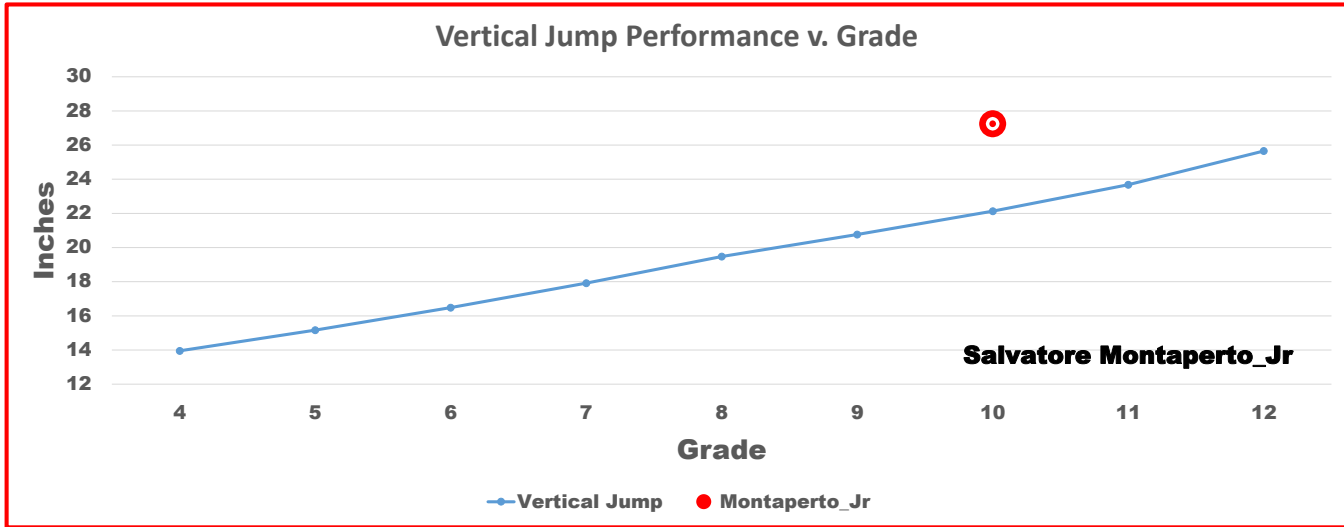


### SAT<sup>®</sup> Comparison and Targets for Salvatore Montaperto\_Jr

This graph illustrates how Salvatore Montaperto\_Jr compares to the other LBs in the Broad Jump by grade



This graph illustrates how Salvatore Montaperto\_Jr compares to the other LBs in the Vertical Jump by grade



# Athlete Performance

## Salvatore Montaperto\_Jr

Marlboro Central

Position: **LB**

Graduation: **2025**



**It's On You®**

### Performance Results

**Athlete ID**  
265056\_Salvatore\_Montaperto\_Jr

**Height:** 5 ft 11.25 In.  
**Weight:** 205 lbs

**Reach Height:** 92.2 In

	Full Electronic	Estimated Hand Start	Seconds
40 Yard	4.993	4.908	
20 Yard	2.853	2.768	
10 Yard	1.687	1.602	
ProAgility	4.510	4.455	
ProAgility Split	2.367	2.312	
3 Cone	7.680	7.615	
Broad Jump	99.0	Inches	
Max Jump	119.5		
Vertical Jump	27.3		



Full Athlete Results

Follow us

@ZybekSports



### SAT® Testing Event:

Jflora Showcase

5/21/2023

Fully automated electronic time used for 10, 20, and 40. Equivalent hand-start / laser finish are estimated from 5 year average by position from Zybek data.

See: [www.zybeksports.com](http://www.zybeksports.com) blog and @ZybekSports on social media for more information.