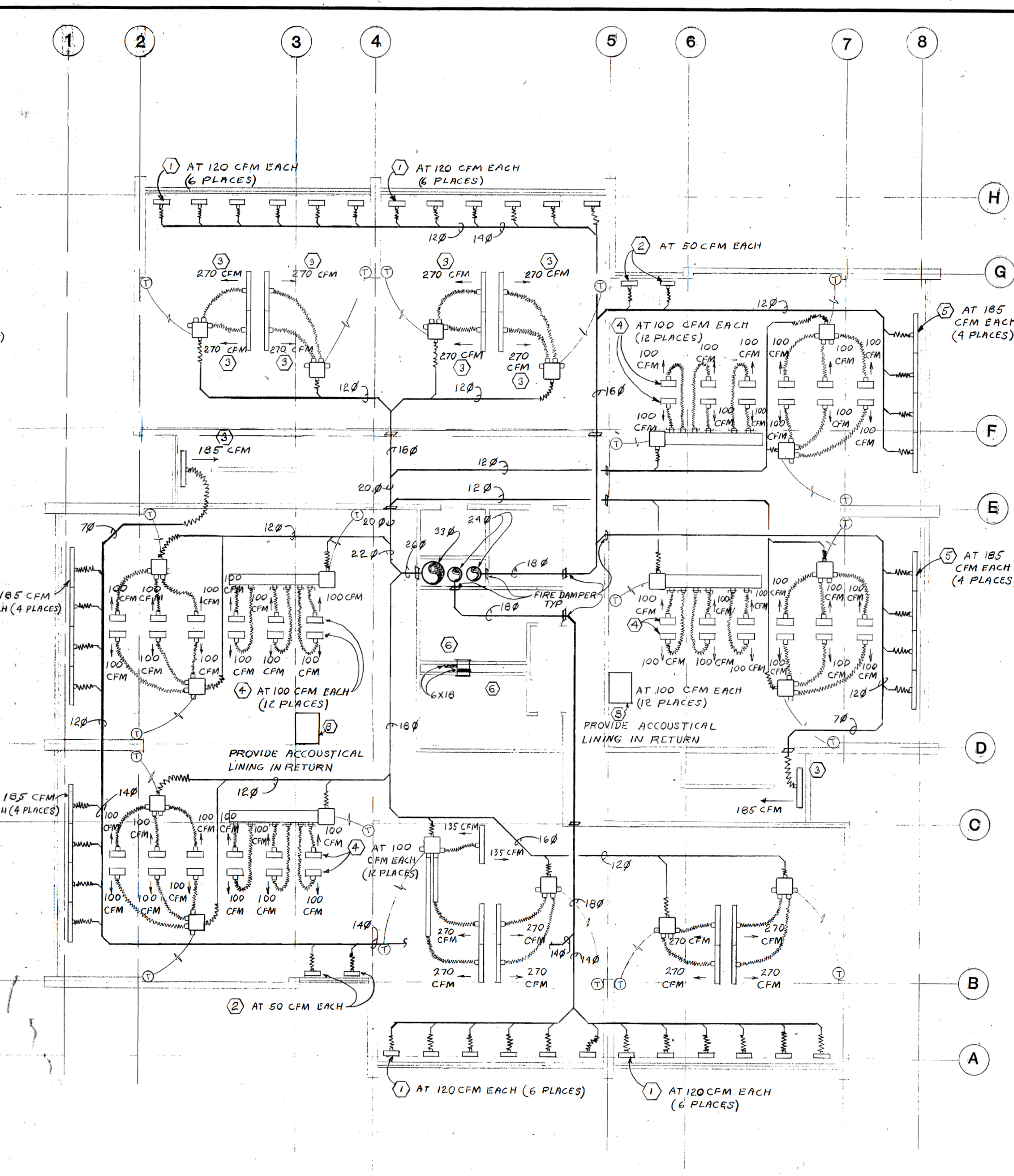




FIRST FLOOR PLAN
1/8" = 1'0"



SECOND FLOOR PLAN
1/8" = 1'0"

NO. 5402 DATE 6-27-84 SCALE 1/8" = 1' DESIGNED SANDERS DRAWN NOWAK CHECKED NOWAK	 TRANNING		PROJECT TITLE [REDACTED]	REVISIONS <table border="1"> <thead> <tr> <th>NO.</th> <th>DATE</th> <th>BY</th> <th>DESCRIPTION</th> </tr> </thead> <tbody> <tr> <td>A</td> <td>7/10/84</td> <td>JN</td> <td>ADDED FIRE DAMPERS</td> </tr> </tbody> </table>	NO.	DATE	BY	DESCRIPTION	A	7/10/84	JN	ADDED FIRE DAMPERS	SHEET TITLE HVAC PLANS	SHEET NO. M-4 OF SHEETS IN THIS CATEGORY
NO.	DATE	BY	DESCRIPTION											
A	7/10/84	JN	ADDED FIRE DAMPERS											