

Rev #	Date	Description

3P ENGINEERING LLC AELM-12333  
 PO Box 771595  
 Eagle River, ALASKA 99577  
 Office: (907)290-2209  
 jenny@3palaska.com  
 www.3palaska.com

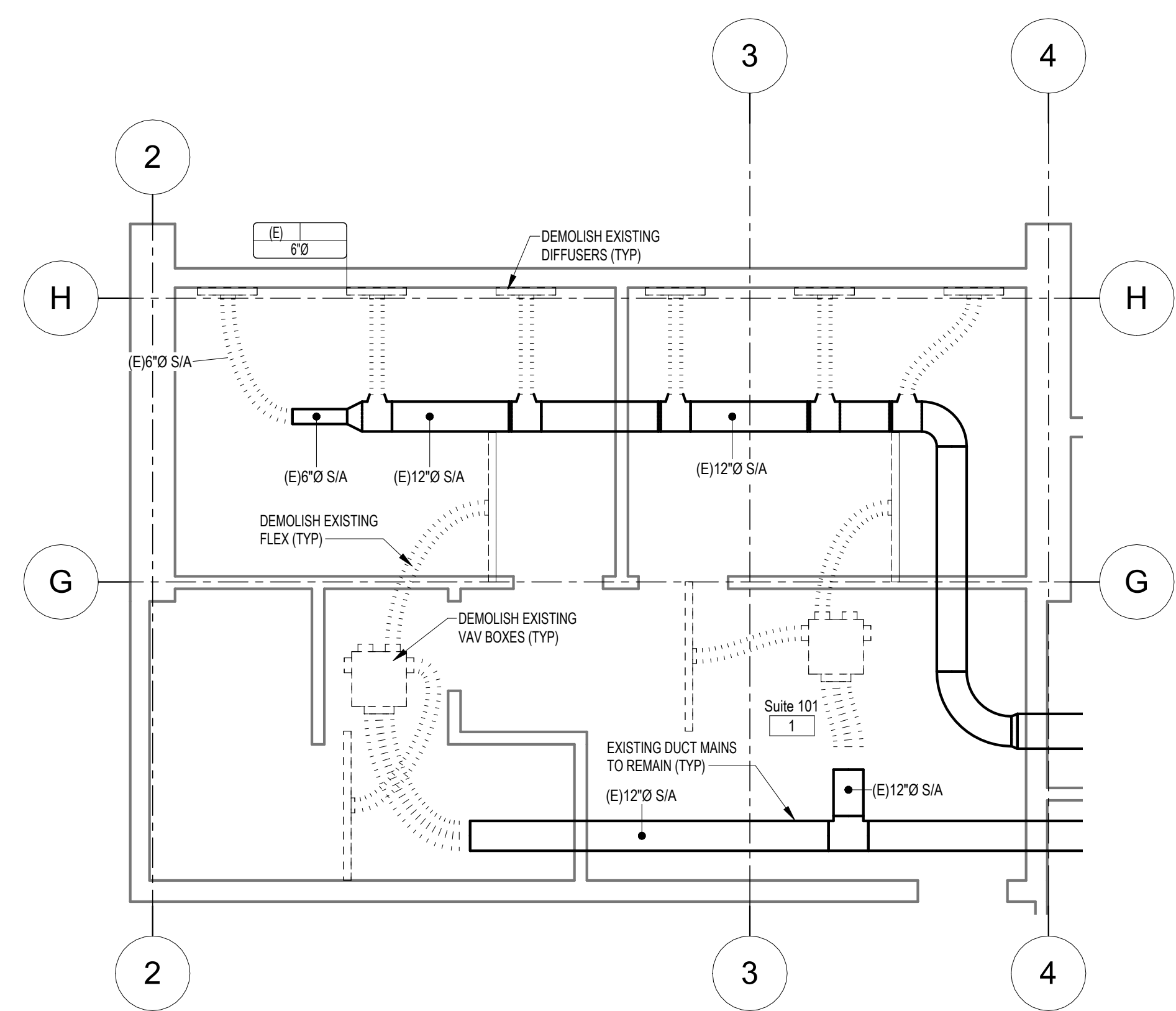
SCHEMATIC DEVELOPMENT PHASE  
**95%**  
 NOT FOR CONSTRUCTION

Project Title: BLUEBERRY OFFICE BUILDING  
 Prepared for: [INSERT CLIENT]  
 Sheet Title: SUITE 101 HVAC PLANS  
 Address: [INSERT ADDRESS]

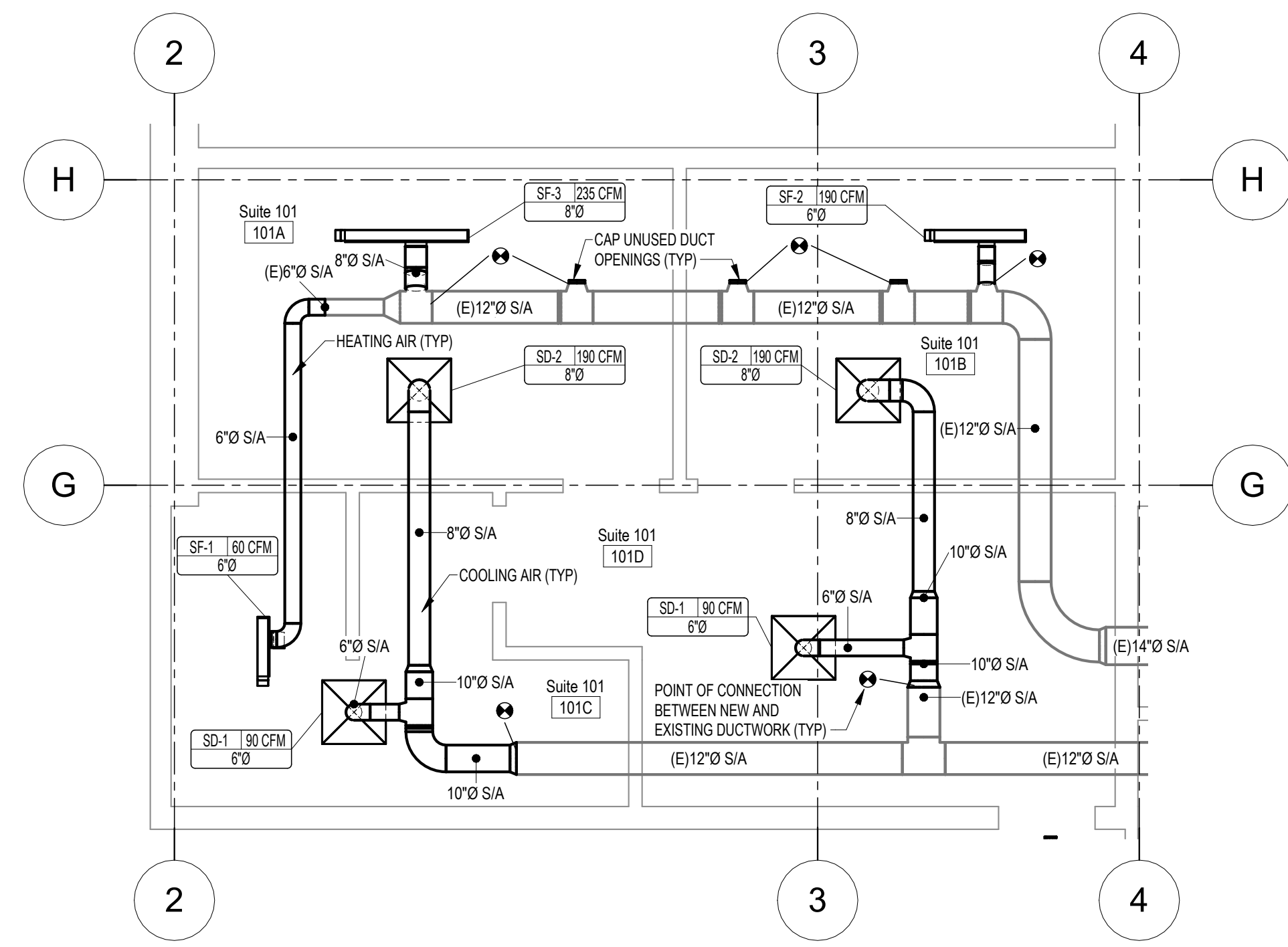
Sheet Issue Date:  
 3/2/2026 10:01:48 PM  
 Drawn by: Author

**M101**

25015




1 Suite 101 Demolition  
 M101 1/4" = 1'-0"



2 SUITE 101  
 M101 1/4" = 1'-0"

KEYNOTES



ENGINEERING  
and MANAGEMENT

Rev #	Date	Description
-------	------	-------------

3P ENGINEERING LLC AELM-12333  
 PO Box 771595  
 Eagle River, ALASKA 99577  
 Office: (907)290-2209  
 jenny@3palaska.com  
 www.3palaska.com

SCHMATIC  
 DEVELOPMENT  
 PHASE  
**95%**

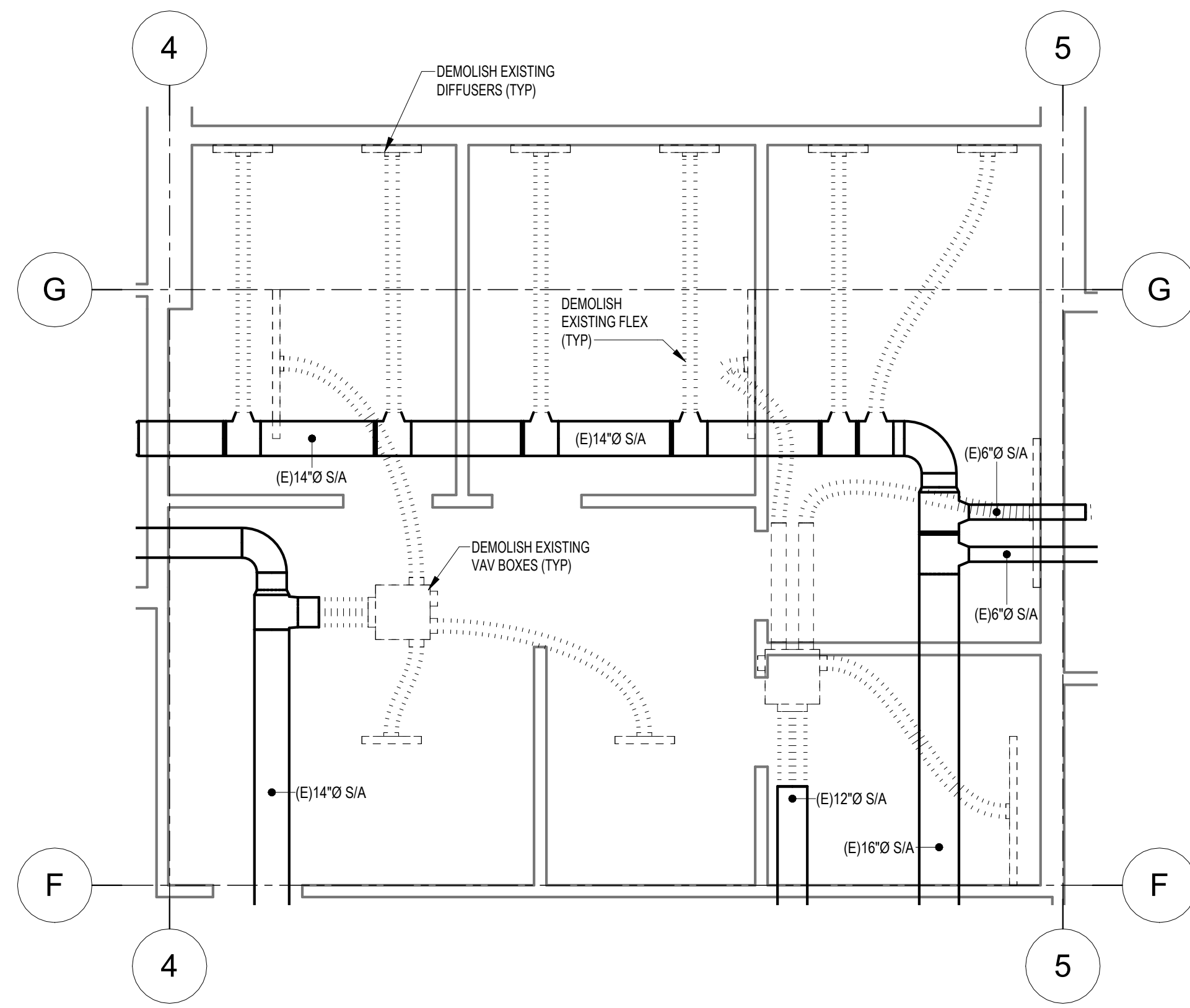
NOT FOR CONSTRUCTION

Project Title: BLUEBERRY OFFICE BUILDING  
 Prepared for: [INSERT CLIENT]  
 Sheet Title: SUITE 102 HVAC PLANS  
 Address: [INSERT ADDRESS]

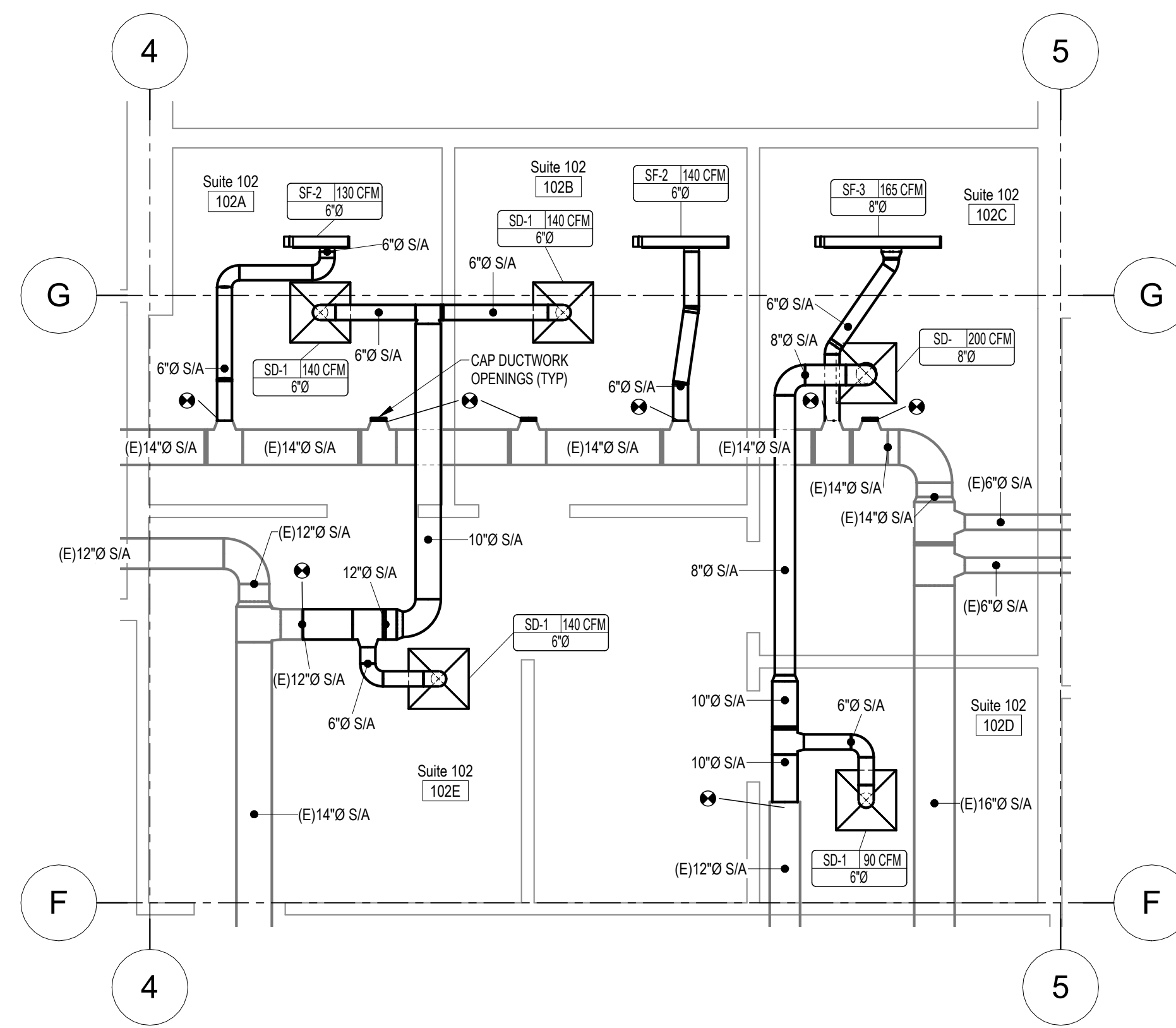
Sheet Issue Date:  
 3/2/2026 10:01:50 PM  
 Drawn by: Author

M102


25015



1 Suite 102 Demolition  
 M102 1/4" = 1'-0"



2 SUITE 102  
 M102 1/4" = 1'-0"



Rev #	Date	Description

3P ENGINEERING LLC AELM-12333  
 PO Box 771595  
 Eagle River, ALASKA 99577  
 Office: (907)290-2209  
 jenny@3palaska.com  
 www.3palaska.com

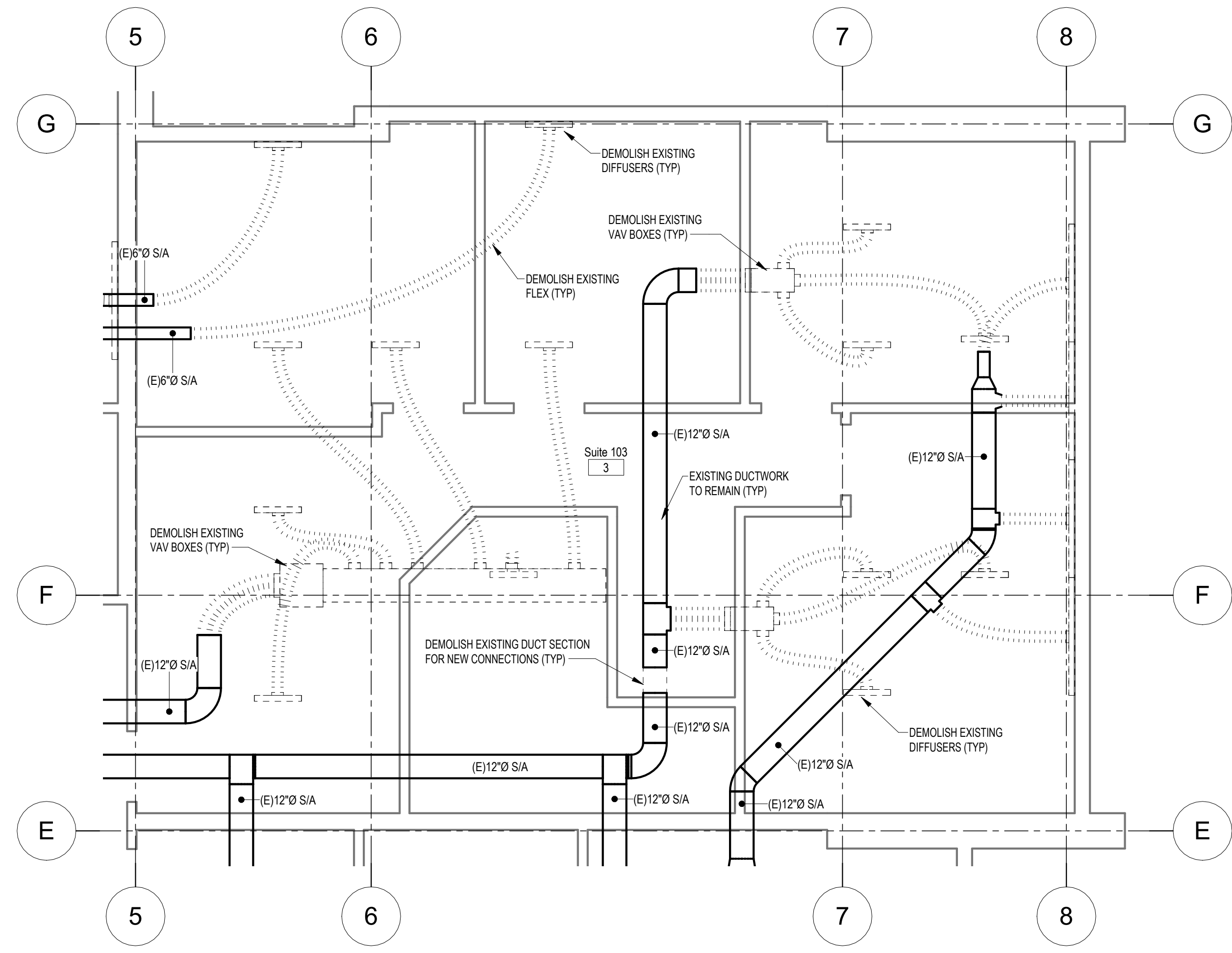
SCHMATIC DEVELOPMENT PHASE  
**95%**  
 NOT FOR CONSTRUCTION

Project Title: BLUEBERRY OFFICE BUILDING  
 Prepared for: [INSERT CLIENT]  
 Sheet Title: SUITE 103 HVAC PLANS  
 Address: [INSERT ADDRESS]

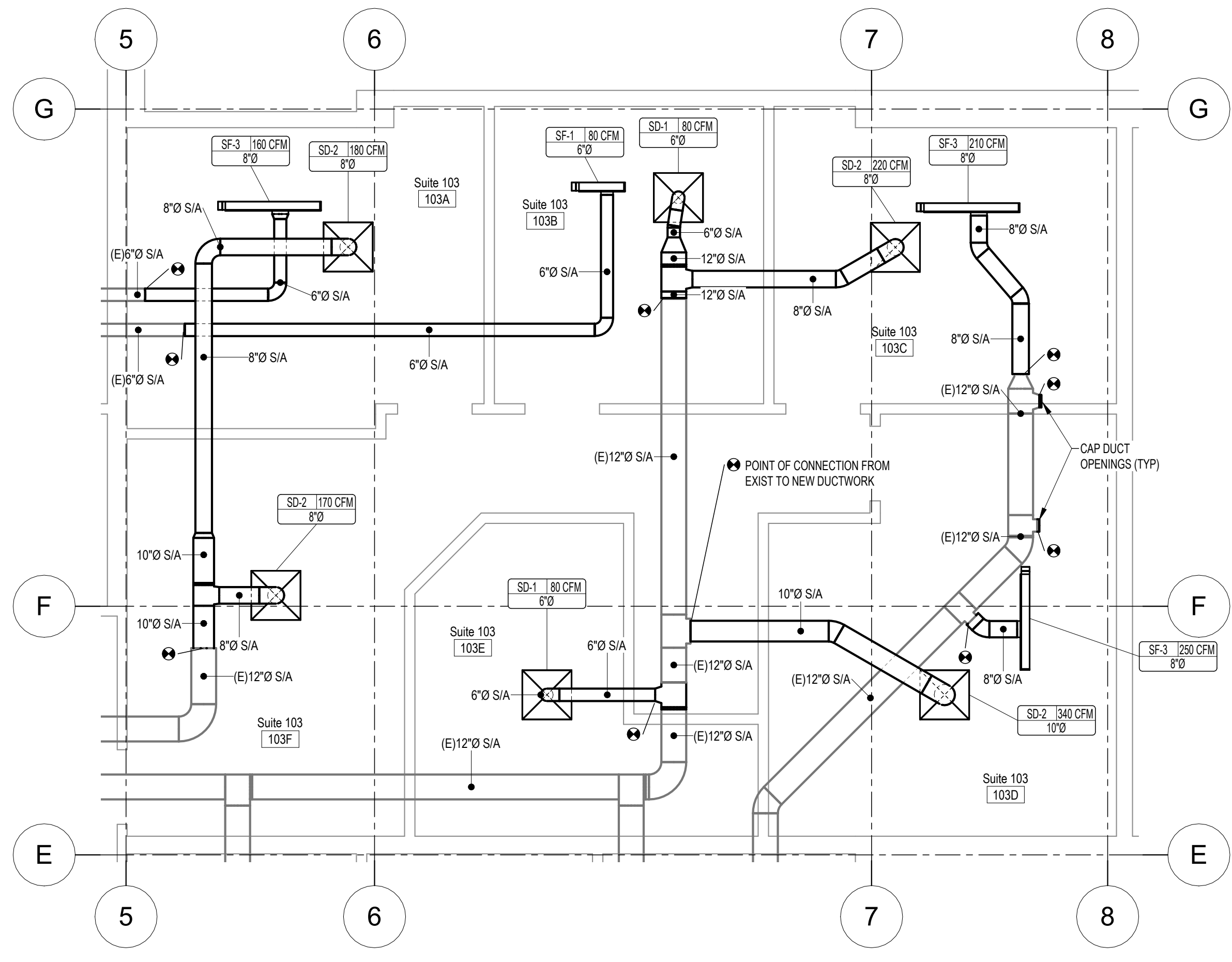
Sheet Issue Date:  
 3/2/2026 10:01:52 PM  
 Drawn by: Author

**M103**


25015



1 Suite 103 Demolition  
 M103 1/4" = 1'-0"



2 SUITE 103  
 M103 1/4" = 1'-0"



Rev #	Date	Description

3P ENGINEERING LLC AELM-12333  
 PO Box 771595  
 Eagle River, ALASKA 99577  
 Office: (907)290-2209  
 jenny@3palaska.com  
 www.3palaska.com

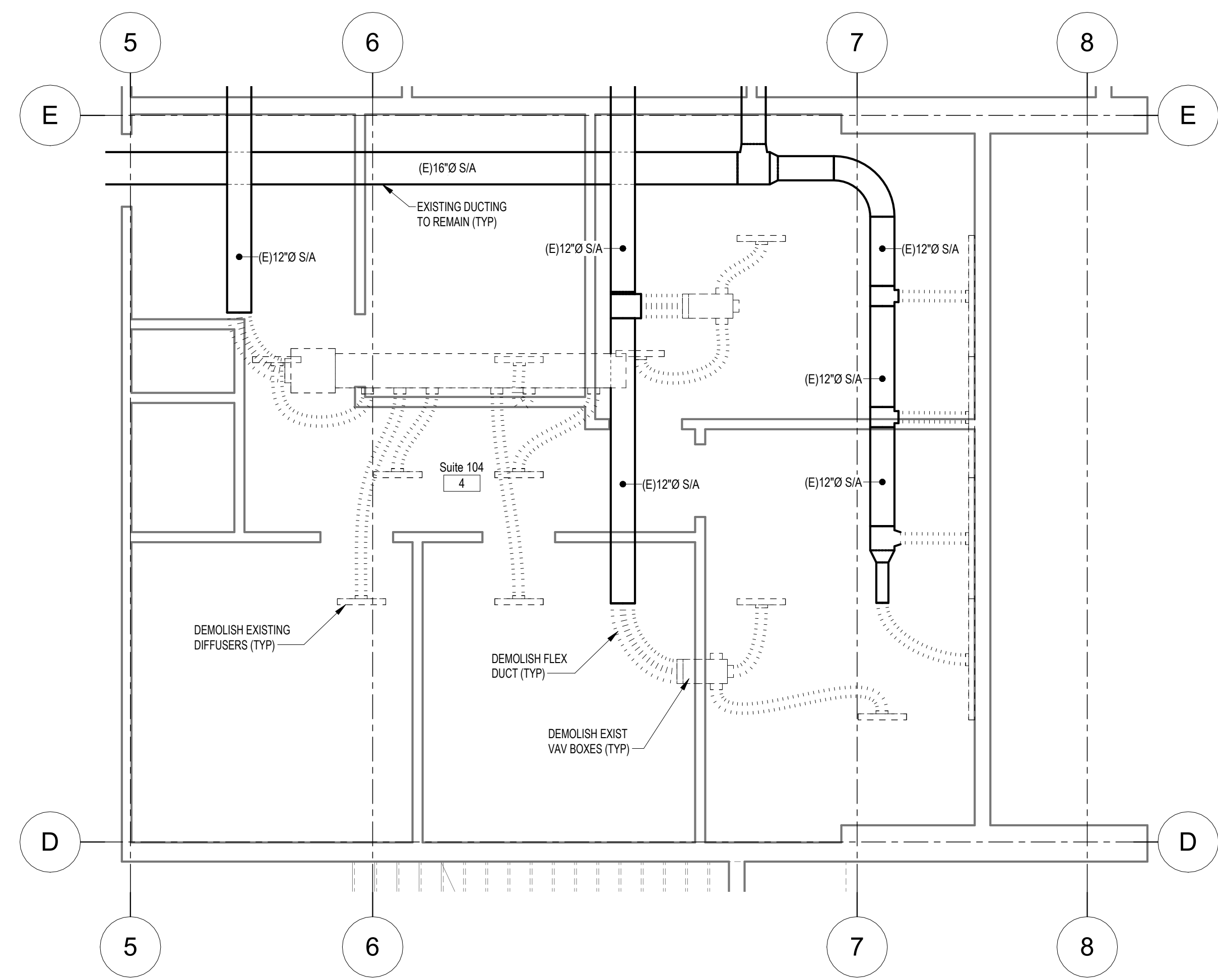
SCHEMATIC DEVELOPMENT PHASE  
**95%**  
 NOT FOR CONSTRUCTION

Project Title: BLUEBERRY OFFICE BUILDING  
 Prepared for: [INSERT CLIENT]  
 Sheet Title: SUITE 104 HVAC PLANS  
 Address: [INSERT ADDRESS]

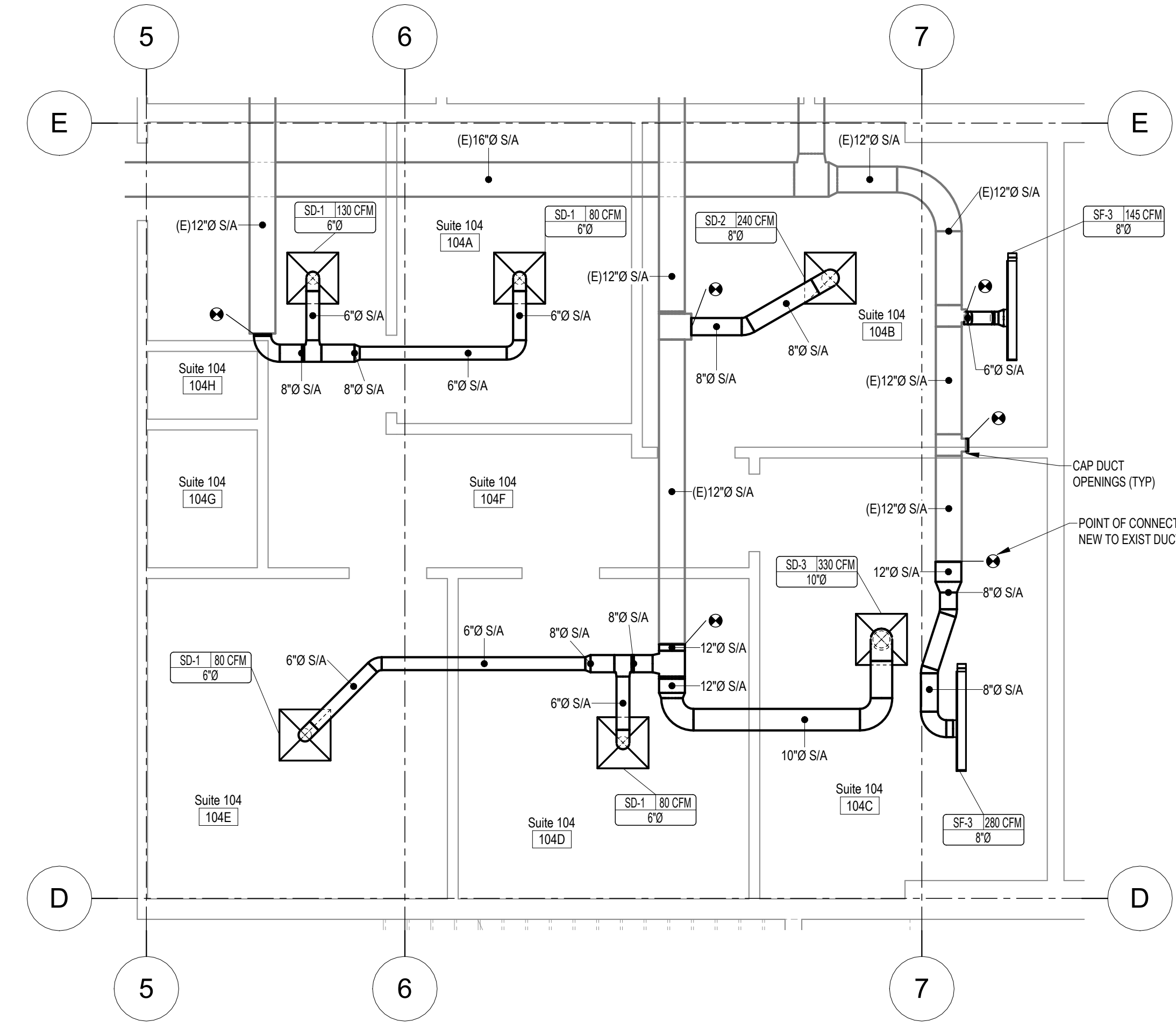
Sheet Issue Date:  
 3/2/2026 10:01:53 PM  
 Drawn by: Author

**M104**


25015



1 Suite 104 Demolition  
 M104 1/4" = 1'-0"



2 SUITE 104  
 M104 1/4" = 1'-0"



Rev #	Date	Description
-------	------	-------------

3P ENGINEERING LLC AELM-12333  
 PO Box 771595  
 Eagle River, ALASKA 99577  
 Office: (907)290-2209  
 jenny@3palaska.com  
 www.3palaska.com

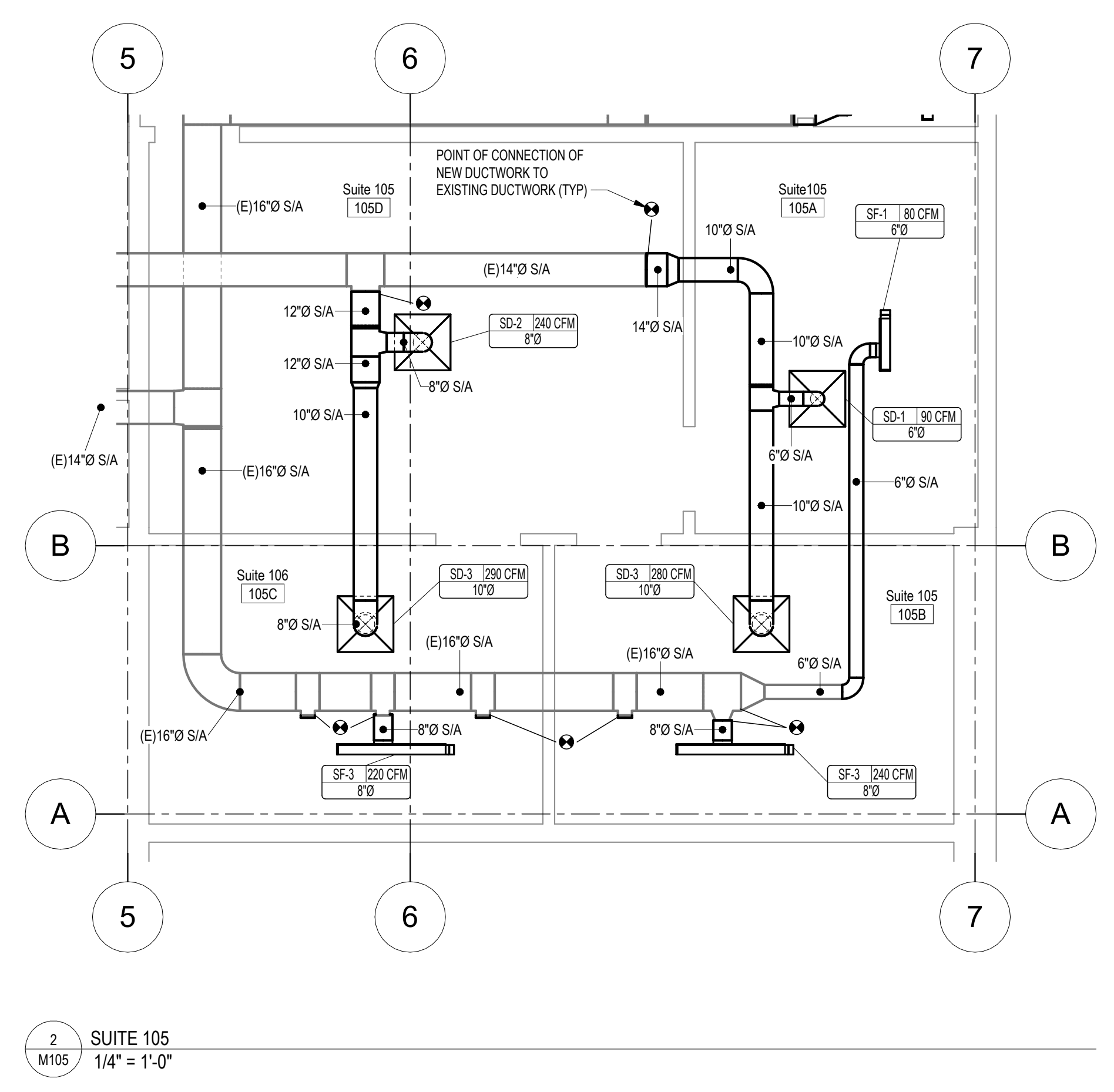
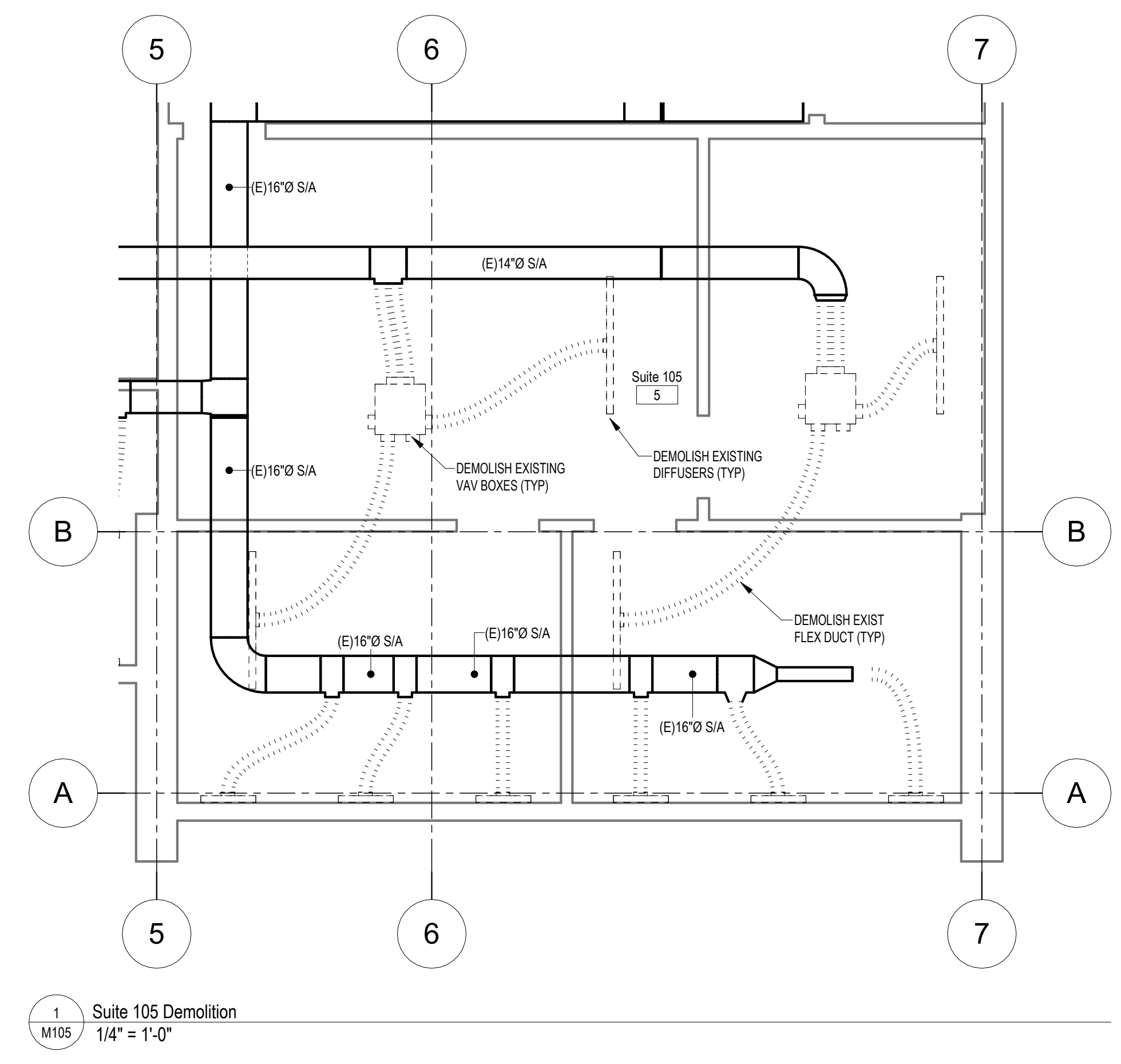
SCHEMATIC DEVELOPMENT PHASE  
**95%**  
 NOT FOR CONSTRUCTION


Project Title: BLUEBERRY OFFICE BUILDING  
 Prepared for: [INSERT CLIENT]  
 Sheet Title: SUITE 105 HVAC PLANS  
 Address: [INSERT ADDRESS]

Sheet Issue Date:  
 3/2/2026 10:01:54 PM  
 Drawn by: Author

**M105**

25015





Rev #	Date	Description

3P ENGINEERING LLC AELM-12333  
 PO Box 771595  
 Eagle River, ALASKA 99577  
 Office: (907)290-2209  
 jenny@3palaska.com  
 www.3palaska.com

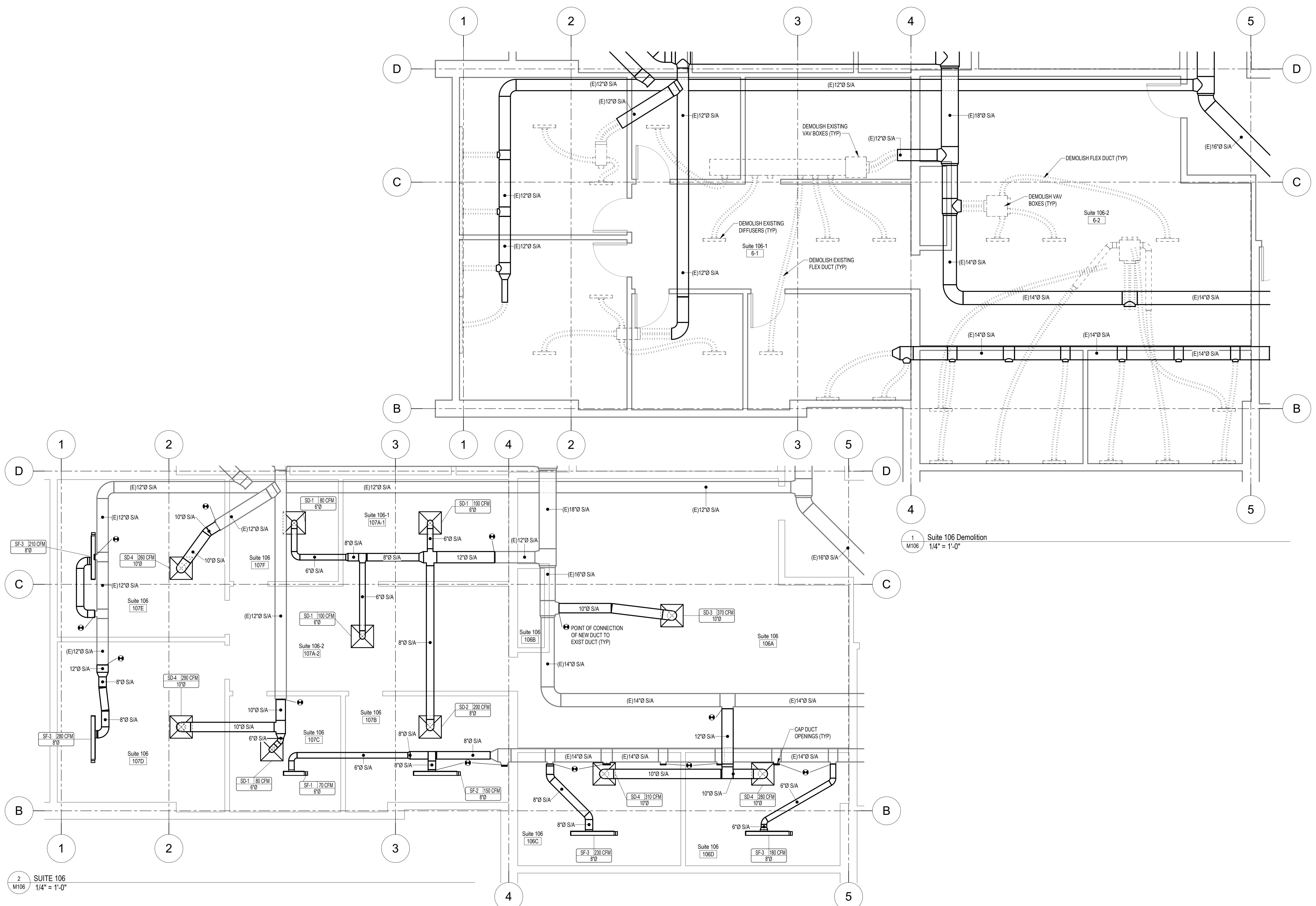
SCHMATIC DEVELOPMENT PHASE  
**95%**  
 NOT FOR CONSTRUCTION

Project Title: BLUEBERRY OFFICE BUILDING  
 Prepared for: [INSERT CLIENT]  
 Sheet Title: SUITE 106 HVAC PLANS  
 Address: [INSERT ADDRESS]

Sheet Issue Date:  
 3/2/2026 10:01:56 PM  
 Drawn by: Author


**M106**

25015



2 SUITE 106  
 M106 1/4" = 1'-0"

NOTE: USE HALF INDICATED SCALE FOR 11x17 DRAWINGS



Rev #	Date	Description

3P ENGINEERING LLC AELM-12333  
 PO Box 771595  
 Eagle River, ALASKA 99577  
 Office: (907)290-2209  
 jenny@3palaska.com  
 www.3palaska.com

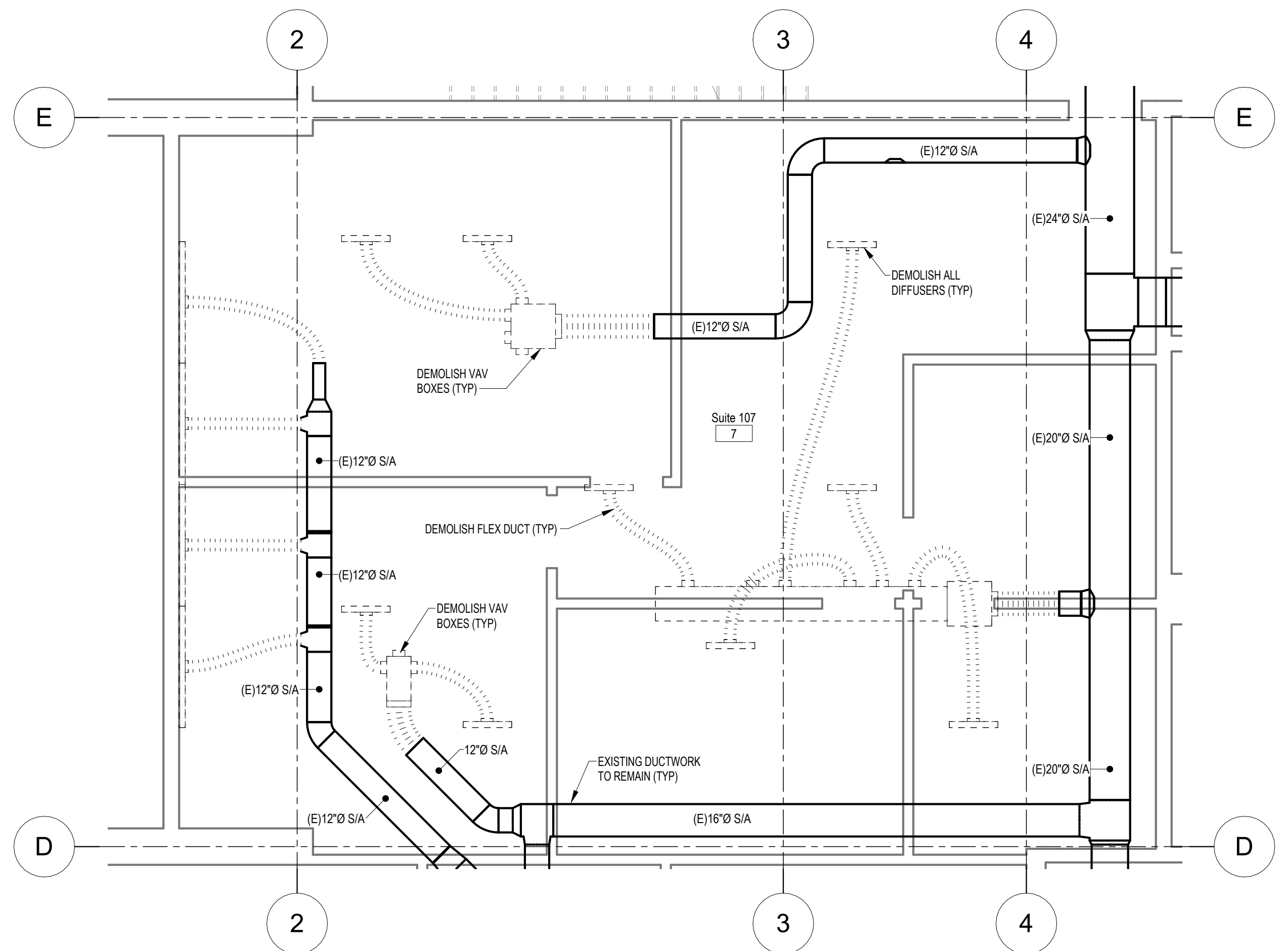
SCHMATIC DEVELOPMENT PHASE  
**95%**  
 NOT FOR CONSTRUCTION

Project Title: BLUEBERRY OFFICE BUILDING  
 Prepared for: [INSERT CLIENT]  
 Sheet Title: SUITE 107 HVAC PLANS  
 Address: [INSERT ADDRESS]

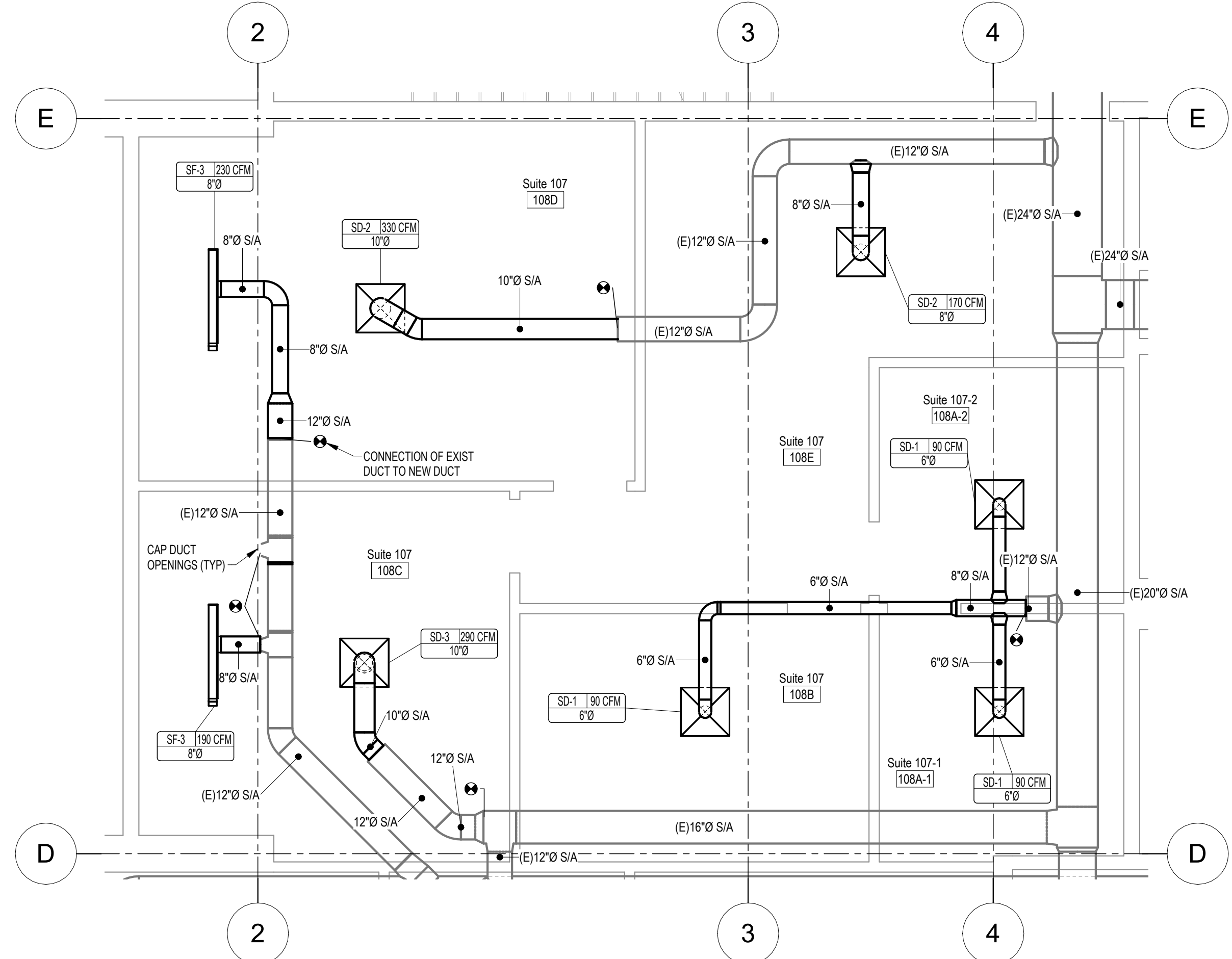
Sheet Issue Date:  
 3/2/2026 10:01:58 PM  
 Drawn by: Author

M107


25015



1 Suite 107 Demolition  
 M107 1/4" = 1'-0"



2 SUITE 107  
 M107 1/4" = 1'-0"



Rev #	Date	Description

3P ENGINEERING LLC AELM-12333  
 PO Box 771595  
 Eagle River, ALASKA 99577  
 Office: (907)290-2209  
 jenny@3palaska.com  
 www.3palaska.com

SCHMATIC DEVELOPMENT PHASE  
**95%**  
 NOT FOR CONSTRUCTION

Project Title: BLUEBERRY OFFICE BUILDING  
 Prepared for: [INSERT CLIENT]  
 Sheet Title: UNIT 201 HVAC PLANS  
 Address: [INSERT ADDRESS]

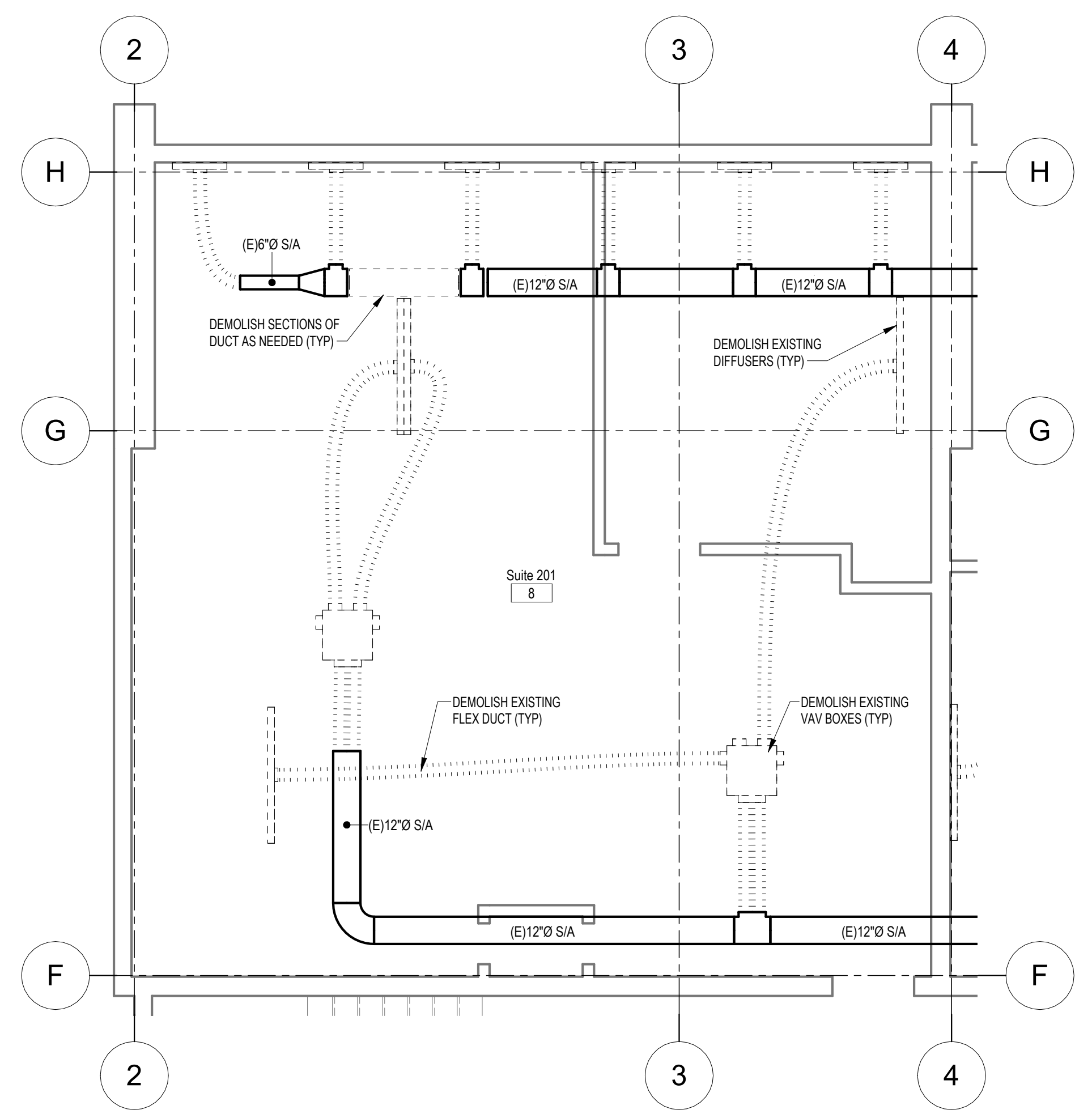
Sheet Issue Date:  
 3/2/2026 10:02:00 PM  
 Drawn by: Author

**M201**  
 25015

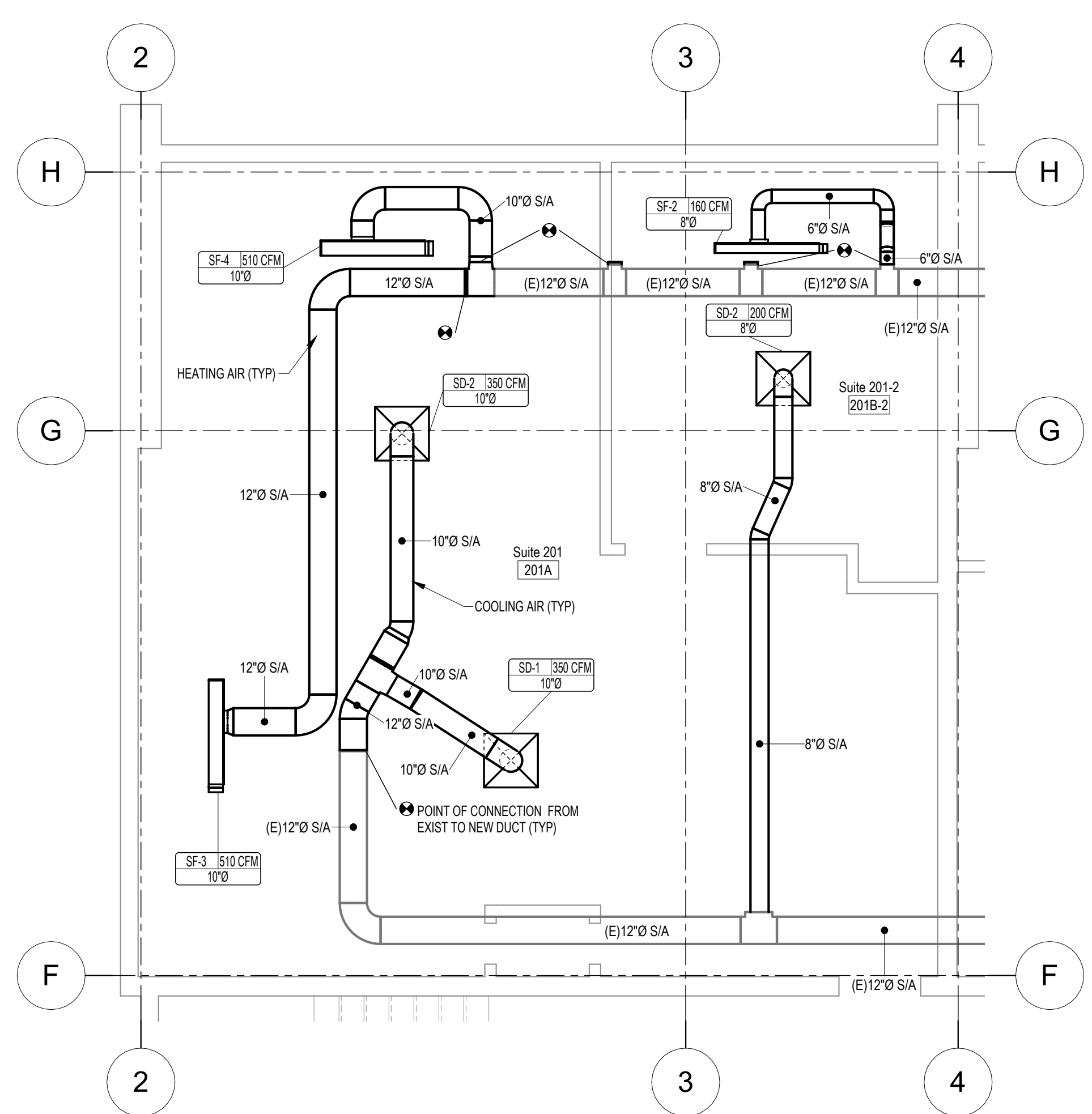
**HVAC SHEET NOTES**

- A CONTRACTOR SHALL BE RESPONSIBLE TO PROVIDE A COMPLETE AND WORKING SYSTEM.
- B INSTALL, SUPPORT, & BRACE NEW DUCTWORK AND ACCESSORIES PER SMACNA GUIDELINES.
- C DUCT SIZES SHOWN ARE CLEAR INSIDE DIMENSIONS. CONTRACTOR SHALL MAKE ALLOWANCE FOR ANY INTERIOR LINING, INSULATION, ETC.
- D ALL NEW DUCT ELBOWS SHALL BE RADIUS TYPE. WHERE NECESSARY, CONTRACTOR MAY SUBSTITUTE MITERED ELBOWS WITH TURNING VANES.
- E PROVIDE FLAT BLADE MANUAL VOLUME DAMPERS AT ALL TERMINAL DUCT BRANCHES AND AS INDICATED.
- F INSTALL EQUIPMENT PER MANUFACTURER'S RECOMMENDATIONS. ROOFTOP EQUIPMENT SHALL BE LOCATED NO CLOSER THAN 10'-0" FROM THE ROOF EDGE.
- G ALL PRIMARY CONDENSATE DRAIN PIPING SHALL BE INSULATED TO A MINIMUM THICKNESS OF 1/2" AND SHALL INCLUDE A VAPOR RETARDANT OUTSIDE THE INSULATION. SEAL ALL JOINTS AND PENETRATIONS.
- H COORDINATE ALL EXTERIOR PENETRATIONS INCLUDING ROOF PENETRATIONS WITH OTHER TRADES TO PROVIDE A COMPLETE AND FULLY WEATHER-PROOF INSTALLATION.
- I ALL TRANSFER DUCTWORK SHALL BE INTERNALLY LINED WITH MINIMUM 1/2" ACOUSTIC LINING.
- J CONTRACTOR SHALL ENGAGE A TESTING AND BALANCE FIRM CERTIFIED BY AABC TO PERFORM TESTING AND BALANCING PROCEDURES ON EACH SYSTEM ACCORDING TO THE PROCEDURES CONTAINED IN AABC'S 'NATIONAL STANDARDS'.
- K FOR TESTING AND BALANCING HEATING, VENTILATING, AND AIR CONDITIONING SYSTEMS' AND PROVIDE TWO COPIES OF THE CERTIFIED TAB REPORTS.
- L THIS DRAWING IS DIAGRAMMATIC IN NATURE AND SHALL NOT BE SCALED TO DETERMINE THE EXACT LOCATION OR EXTENT OF THE WORK. CONTRACTOR SHALL VERIFY ALL EXISTING CONDITIONS PRIOR TO THE START OF THE WORK.
- M THIS DRAWING IS BASED ON VISUALLY OBSERVABLE EXISTING CONDITIONS AS OF THE TIME OF DESIGN. CONTRACTOR SHALL BE RESPONSIBLE TO FULLY VERIFY ALL EXISTING CONDITIONS, COMPONENTS, ETC. PRIOR TO THE START OF THE WORK. ANY DEVIATION FROM THIS DRAWING IN KIND, OR IN LOCATION EXCEEDING 1'-0", SHALL BE BROUGHT TO THE ATTENTION OF THE ENGINEER.
- N PROVIDE DUCT INSULATION FOR ALL NEW DUCTWORK CONNECTED TO THE EXTERIOR FOR AT LEAST 6FT. INSULATE ALL EXTERIOR DUCTWORK TO MINIMUM R-8 INSULATION VALUE.

**KEYNOTES**




1 Suite 201 Demolition  
 M201 1/4" = 1'-0"



2 SUITE 201  
 M201 1/4" = 1'-0"

NOTE: USE HALF INDICATED SCALE FOR 11x17 DRAWINGS

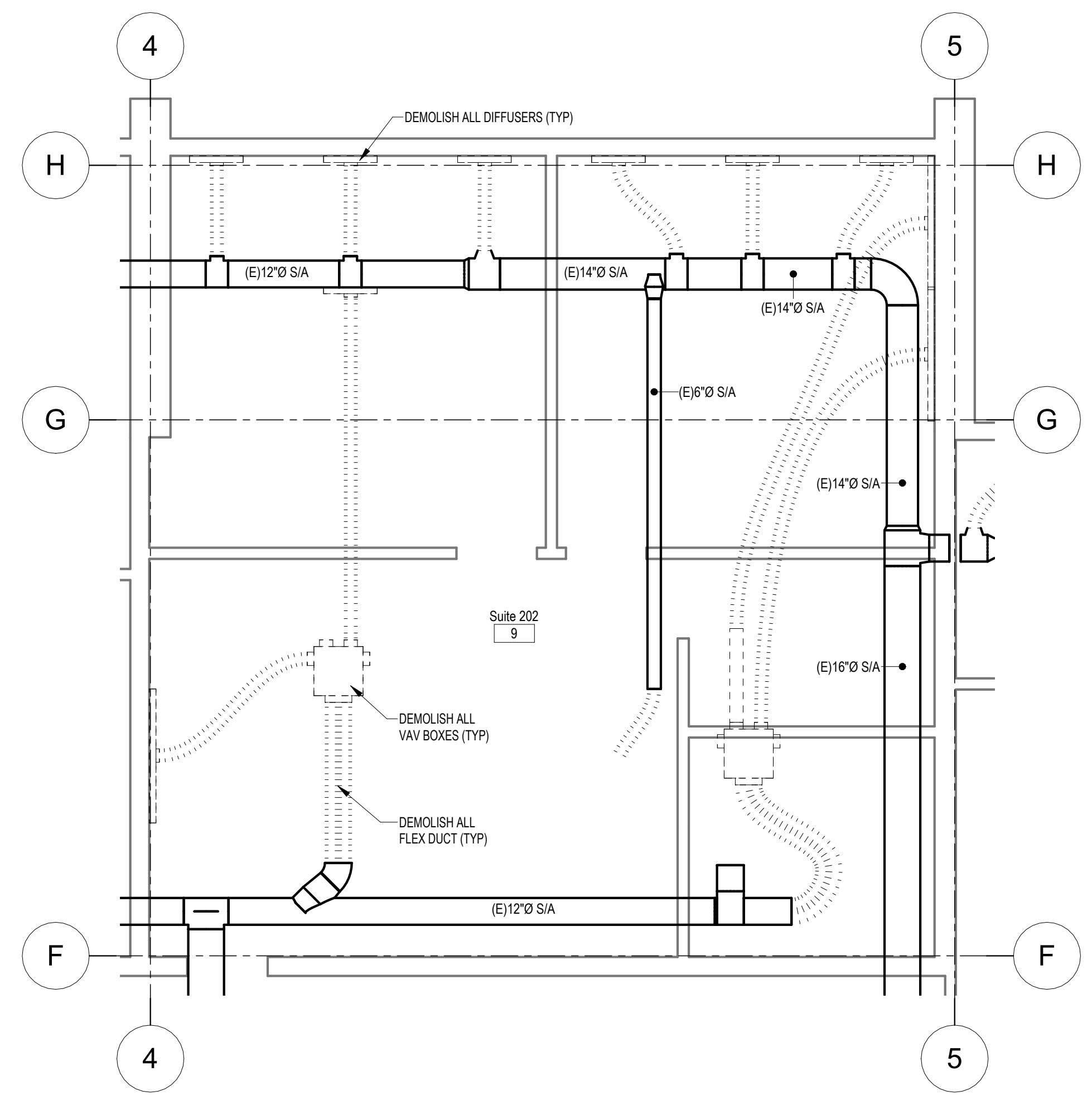




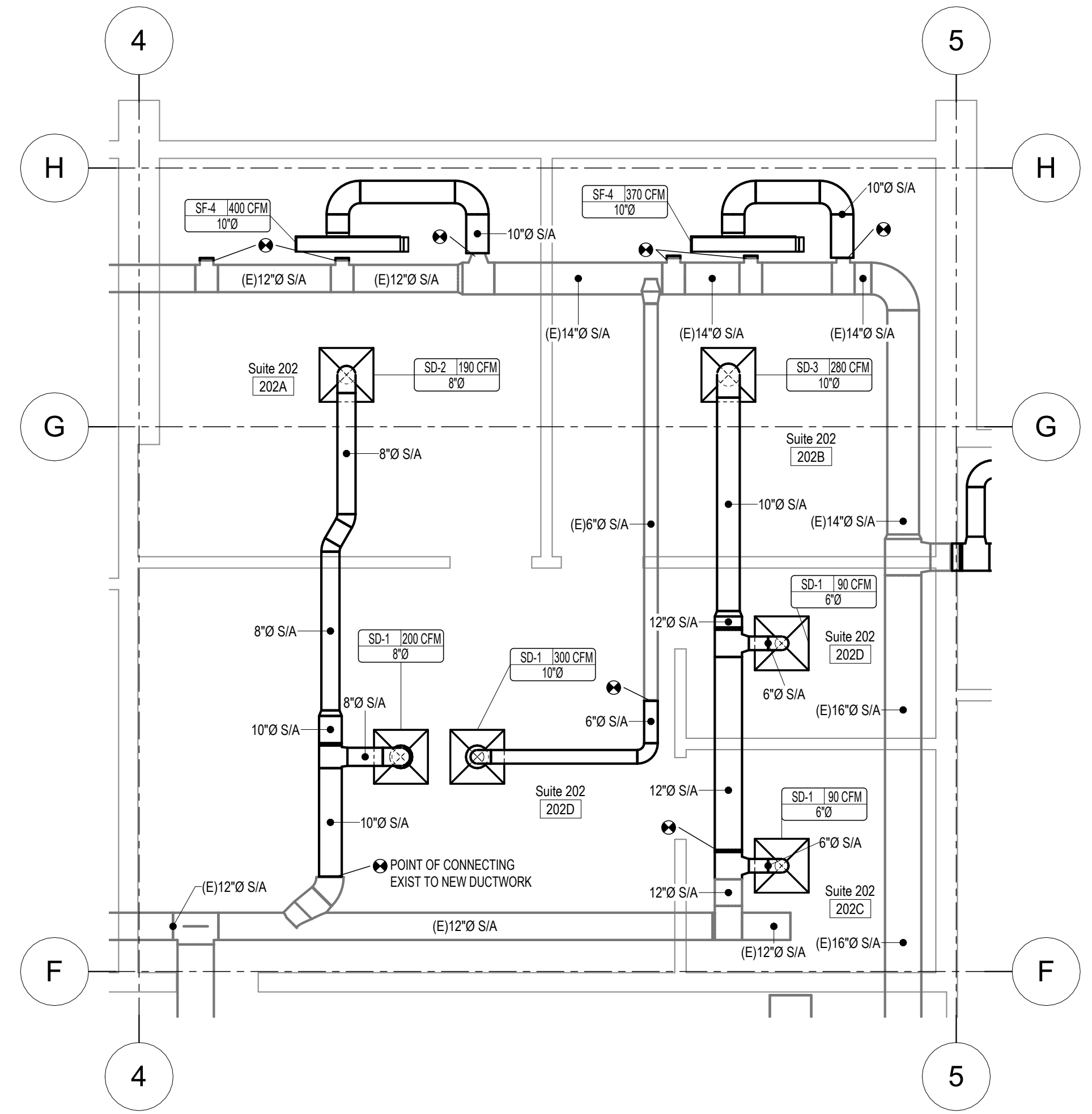
Rev #	Date	Description

- HVAC SHEET NOTES**
- A CONTRACTOR SHALL BE RESPONSIBLE TO PROVIDE A COMPLETE AND WORKING SYSTEM.
  - B INSTALL, SUPPORT, & BRACE NEW DUCTWORK AND ACCESSORIES PER SMACNA GUIDELINES.
  - C DUCT SIZES SHOWN ARE CLEAR INSIDE DIMENSIONS. CONTRACTOR SHALL MAKE ALLOWANCE FOR ANY INTERIOR LINING, INSULATION, ETC.
  - D ALL NEW DUCT ELBOWS SHALL BE RADIUS TYPE. WHERE NECESSARY, CONTRACTOR MAY SUBSTITUTE MITERED ELBOWS WITH TURNING VANES.
  - E PROVIDE FLAT BLADE MANUAL VOLUME DAMPERS AT ALL TERMINAL DUCT BRANCHES AND AS INDICATED.
  - F INSTALL EQUIPMENT PER MANUFACTURER'S RECOMMENDATIONS. ROOFTOP EQUIPMENT SHALL BE LOCATED NO CLOSER THAN 10'-0" FROM THE ROOF EDGE.
  - G ALL PRIMARY CONDENSATE DRAIN PIPING SHALL BE INSULATED TO A MINIMUM THICKNESS OF 1/2" AND SHALL INCLUDE A VAPOR RETARDANT OUTSIDE THE INSULATION. SEAL ALL JOINTS AND PENETRATIONS.
  - H COORDINATE ALL EXTERIOR PENETRATIONS INCLUDING ROOF PENETRATIONS WITH OTHER TRADES TO PROVIDE A COMPLETE AND FULLY WEATHER-PROOF INSTALLATION.
  - I ALL TRANSFER DUCTWORK SHALL BE INTERNALLY LINED WITH MINIMUM 1/2" ACOUSTIC LINING.
  - J CONTRACTOR SHALL ENGAGE A TESTING AND BALANCE FIRM CERTIFIED BY AABC TO PERFORM TESTING AND BALANCING PROCEDURES ON EACH SYSTEM ACCORDING TO THE PROCEDURES CONTAINED IN AABC'S "NATIONAL STANDARDS".
  - K FOR TESTING AND BALANCING HEATING, VENTILATING, AND AIR CONDITIONING SYSTEMS\* AND PROVIDE TWO COPIES OF THE CERTIFIED TAB REPORTS.
  - L THIS DRAWING IS DIAGRAMMATIC IN NATURE AND SHALL NOT BE SCALED TO DETERMINE THE EXACT LOCATION OR EXTENT OF THE WORK. CONTRACTOR SHALL VERIFY ALL EXISTING CONDITIONS PRIOR TO THE START OF THE WORK. CONTRACTOR SHALL BE RESPONSIBLE TO PROVIDE A COMPLETE AND WORKING SYSTEM.
  - M THIS DRAWING IS BASED ON VISUALLY OBSERVABLE EXISTING CONDITIONS AS OF THE TIME OF DESIGN. CONTRACTOR SHALL BE RESPONSIBLE TO FULLY VERIFY ALL EXISTING CONDITIONS, COMPONENTS, ETC. PRIOR TO THE START OF THE WORK. ANY DEVIATION FROM THIS DRAWING IN KIND, OR IN LOCATION EXCEEDING 1'-0", SHALL BE BROUGHT TO THE ATTENTION OF THE ENGINEER.
  - N PROVIDE DUCT INSULATION FOR ALL NEW DUCTWORK CONNECTED TO THE EXTERIOR FOR AT LEAST 6FT. INSULATE ALL EXTERIOR DUCTWORK TO MINIMUM R-8 INSULATION VALUE.

**KEYNOTES**



1 Suite 202 Demolition  
M202 1/4" = 1'-0"



2 SUITE 202  
M202 1/4" = 1'-0"

NOTE: USE HALF INDICATED SCALE FOR 11x17 DRAWINGS

3P ENGINEERING LLC AELM-12333  
 PO Box 771595  
 Eagle River, ALASKA 99577  
 Office: (907)290-2209  
 jenny@3palaska.com  
 www.3palaska.com


SCHMATIC DEVELOPMENT PHASE  
**95%**  
 NOT FOR CONSTRUCTION

Project Title: BLUEBERRY OFFICE BUILDING  
 Prepared for: [INSERT CLIENT]  
 Sheet Title: UNIT 202 HVAC PLANS  
 Address: [INSERT ADDRESS]

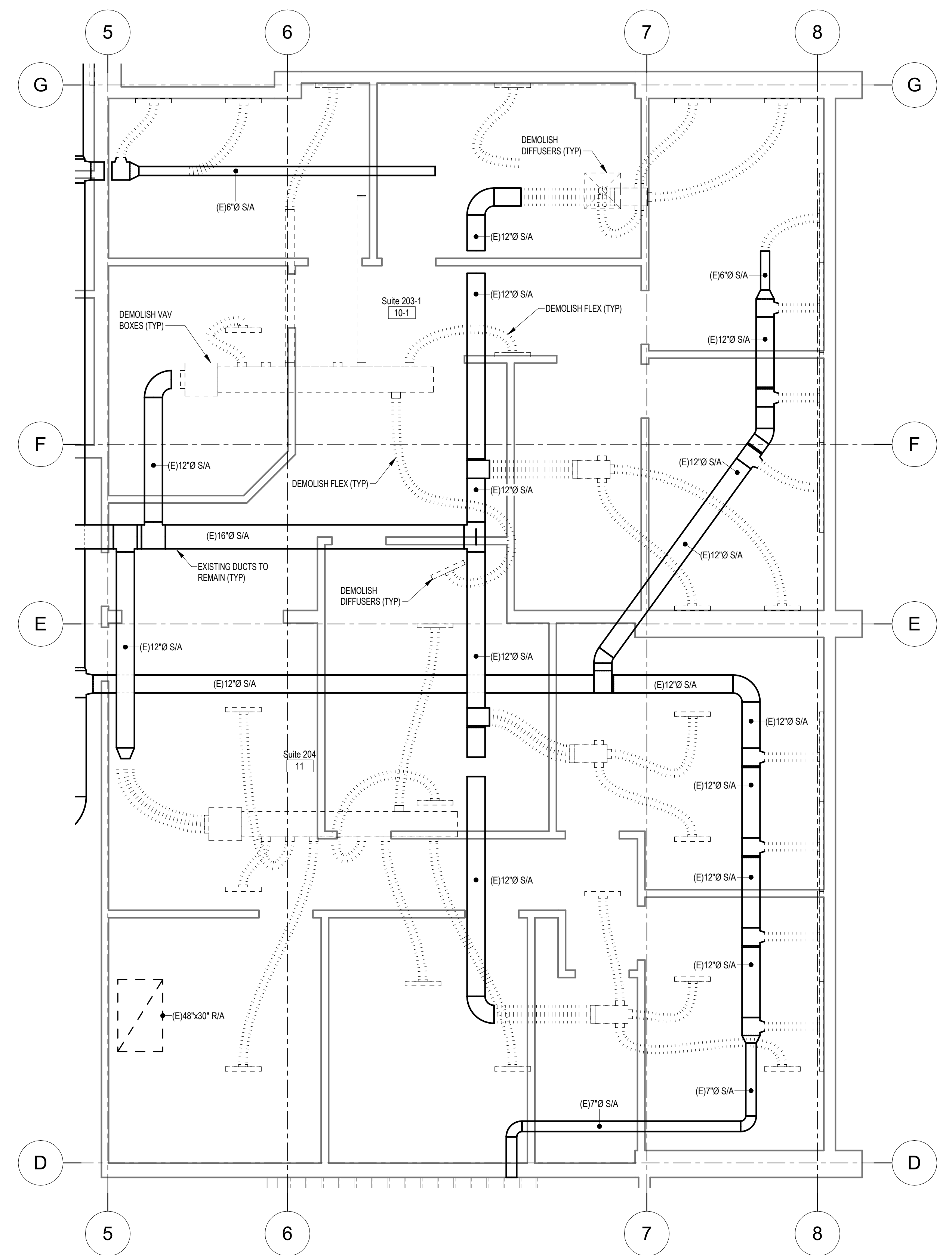
Sheet Issue Date:  
 3/2/2026 10:02:01 PM  
 Drawn by: Author

**M202**

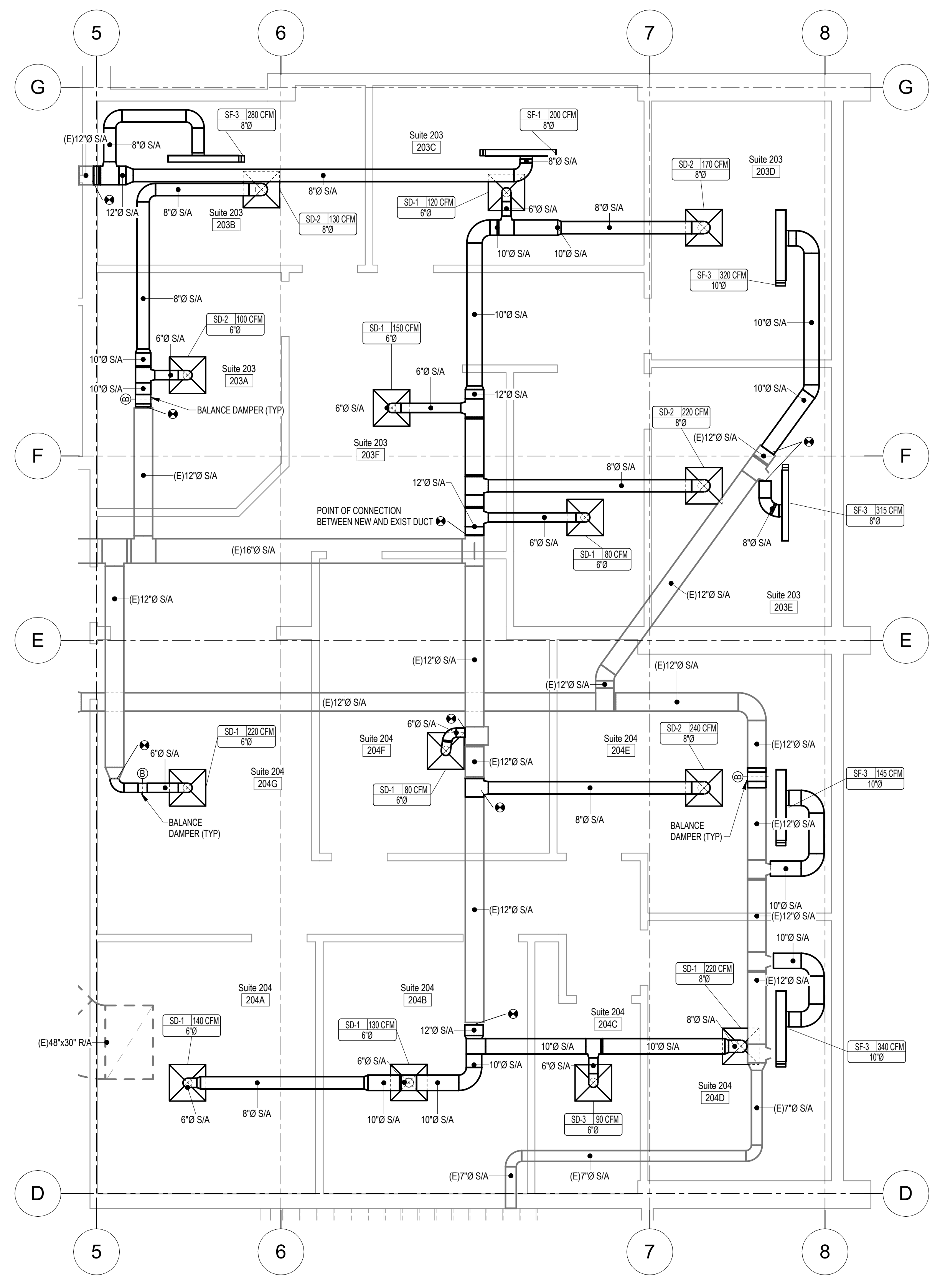
25015



Rev #	Date	Description



1 Suite 203-4 Demolition  
M203 1/4" = 1'-0"



2 SUITE 203-4  
M203 1/4" = 1'-0"

NOTE: USE HALF INDICATED SCALE FOR 11x17 DRAWINGS

3P ENGINEERING LLC AELM-12333  
PO Box 771595  
Eagle River, ALASKA 99577  
Office: (907)290-2209  
jenny@3palaska.com  
www.3palaska.com


SCHMATIC DEVELOPMENT PHASE  
**95%**  
NOT FOR CONSTRUCTION

Project Title: BLUEBERRY OFFICE BUILDING  
Prepared for: [INSERT CLIENT]  
Sheet Title: SUITE HVAC PLANS  
Address: [INSERT ADDRESS]

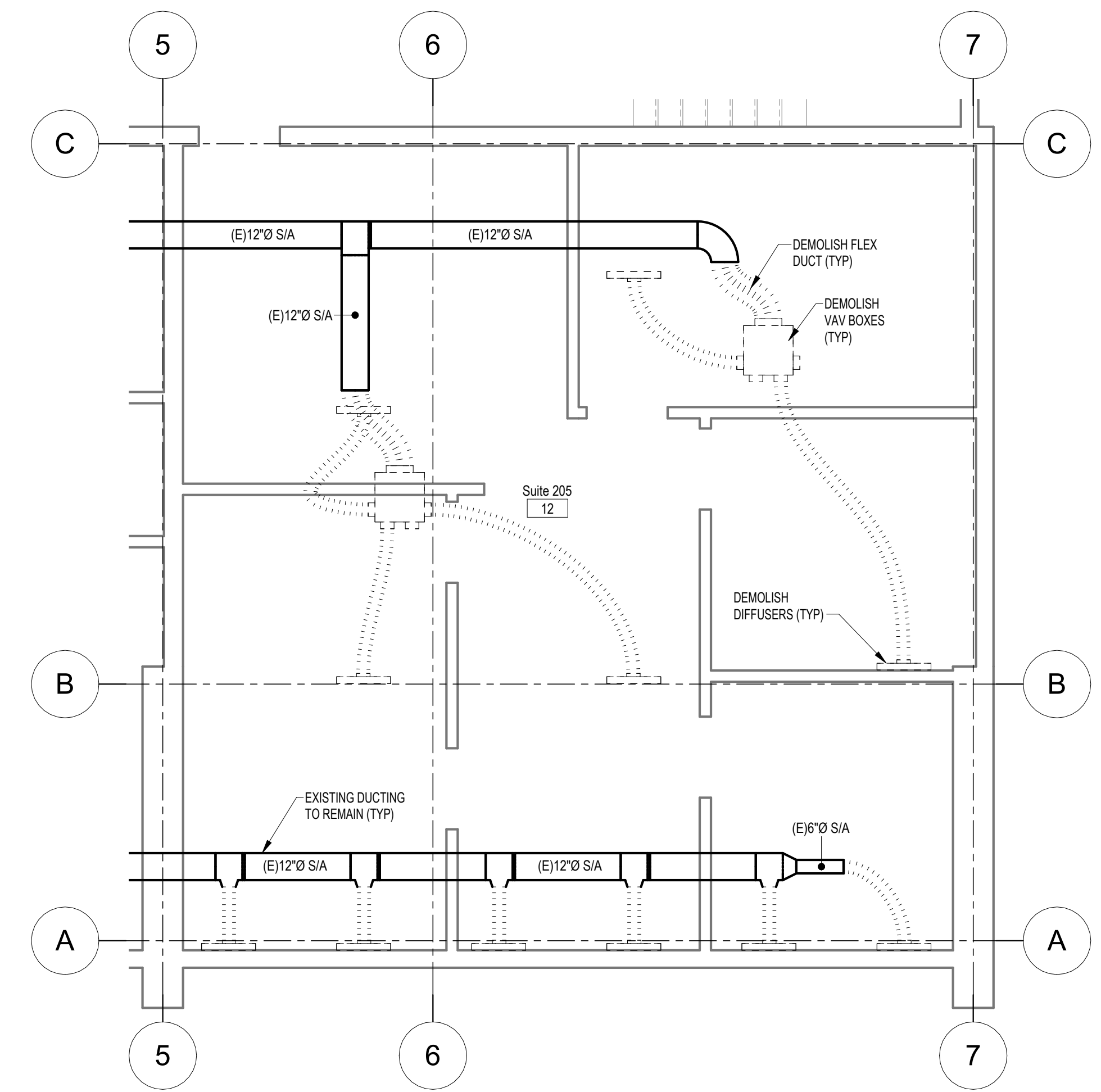
Sheet Issue Date:  
3/2/2026 10:02:04 PM  
Drawn by: Author

M203

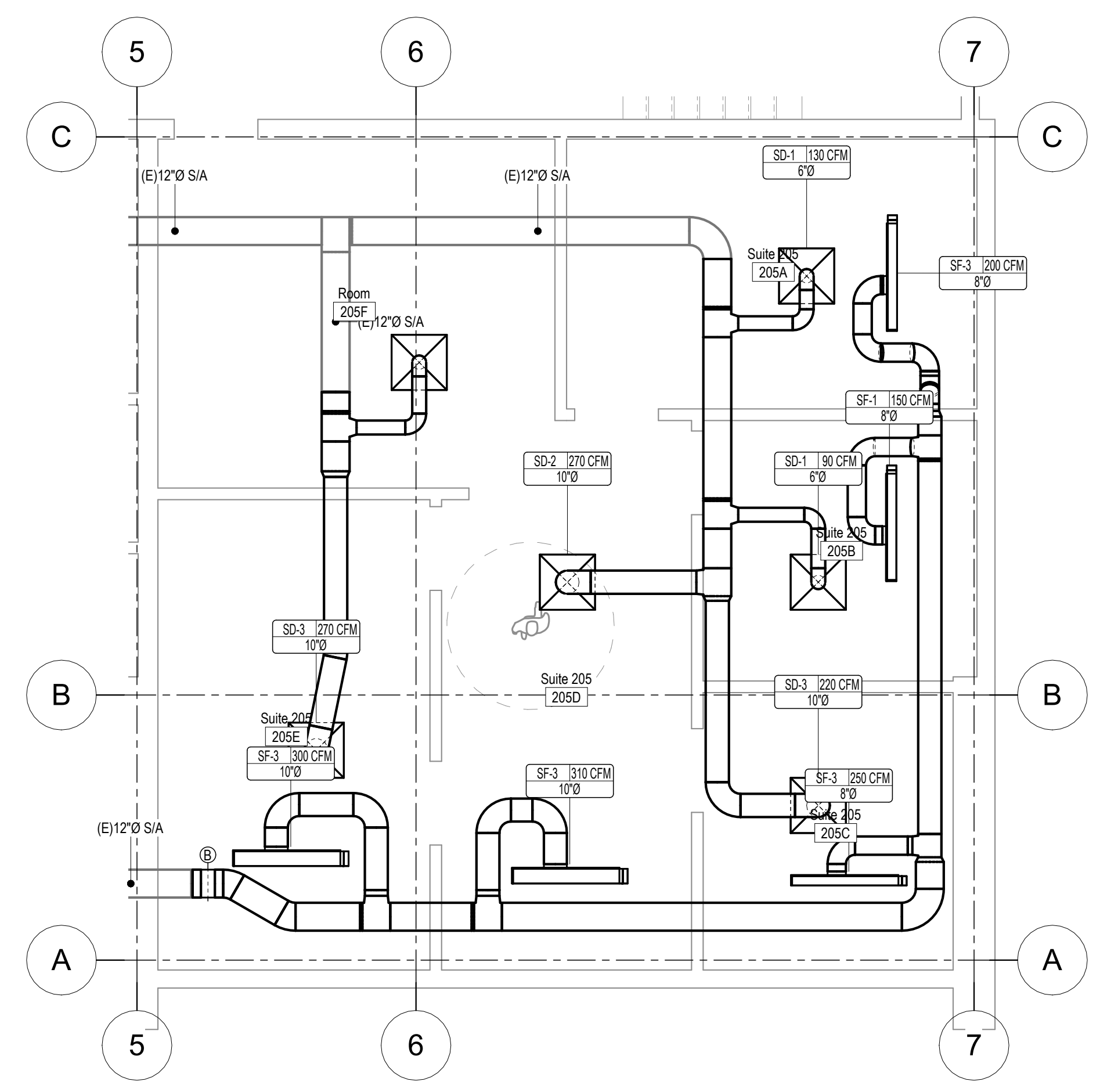
25015



Rev #	Date	Description



1 Suite 205 Demolition  
M205 1/4" = 1'-0"



2 SUITE 205  
M205 1/4" = 1'-0"

NOTE: USE HALF INDICATED SCALE FOR 11x17 DRAWINGS

3P ENGINEERING LLC AELM-12333  
PO Box 771595  
Eagle River, ALASKA 99577  
Office: (907)290-2209  
jenny@3palaska.com  
www.3palaska.com


SCHEMATIC DEVELOPMENT PHASE  
**95%**  
NOT FOR CONSTRUCTION

Project Title: BLUEBERRY OFFICE BUILDING  
Prepared for: [INSERT CLIENT]  
Sheet Title: SUITE HVAC PLANS  
Address: [INSERT ADDRESS]

Sheet Issue Date:  
3/2/2026 10:02:05 PM  
Drawn by: Author

M205

25015



Rev # Date Description

3P ENGINEERING LLC AELM-12333  
PO Box 771595  
Eagle River, ALASKA 99577  
Office: (907)290-2209  
jenny@3palaska.com  
www.3palaska.com

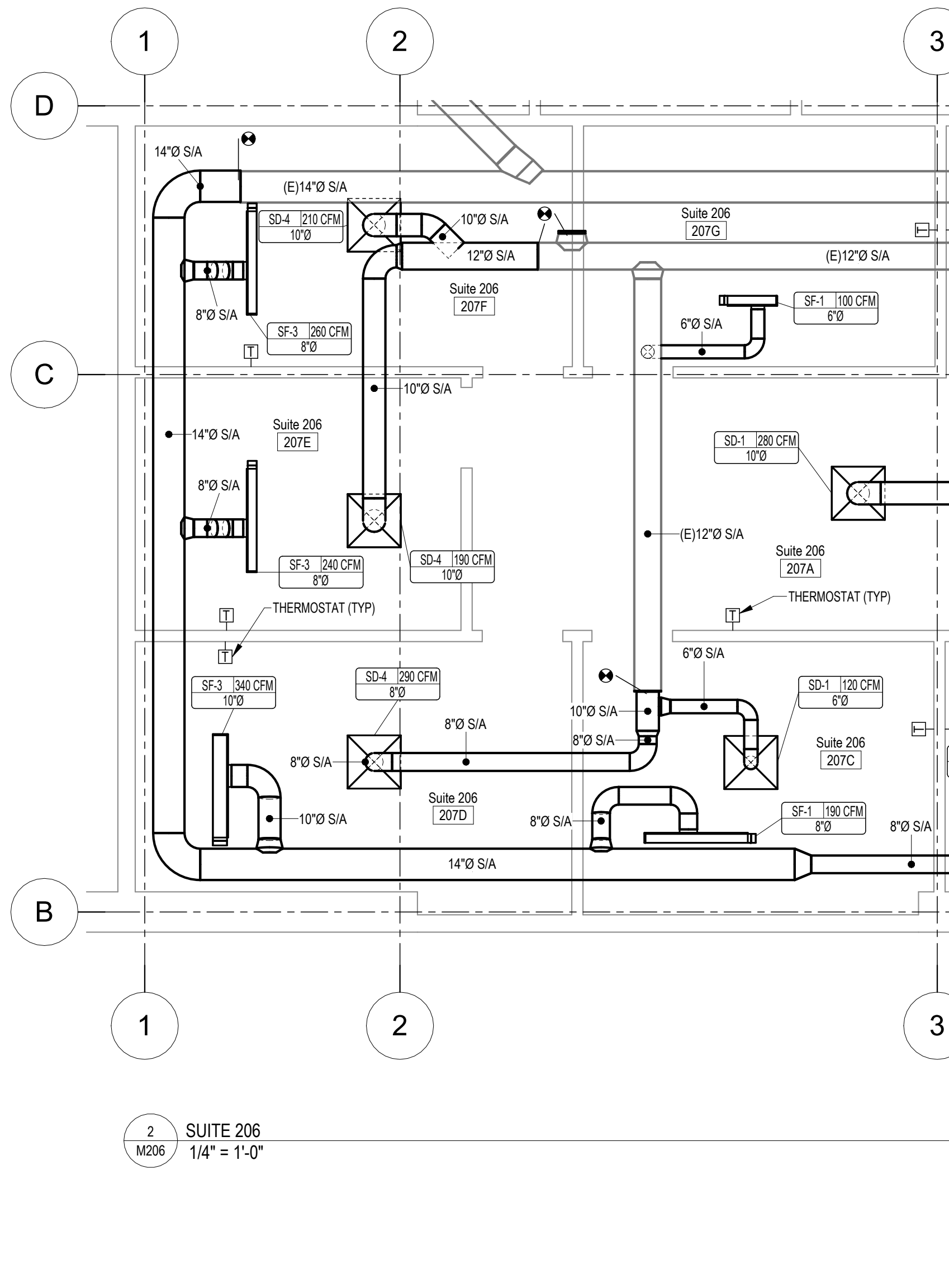
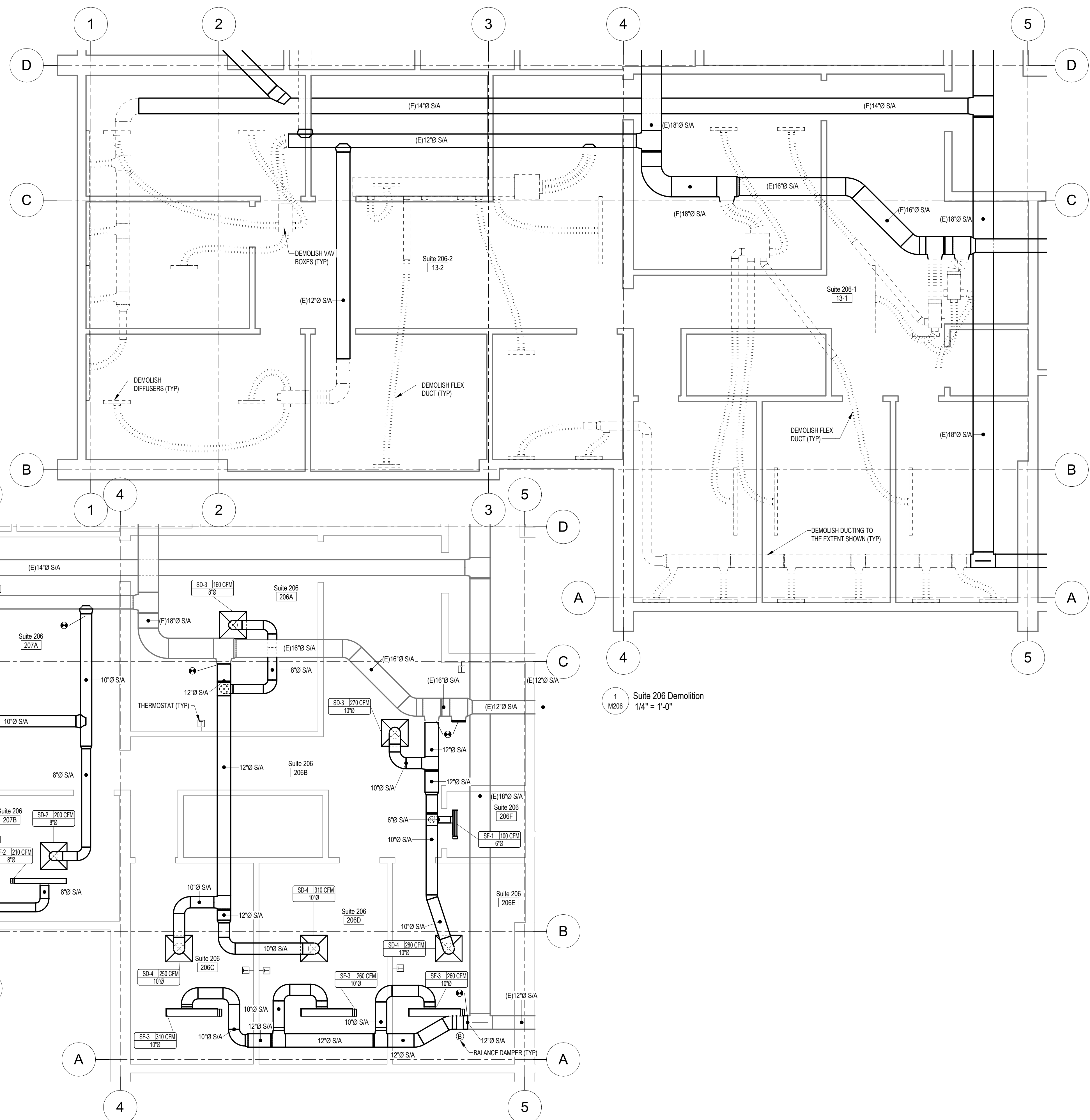
SCHEMATIC DEVELOPMENT PHASE  
**95%**  
NOT FOR CONSTRUCTION

Project Title: BLUEBERRY OFFICE BUILDING  
Prepared for: [INSERT CLIENT]  
Sheet Title: SUITE HVAC PLANS  
Address: [INSERT ADDRESS]

Sheet Issue Date: 3/2/2026 10:02:07 PM  
Drawn by: Author

**M206**

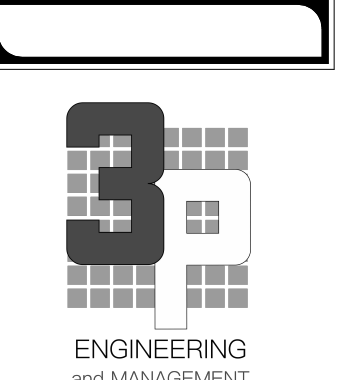
25015



2 SUITE 206  
M206 1/4" = 1'-0"

1 Suite 206 Demolition  
M206 1/4" = 1'-0"

NOTE: USE HALF INDICATED SCALE FOR 11x17 DRAWINGS



Rev #	Date	Description

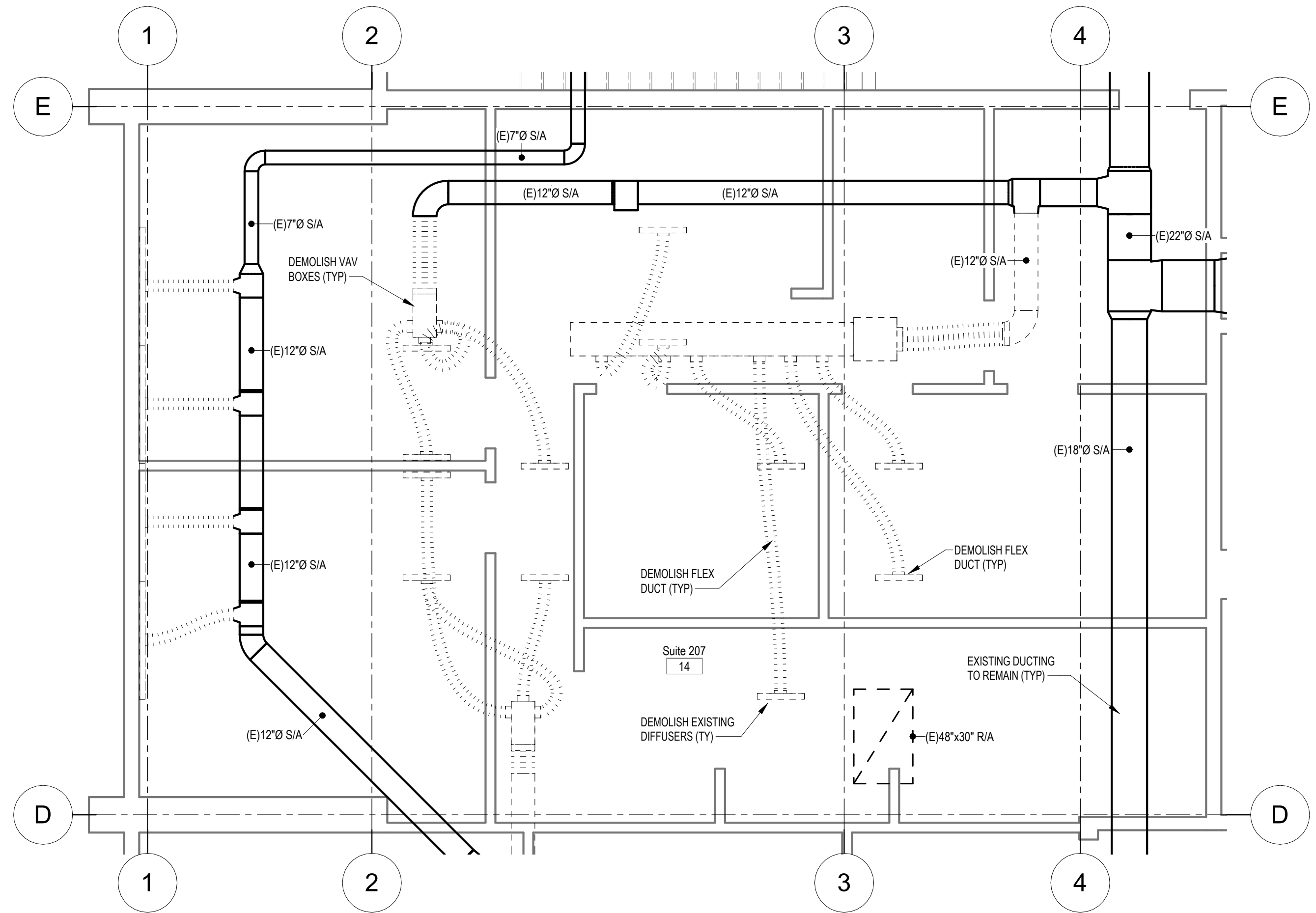
3P ENGINEERING LLC AELM-12333  
 PO Box 771595  
 Eagle River, ALASKA 99577  
 Office: (907)290-2209  
 jenny@3palaska.com  
 www.3palaska.com

SCHEMATIC DEVELOPMENT PHASE  
**95%**  
 NOT FOR CONSTRUCTION

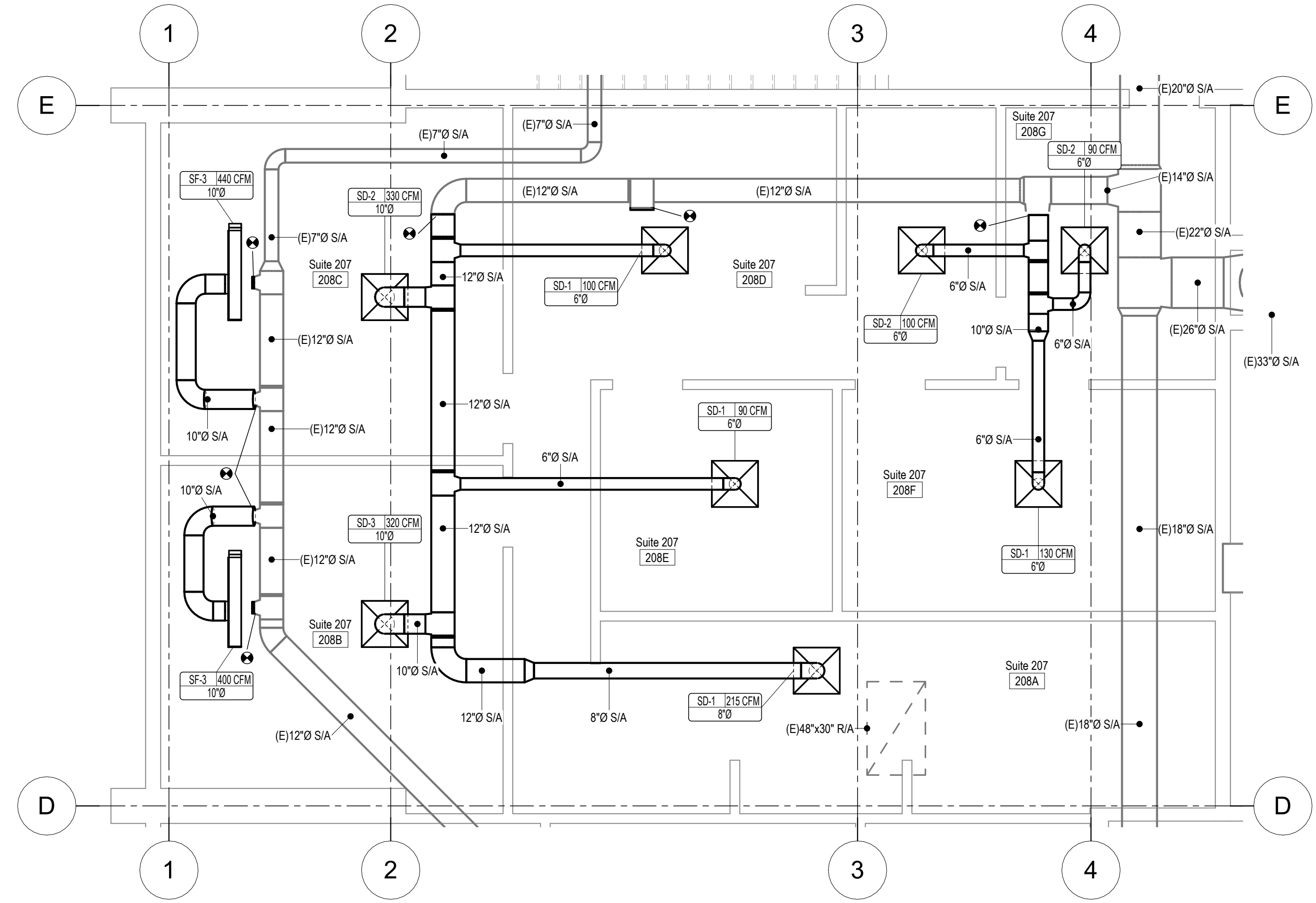
Project Title: BLUEBERRY OFFICE BUILDING  
 Prepared for: [INSERT CLIENT]  
 Sheet Title: UNIT 207 HVAC PLANS  
 Address: [INSERT ADDRESS]

Sheet Issue Date:  
 3/2/2026 10:02:09 PM  
 Drawn by: Author

**M207**  
 25015



1 Suite 207 Demolition  
 M207 1/4" = 1'-0"



2 SUITE 207  
 M207 1/4" = 1'-0"

NOTE: USE HALF INDICATED SCALE FOR 11x17 DRAWINGS