




















































FIPS Code, GEOid	4278712	1600000US4278712	BBID:	#N/A
City, State, Population	Upland borough, Pennsylvania		3,248	
Number of Data Elements Utilized (55 is complete set)	55			

National Rank	All Populations	(Total number of Cities / Towns: 16,410)	2,771
National Rank	Population > 10,000	(Total number of Cities / Towns: 3,552)	
National Rank	Population > 100,000	(Total number of Cities / Towns: 305)	
Rank within State	All Populations	(Total Number of Cities / Towns in Pennsylvania: 1047)	366
Rank within State	Population > 10,000	(Total Number of Cities / Towns in Pennsylvania: 83)	
Rank within State	Population > 100,000	(Total Number of Cities / Towns in Pennsylvania: 4)	

Data Utilized for Ranking Calculation	Latest Date of Sourced Data	National Rank	State Rank
Population	Change 2016 - 2017		679
Population	Average Annual Change (2009-2017)		323
Median Income	Change 2015 - 2016		871
Median Income	Average Annual Change (2009-2016)		207
Unemployment Rate	2016		1042
Unemployment Rate	Change 2015 - 2016		879
Unemployment Rate	Average Annual Change (2009-2016)		488
Poverty Rate	2016		1457
Poverty Rate	Change 2015 - 2016		704
Poverty Rate	Average Annual Change (2010-2016)		399
County Debt per Resident	2012		1475
School District Debt per Student	2016		852
Industry Concentration Risk	2016		1512
Firm Concentration Risk	2016		164
Climate Change exposure to	Air Quality		777
Climate Change exposure to	Water Quality		1415
Climate Change exposure to	Rising Sea Levels (Coast)		1
Declarations of Disaster	Incidents (2009 - Q3 2018)		1178
Flood Plain risk (100 year flood)	Q3 2018		558
Drought Conditions	Q3 2018		1002
Superfund Sites	Q4 2017		1481
Coal Ash pits / landfills	Q3 2018		1
Fracking Wells	Q3 2018		1
Counties at Risk (CDC)	Q4 2017		1
Lyme Disease	Q2 2018		808
Water Use	2015 (released 2018)		1515
Safe Drinking Water Violations	Q2 2018		74
% of Population with Diabetes	Q4 2017		1590
Opioid Prescriptions	Q1 2016		834
Mortality Overdose Rates	2009 - 2016		1270
Home Ownership	2016		1697
Home Ownership	Change 2015 - 2016		1329
Home Ownership	Average Annual Change (2010-2016)		78
Vacancy Rate	2016		1114
Vacancy Rate	Change 2015 - 2016		649
Vacancy Rate	Average Annual Change (2010-2015)		1144
Median Housing Value	Change 2015 - 2016		709
Median Housing Value	Average Annual Change (2010-2016)		60
Median Income as a % of Median Housing Value	2016		930
Real Estate Taxes as % of Median Housing Value	2016		617
Real Estate Taxes as % of Median Housing Value	Change 2015 - 2016		1066
Real Estate Taxes as % of Median Housing Value	Average Annual Change (2010-2016)		1186
Real Estate Taxes as % of Median Income	2016		1029
Real Estate Taxes as % of Median Income	Change 2015 - 2016		680
Real Estate Taxes as % of Median Income	Average Annual Change (2010-2016)		234
Police per capita	2016		233
Firefighters per capita	2016		1231
Teacher / Student ratio	2016		861
Dentists per capita	2016		233
Doctors per capita	2015		164
Bachelor's Degree or higher	Change 2015 - 2016		113
Bachelor's Degree or higher	Average Annual Change (2009-2016)		349
Incidents of Crime (Violent and Property)	2016		1743
Incidents of Crime (Violent and Property)	Change 2015 - 2016		1593
Incidents of Crime (Violent and Property)	Average Annual Change (2009-2016)		382